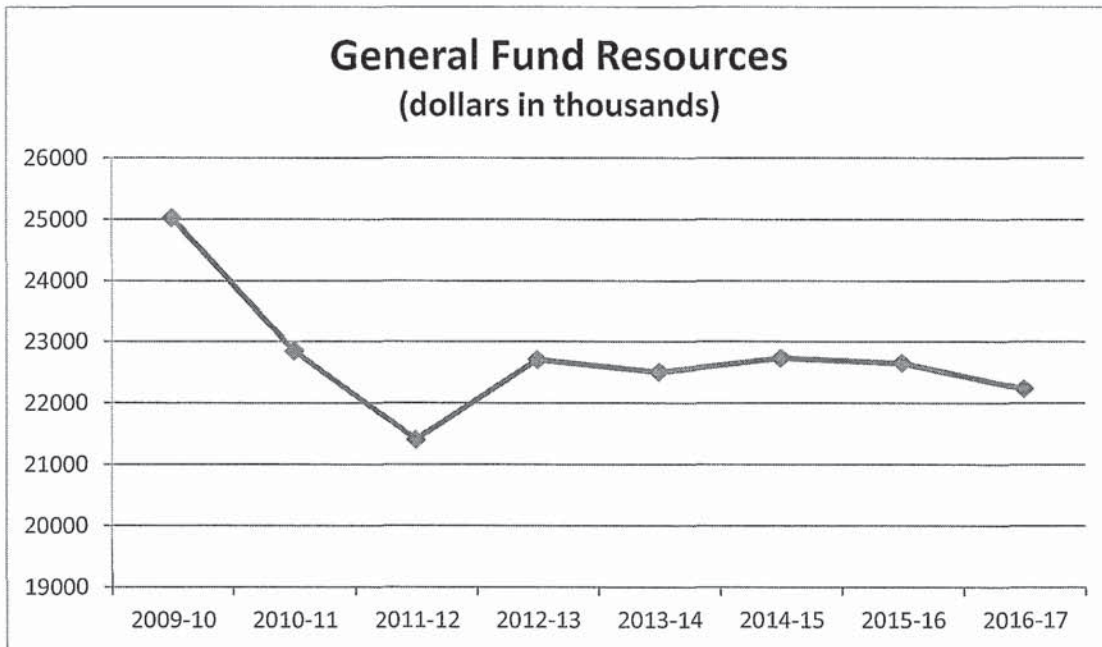


**COOS COUNTY, OREGON**  
**MANAGEMENT'S DISCUSSION AND ANALYSIS**  
 For the Year Ended June 30, 2017

The management of Coos County, Oregon offers this overview and analysis of the financial activities of the County, for the fiscal year ended June 30, 2017. We encourage readers to consider the information here in conjunction with the accompanying basic financial statements.

**Financial Highlights (dollars in thousands)**

- The County's assets exceeded its liabilities at June 30, 2017 by \$147,714 (*net position*) – a decrease of \$3,951 or 2.61%. Of this amount, \$2,012 (*unrestricted net position*) may be used to meet the government's ongoing obligations to citizens and creditors.
- The County's revenues decreased by 14.4% in the Governmental activities, they decreased by 3.6% in the Proprietary activities. Expenses for the Governmental activities decreased by \$5,858 or 9.7%, and Proprietary increased by \$68 or 1.6%. Net position in Governmental funds decreased \$3,186 or 2.9% and Proprietary funds decreased by \$766 or 1.9%.



**Overview of the Financial Statements**

Coos County's basic financial statements comprise three components: 1) government-wide financial statements, 2) fund financial statements, and 3) notes to the financial statements. This report also contains other supplementary information in addition to the basic financial statements themselves.

**Government-wide financial statements** are designed to provide readers with a broad overview of the County's finances, in a manner similar to private-sector business. The government-wide financial statements include not only the County itself (known as the primary government), but also three legally separate component units, Coos County Library Service District, Coos County 4-H Extension Service District, and the Coos County Area Transit Service District, for which the County is financially accountable. Although legally separate, the governing body of each component unit is identical to the County's, and because the services of the component units are exclusively for the benefit of the County, they are included as an integral part of the primary government. Complete financial statements for each may be obtained from the Coos County Treasurer's Office, 250 N. Baxter, Coquille, OR 97423.

**COOS COUNTY, OREGON**  
**MANAGEMENT'S DISCUSSION AND ANALYSIS**  
For the Year Ended June 30, 2017

»The *statement of net position* presents information on all the County's assets and liabilities, with the difference between the two reported as *net position*. Over time, increases or decreases in net position may serve as a useful indicator of whether the financial position of the County is improving or deteriorating.

» The *statement of activities* presents information showing how the government's net position changed during the most recent fiscal year. All changes in net position are reported as soon as the underlying event giving rise to the change occurs, regardless of the timing of related cash flows. Thus, revenues and expenses are reported in this statement for some items that will only result in cash flows in future fiscal periods (e.g. uncollected taxes and earned but unused vacation leave).

Both of the government-wide financial statements distinguish functions of the County that are principally supported by taxes and intergovernmental revenues (governmental activities) from other functions that are intended to recover all or a significant portion of their costs through user fees and charges (business-type activities).

**Fund financial statements.** A fund is a grouping of related accounts that is used to maintain control over resources that have been segregated for specific activities or objectives. The County, like other state and local governments, uses fund accounting to ensure and demonstrate compliance with finance-related legal requirements. All of the funds of the County can be divided into three categories: governmental funds, proprietary funds, and fiduciary funds.

### **Governmental Funds**

*Governmental funds.* The focus of the County's *governmental funds* is to provide information on near-term inflows, outflows, and balances of *spendable* resources. Such information is useful in assessing the County's financing requirements. In particular, *unassigned fund balance* may serve as a useful measure of a government's net resources available for spending at the end of the fiscal year.

Governmental funds are used to account for the financial resources of the County that are not accounted for in any other fund. Principal sources of revenue are Oregon and California land grant proceeds, state and federal revenues, property taxes, licenses and permits, charges for services and interest. Ordinary expenditures are for general administration, public safety, community services, and welfare and health services.

Because the focus of governmental funds is narrower than that of the government-wide financial statements, it is useful to compare the information presented for *governmental funds* with similar information presented for *governmental activities* in the government-wide financial statements. By doing so, readers may better understand the long-term impact of the government's near-term financing decisions. There is a reconciliation to facilitate this comparison between *governmental funds* and *governmental activities*.

The County maintains 29 individual governmental funds. Information is presented separately in the governmental fund balance sheet and in the governmental fund statement of revenues, expenditures, and changes in fund balances for the General fund, Public Works fund, Health & Wellness fund, and County Forest fund which are considered to be major funds. Data from the other 25 governmental funds are combined into a single, aggregated presentation. Individual fund data for these non-major governmental funds is provided in the supplementary statements section of this report.

The County adopts an annual budget for all of its funds except the fiduciary funds. A budgetary comparison statement has been provided for the governmental funds as part of the basic financial statements. There are also individual budgetary statements for all major and non-major funds to demonstrate compliance with this budget elsewhere in this report.

**COOS COUNTY, OREGON**  
**MANAGEMENT'S DISCUSSION AND ANALYSIS**  
For the Year Ended June 30, 2017

Special Revenue Funds – Special Revenue funds are used to account for proceeds of specific revenue sources that are restricted to expenditures for specified purposes. Funds included in the category are: Animal Control, Public Works, Public Health, Planning, LNG, Law Library, County Parks, Community Corrections, Crime Victim Assistance, South Coast Interagency Narcotics Team (SCINT), Coos Health & Wellness, Economic Development, PL110-343 Title III, County Forest, Administrative Grants, County School, Foot Paths and Bicycle Trails, Industrial Development, Public Health-Title XIX, Mental Health-Title XIX, County Family Mediation, 911/Dispatch, County Clerk Records, Public Land Corner Preservation, and the Environmental Service funds.

Component Units-Special Revenue Funds – The Coos County Library Service District and the 4-H Extension Service District are reported as special revenue funds of the County.

Debt Service Fund – Debt Service Fund is used to account for the accumulation of resources and payment of general obligation bond and loan principal and interest. Funds included in this category are: Bonded Debt. The Bonded Debt Fund is for Coos County's outstanding bond issues.

On July 1, 2003, the County issued bonds for the local share of the natural gas pipeline project. Coos County voters passed a bond measure in 1999 authorizing an amount not to exceed \$27 million. Prior to the sale, Coos County received a bond rating from Moody's Investors Services of A3. The total of the general obligation bonds sold was \$17,760 (including issuance costs). The bonds were taxable and sold for an interest cost of 4.56%.

**Bonded Indebtedness**

*in thousands*

<b>General Obligation Debt Capacity</b>	<b>June 30, 2016</b>		<b>June 30, 2017</b>	
Taxable Real Market Value	\$	6,061,059	\$	6,468,660
General Obligation Bond Debt Limitation (2% of Real Market Value)		121,221		129,373
Less: Outstanding debt subject to limit		7,845		6,875
Less: Principal payments due within one year		(970)		(1,015)
		<u>6,875</u>		<u>5,860</u>
Remaining Legal General Obligation Debt Capacity	\$	114,346	\$	123,513
Percent of Capacity Issued		5.7%		4.5%

Under Oregon Revised Statute (ORS) 287A.100 the aggregate amount of general obligation bonded indebtedness of the County is limited to two percent of the real market value of all taxable property in the County, computed in accordance with ORS 308.207. Additional information on the County's bonded debt can be found in the Notes to the Financial Statements.

**Proprietary Funds**

Proprietary funds are used to account for activities where the emphasis is placed on net income determination. The County maintains two different types of proprietary funds. *Enterprise funds* are used to report the same functions presented as *business-type activities* in the government-wide financial statements. The County uses enterprise funds to account for its County Fair fund, Waste Disposal fund, Waste Disposal Reserve fund and Gas Pipeline fund, which are financed primarily by admission charges, waste disposal fees, bond sales and intergovernmental revenues.

Component Unit-Enterprise Funds – The Coos County Area Transit Service District is reported as an enterprise fund of the County.

**COOS COUNTY, OREGON**  
**MANAGEMENT'S DISCUSSION AND ANALYSIS**  
For the Year Ended June 30, 2017

The proprietary fund financial statements provide separate information for business-type funds. Individual fund data for the funds is provided in the form of *combining statements* elsewhere in this report.

**Fiduciary Funds**

*Trust and Agency Funds* – These funds account for resources received and held by the County in a fiduciary capacity or as an agent for other governments and other funds. Fiduciary funds are *not* reflected in the government-wide statement because the resources of those funds are not available to support the County's own programs. The accounting used for fiduciary funds is much like that used for proprietary funds.

**Notes to the Basic Financial Statements**

The notes provide additional information that is essential to a full understanding of the data provided in the financial statements. The notes to the financial statements can be found immediately following the basic financial statements of this report.

**Other Information**

In addition to the basic financial statements and accompanying notes, this report also presents certain *supplementary information* referred to earlier in connection with non-major governmental funds and other schedules and information that are required by the State of Oregon. This information can be found in the supplementary statements section of this report.

**Government-wide Financial Analysis (*dollars in thousands*)**

As noted earlier, net position may serve over time as a useful indicator of the County's financial position. The County's assets exceeded liabilities by \$147,714 at the close of the most recent fiscal year. The County's investment in capital assets (land, construction in progress, buildings, improvements, machinery and equipment, bridges and infrastructure), less any related debt to acquire those assets is approximately 83.93% of total net position. The County uses these capital assets to provide services to its citizens; consequently, these assets are *not* available for future spending. Although the County's investment in its capital assets is reported net of related debt, it should be noted that resources needed to repay this debt must be provided from other sources, since the capital assets themselves cannot be used to liquidate these liabilities.

**COOS COUNTY, OREGON**  
**MANAGEMENT'S DISCUSSION AND ANALYSIS**  
For the Year Ended June 30, 2017

**Coos County's Net Position**  
*in thousands*

	Governmental		Business-type		Total		Comparison	
	Activities		Activities				Difference	
	2017	2016	2017	2016	2017	2016		
Current and other assets	\$ 41,689	\$ 43,910	\$ 5,438	\$ 6,525	\$ 47,127	\$ 50,435	\$ (3,308)	-6.56%
Capital assets	87,783	86,956	43,072	43,490	130,855	130,446	409	0.31%
Total assets	129,472	130,866	48,510	50,015	177,982	180,881	(2,899)	-1.60%
Deferred outflow related to pensions	15,938	3,169	260	51	16,198	3,220	12,978	403.04%
Long-term liabilities	1,277	1,715	7,426	8,336	8,703	10,051	(1,348)	-13.41%
Other liabilities	34,795	18,097	1,997	1,591	36,792	19,688	17,104	86.88%
Total liabilities	36,072	19,812	9,423	9,927	45,495	29,739	15,756	52.98%
Deferred inflow related to pensions	955	2,653	16	43	971	2,696	(1,725)	-63.98%
Net position:								
Invested in capital assets	87,783	86,956	36,197	35,645	123,980	122,601	1,379	1.12%
Restricted	21,418	23,425	304	591	21,722	24,016	(2,294)	-9.55%
Unrestricted	(818)	1,188	2,830	3,860	2,012	5,048	(3,036)	-60.14%
Total net position	\$ 108,383	\$ 111,569	\$ 39,331	\$ 40,096	\$ 147,714	\$ 151,665	\$ (3,951)	-2.61%

**Changes in Net Position**

The County's *unrestricted net position* of \$2,012 may be used to meet the government's ongoing obligations to citizens and creditors. At the end of the current fiscal year, the County is able to report positive balances in almost all categories of net position. The government as a whole as well as its separate governmental activities all reported a positive balance. In Governmental Activities, the unrestricted net position is negative due to the County's pension liability. The County reported positive balances in all other categories for the prior fiscal year.

**COOS COUNTY, OREGON**  
**MANAGEMENT'S DISCUSSION AND ANALYSIS**  
For the Year Ended June 30, 2017

**Coos County's Changes in Net Position**

*in thousands*

	Governmental		Business-Type		Total		Comparison	
	Activities		Activities				Difference	
	2017	2016	2017	2016	2017	2016		
<b>REVENUE:</b>								
Program revenues:								
Charges for services & contracts	\$ 9,111	\$ 10,538	\$ 2,919	\$ 3,152	\$ 12,030	\$ 13,690	\$ (1,660)	-12.13%
Operating grants & contributions	26,397	25,874	746	721	27,143	26,595	548	2.06%
Capital grants & contributions	645	621	70	-	715	621	94	15.14%
General revenues:								
Property Taxes	10,366	10,123	-	-	10,366	10,123	243	2.40%
Grants & contributions not restricted								
to specific programs	2,905	3,023	-	-	2,905	3,023	(118)	-3.90%
Interest on investments	432	240	-	-	432	240	192	80.00%
Other revenue	694	860	-	-	694	860	(166)	-19.30%
<b>Total revenue</b>	<b>50,550</b>	<b>51,279</b>	<b>3,735</b>	<b>3,873</b>	<b>54,285</b>	<b>55,152</b>	<b>(867)</b>	<b>-1.57%</b>
<b>EXPENDITURES:</b>								
Current:								
General Government	8,698	9,501	-	-	8,698	9,501	(803)	-8.45%
Public Safety	14,426	16,879	-	-	14,426	16,879	(2,453)	-14.53%
Public Works	8,137	8,398	1,437	1,508	9,574	9,906	(332)	-3.35%
Health & Welfare	16,316	18,496	-	-	16,316	18,496	(2,180)	-11.79%
Culture & Recreation	5,380	5,385	383	440	5,763	5,825	(62)	-1.06%
Conservation	-	-	-	-	-	-	-	0.00%
Community Development	274	348	-	-	274	348	(74)	-21.26%
Intergovernmental	851	893	-	-	851	893	(42)	-4.70%
Sanitation	-	-	1,700	1,564	1,700	1,564	136	8.70%
Transportation	-	-	806	742	806	742	64	8.63%
Debt Service	378	418	-	-	378	418	(40)	-9.57%
<b>Total expenditures</b>	<b>54,460</b>	<b>60,318</b>	<b>4,326</b>	<b>4,254</b>	<b>58,786</b>	<b>64,572</b>	<b>(5,786)</b>	<b>-8.96%</b>
Change in net position before transfers	(3,910)	(9,039)	(591)	(381)	(4,501)	(9,420)	4,919	-52.22%
Transfers	184	(680)	(184)	680	-	-	-	0.00%
Change in net position	(3,726)	(9,719)	(775)	299	(4,501)	(9,420)	4,919	-52.22%
Net position beginning	111,569	137,111	40,096	40,042	151,665	177,153	(25,488)	-14.39%
Prior period adjustment	541	(15,823)	9	(245)	550	(16,068)	16,618	-103.42%
Net position beginning, restated	112,110	121,288	40,105	39,797	152,215	161,085	(8,870)	-5.51%
<b>Net position ending</b>	<b>\$ 108,384</b>	<b>\$ 111,569</b>	<b>\$ 39,330</b>	<b>\$ 40,096</b>	<b>\$ 147,714</b>	<b>\$ 151,665</b>	<b>\$ (20,569)</b>	<b>-2.61%</b>

**Capital Assets and Debt Administration**

The County has no capital debt except for general obligation bonds.

Bonded Debt. At the end of the current fiscal year, Coos County had total bonded debt outstanding of \$6,875. This entire amount is debt backed by the full faith and credit of the government through assessment to property owners.

The County's investment in capital assets for its governmental and business-type activities as of June 30, 2017 amounted to \$131,155 (net of accumulated depreciation). This investment in capital assets includes land, buildings and improvements, improvements other than buildings, equipment, and infrastructure.

**COOS COUNTY, OREGON**  
**MANAGEMENT'S DISCUSSION AND ANALYSIS**  
For the Year Ended June 30, 2017

**COOS COUNTY'S CAPITAL ASSETS (In thousands)**

	Governmental Activities	Business-type Activities	Total
Land	\$ 5,608	\$ 709	\$ 6,317
Construction in progress	3,342	333	3,675
Buildings and building improvements	21,807	2,526	24,333
Infrastructure	115,077	52,576	167,653
Machinery and equipment	18,987	1,410	20,397
Improvements other than buildings	4,629	2,501	7,130
	<u>\$ 169,450</u>	<u>\$ 60,055</u>	<u>\$ 229,505</u>

*Major capital asset events during the current fiscal year by Coos County included the following:*

Work continues to bring the Coos County Pipeline into compliance with the US Army Corps of Engineers Consent Decree.

There was much discussion in the budget process with regard to deferred maintenance of buildings, facilities and County owned infrastructure as well as management and timely replacement of vehicles and equipment. Planned maintenance and replacement of capital items is a necessary challenge that must be addressed to ensure the ability to provide essential county services in the future.

Coos County Health & Wellness started construction on a new building in Coos Bay. It will be located in a complex with Western Oregon Advanced Health (WOAH) and Oregon Coast Community Action (ORCCA). Each of these organizations will be able to work more efficiently as they have overlapping and/or related services. They will also be able to share some operating costs (security, landscaping, etc.).

### Budgetary Highlights

The County budgets all funds (except fiduciary funds) in compliance with Oregon Budget law. Differences between the original budget and the final amended budget were relatively minor and can be briefly summarized as follows:

Minor transfers of appropriations between line items within funds

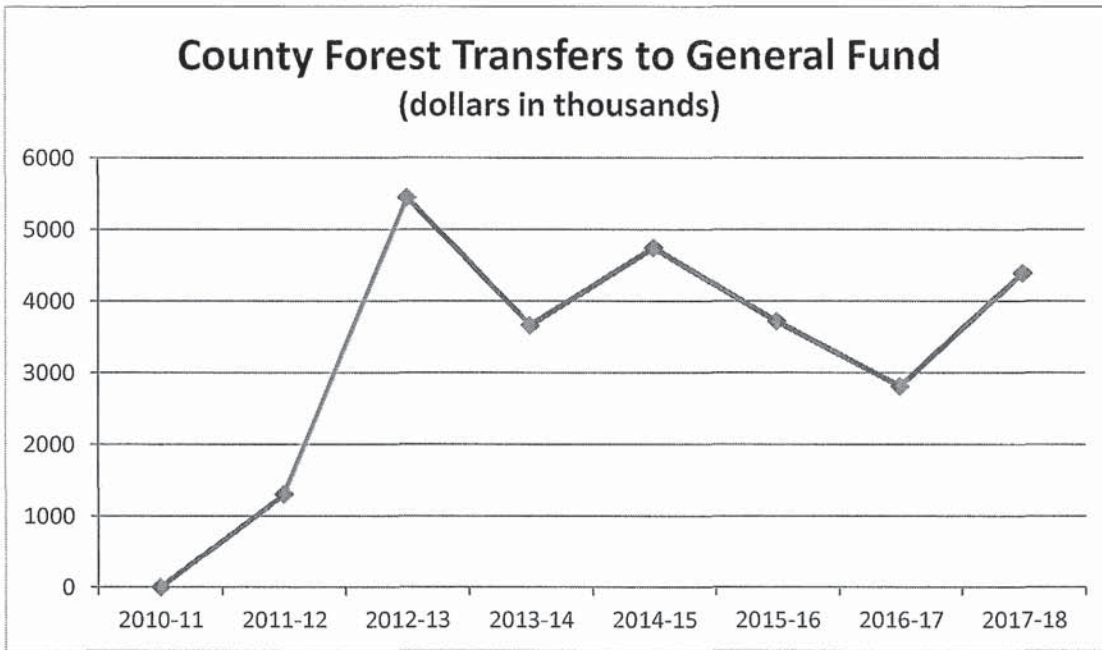
All of the budget changes were done by resolution or a supplemental budget as required by Oregon budget law.

### Economic Factors and Next Year's Budgets

- ◆ The General Fund is the chief operating fund of Coos County. The County will continue to have to adjust the amount of spending available in future fiscal year budgets. Program services will have to be adjusted or eliminated to balance the budget. No taxes can be increased, other than the allowable 3 percent increase on taxable property value allowed by state law. The General Fund budgeted a beginning fund balance of \$4,330. The County placed \$2,058 in an operating contingency for 2017-2018.
- ◆ The General Fund's proposed expenditures total \$23,121, with resources other than taxes of \$18,141. The amount budgeted for current year taxes is \$4,980, based upon our full tax rate authority of \$1.0799 per thousand. The County provides property tax assessment/collection services for all taxing districts, such as schools, cities, ports, and other districts at a cost of \$1,906.

**COOS COUNTY, OREGON**  
**MANAGEMENT'S DISCUSSION AND ANALYSIS**  
For the Year Ended June 30, 2017

- ◆ Coos County created the County Forest Fund in 1999 to serve as a revenue stabilization fund. All receipts from the sale of timber and/or forest related products are deposited into the fund each year. In previous budget cycles a 5-year rolling average of the receipts into the fund were appropriated into the General Fund. Annual transfers were calculated as the total receipts for the previous five years, divided by five, less the current years' budgeted operating expenses. The FY 2017-2018 Forestry Department operating budget is \$776. The County Forest Fund balance on June 30, 2017 was \$7,519.



Note: In fiscal year 2010-11 no transfers were made to the General fund and in fiscal year 2017-18 excess funds of \$1.1 million from a comparison of Budget and Actual expenses since fiscal year 2001-02 were transferred in addition to the formula.

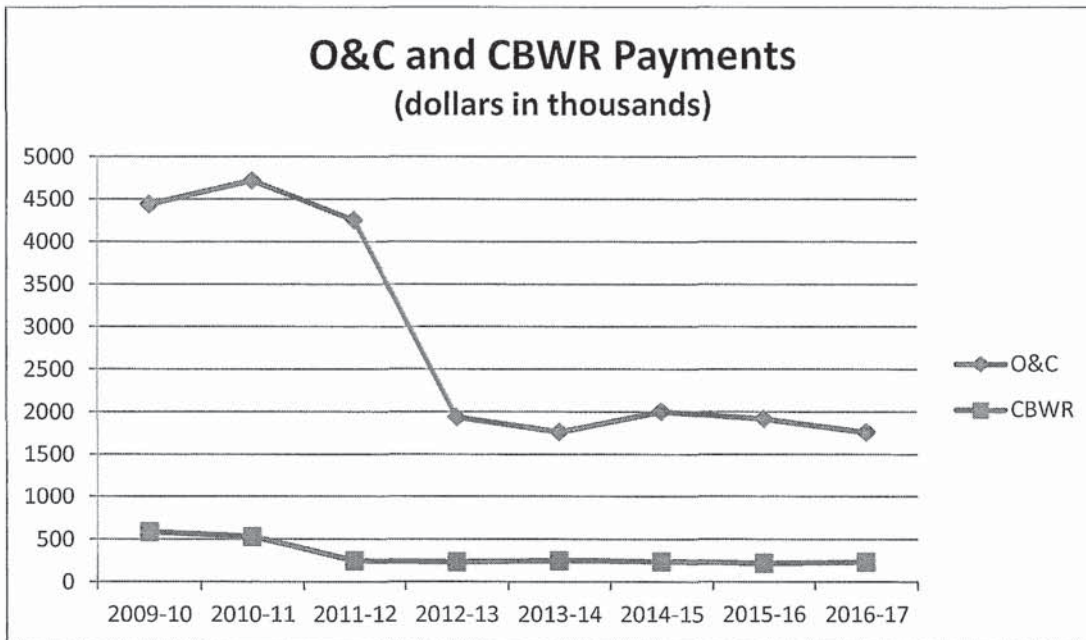


**COOS COUNTY, OREGON  
MANAGEMENT'S DISCUSSION AND ANALYSIS  
For the Year Ended June 30, 2017**

- ◆ Retention of federal in-lieu of timber revenue continues to be a problem.

In March 2015, Congress reauthorized the Secure Rural Schools and Community Self-Determination Program Act (SRS) for two additional years. The two year reauthorization meant that in 2016 the County was back under the Oregon and California Act (O&C) and Coos Bay Wagon Road (CBWR) statutory payment methods. This requires timber to be harvested in order for payments to be made to the County.

In FY 2017-2018 the SRS net payment to the General Fund (Title I), for the O&C lands, will be \$1,192. The County Road Department FY 2017-2018 SRS Title I payment, for the CBWR lands and U.S. Forest Service, is budgeted to be \$234.



- ◆ Current County services and activities are either state mandated or considered essential to public safety or health. Future across the board budget cuts are not practical in that further reductions will not allow program criteria to be met, thus the inability to function.
- ◆ The Board of Commissioners also serves as the Governing Board for the Coos County Library Service District, 4-H Extension Service District, and the Coos County Area Transit Service District, which are separate entities from Coos County. There are four funds that require the levying of taxes; the General Fund, Bonded Debt Fund, Library Service District Fund and the 4-H Extension Service District Fund.
- ◆ The Library Service District's adopted expenditures for 2017-2018 total \$3,637 with resources other than taxes of \$183. The 4-H Extension Service District's adopted expenditures for 2017-2018 total \$808, with resources other than taxes of \$387. The Library and 4-H Extension Service Districts both intend to certify their total permanent tax rates in 2017-2018. The Library rate is \$.7289 per thousand and the 4-H Extension rate is \$.0888 per thousand.
- ◆ All of these factors were considered in preparing the County's budgets for the 2017-2018 fiscal year.

**COOS COUNTY, OREGON**  
**MANAGEMENT'S DISCUSSION AND ANALYSIS**  
For the Year Ended June 30, 2017

**Requests for Information**

This financial report is designed to provide a general overview of Coos County's finances for all those with an interest in the County's finances. For more information on the component units of Coos County please refer to each component unit's separately issued financial statements. Questions concerning any of the information provided in this report or requests for additional financial information should be addressed to Coos County Finance Department, 250 N Baxter, Coquille, Oregon 97423.