

Certified - Final Official Canvass of Votes

May 17, 2022 Primary Election

All Precincts, All Districts, All Counter Groups, All ScanStations, All Contests, All Boxes

Total Ballots Cast: 19699, Registered Voters: 48486, Overall Turnout: 40.63%

19 precincts reported out of 19 total

US Senator (DParty) (Vote for 1)

Precinct	Ballots Cast	Reg. Voters	Total Votes	Ron Wyden		Brent Thompson		William E Barlow III		Write-in		Over Votes	Under Votes
Precinct 01	233	438	219	172	78.54%	18	8.22%	27	12.33%	2	0.91%	0	14
Precinct 02	514	854	490	408	83.27%	33	6.73%	36	7.35%	13	2.65%	0	24
Precinct 03	611	1044	572	489	85.49%	32	5.59%	41	7.17%	10	1.75%	0	39
Precinct 04	496	903	471	413	87.69%	26	5.52%	30	6.37%	2	0.42%	0	25
Precinct 05	643	1249	602	510	84.72%	41	6.81%	43	7.14%	8	1.33%	0	41
Precinct 06	478	796	458	392	85.59%	23	5.02%	40	8.73%	3	0.66%	1	19
Precinct 07	495	913	474	401	84.60%	23	4.85%	35	7.38%	15	3.16%	0	21
Precinct 08	546	1095	520	430	82.69%	23	4.42%	52	10.00%	15	2.88%	0	26
Precinct 09	77	125	77	62	80.52%	9	11.69%	6	7.79%	0	0.00%	0	0
Precinct 10	426	697	406	326	80.30%	25	6.16%	43	10.59%	12	2.96%	0	20
Precinct 11	282	471	273	224	82.05%	20	7.33%	18	6.59%	11	4.03%	0	9
Precinct 12	345	630	324	273	84.26%	26	8.02%	21	6.48%	4	1.23%	0	21
Precinct 13	169	334	162	133	82.10%	15	9.26%	9	5.56%	5	3.09%	0	7
Precinct 14	202	327	188	145	77.13%	21	11.17%	14	7.45%	8	4.26%	0	14
Precinct 15	56	114	52	38	73.08%	6	11.54%	6	11.54%	2	3.85%	0	4
Precinct 16	494	772	477	426	89.31%	20	4.19%	28	5.87%	3	0.63%	0	17
Precinct 17	508	777	494	418	84.62%	22	4.45%	48	9.72%	6	1.21%	0	14
Precinct 18	65	109	62	51	82.26%	3	4.84%	5	8.06%	3	4.84%	0	3
Total	6640	11648	6321	5311	84.02%	386	6.11%	502	7.94%	122	1.93%	1	318



I hereby certify the votes recorded on this abstract correctly summarize the tally of votes cast at the election indicated.

Diris D. Murphy
 Diris D. Murphy
 Coos County Clerk

Certified - Final Official Canvass of Votes

May 17, 2022 Primary Election

All Precincts, All Districts, All Counter Groups, All ScanStations, All Contests, All Boxes

Total Ballots Cast: 19699, Registered Voters: 48486, Overall Turnout: 40.63%

19 precincts reported out of 19 total

US Representative, 4th District (DParty) (Vote for 1)

Precinct	Ballots Cast	Reg. Voters	Total Votes	Sami Al-Abdrabbuh	G Tommy Smith	John S Selker	Steve William Laible	Val Hoyle	Jake Matthews
Precinct 01	233	438	218	8 3.67%	8 3.67%	13 5.96%	3 1.38%	130 59.63%	0 0.00%
Precinct 02	514	854	480	11 2.29%	7 1.46%	24 5.00%	5 1.04%	305 63.54%	5 1.04%
Precinct 03	611	1044	565	23 4.07%	13 2.30%	30 5.31%	6 1.06%	344 60.88%	11 1.95%
Precinct 04	496	903	462	22 4.76%	12 2.60%	19 4.11%	3 0.65%	295 63.85%	9 1.95%
Precinct 05	643	1249	600	18 3.00%	11 1.83%	26 4.33%	8 1.33%	382 63.67%	11 1.83%
Precinct 06	478	796	452	21 4.65%	11 2.43%	37 8.19%	5 1.11%	252 55.75%	2 0.44%
Precinct 07	495	913	460	20 4.35%	8 1.74%	28 6.09%	8 1.74%	270 58.70%	3 0.65%
Precinct 08	546	1095	513	21 4.09%	18 3.51%	18 3.51%	3 0.58%	298 58.09%	11 2.14%
Precinct 09	77	125	75	0 0.00%	0 0.00%	5 6.67%	0 0.00%	36 48.00%	0 0.00%
Precinct 10	426	697	397	18 4.53%	6 1.51%	21 5.29%	4 1.01%	212 53.40%	4 1.01%
Precinct 11	282	471	264	14 5.30%	5 1.89%	15 5.68%	2 0.76%	145 54.92%	6 2.27%
Precinct 12	345	630	328	10 3.05%	5 1.52%	24 7.32%	2 0.61%	199 60.67%	5 1.52%
Precinct 13	169	334	161	13 8.07%	7 4.35%	8 4.97%	4 2.48%	84 52.17%	4 2.48%
Precinct 14	202	327	185	5 2.70%	8 4.32%	13 7.03%	1 0.54%	97 52.43%	4 2.16%
Precinct 15	56	114	49	1 2.04%	3 6.12%	3 6.12%	0 0.00%	23 46.94%	1 2.04%
Precinct 16	494	772	470	23 4.89%	7 1.49%	19 4.04%	2 0.43%	314 66.81%	3 0.64%
Precinct 17	508	777	482	19 3.94%	2 0.41%	19 3.94%	0 0.00%	290 60.17%	5 1.04%
Precinct 18	65	109	60	1 1.67%	1 1.67%	1 1.67%	1 1.67%	34 56.67%	3 5.00%
Total	6640	11648	6221	248 3.99%	132 2.12%	323 5.19%	57 0.92%	3710 59.64%	87 1.40%



I hereby certify the votes recorded on this abstract correctly summarize the tally of votes cast at the election indicated.

Diris D. Murphy
 Diris D. Murphy
 Coos County Clerk

Certified - Final Official Canvass of Votes

May 17, 2022 Primary Election

All Precincts, All Districts, All Counter Groups, All ScanStations, All Contests, All Boxes

Total Ballots Cast: 19699, Registered Voters: 48486, Overall Turnout: 40.63%

19 precincts reported out of 19 total

US Representative, 4th District (DParty) (Vote for 1)

Precinct	Ballots Cast	Reg. Voters	Total Votes	Doyle E Canning		Andrew Kalloch		Write-in		Over Votes	Under Votes
Precinct 01	233	438	218	34	15.60%	20	9.17%	2	0.92%	0	15
Precinct 02	514	854	480	79	16.46%	28	5.83%	16	3.33%	0	34
Precinct 03	611	1044	565	79	13.98%	53	9.38%	6	1.06%	0	46
Precinct 04	496	903	462	80	17.32%	21	4.55%	1	0.22%	0	34
Precinct 05	643	1249	600	82	13.67%	56	9.33%	6	1.00%	0	43
Precinct 06	478	796	452	84	18.58%	35	7.74%	5	1.11%	0	26
Precinct 07	495	913	460	76	16.52%	35	7.61%	12	2.61%	0	35
Precinct 08	546	1095	513	88	17.15%	44	8.58%	12	2.34%	0	33
Precinct 09	77	125	75	28	37.33%	5	6.67%	1	1.33%	0	2
Precinct 10	426	697	397	83	20.91%	36	9.07%	13	3.27%	0	29
Precinct 11	282	471	264	52	19.70%	14	5.30%	11	4.17%	0	18
Precinct 12	345	630	328	44	13.41%	33	10.06%	6	1.83%	1	16
Precinct 13	169	334	161	24	14.91%	12	7.45%	5	3.11%	0	8
Precinct 14	202	327	185	34	18.38%	20	10.81%	3	1.62%	0	17
Precinct 15	56	114	49	8	16.33%	9	18.37%	1	2.04%	0	7
Precinct 16	494	772	470	76	16.17%	25	5.32%	1	0.21%	0	24
Precinct 17	508	777	482	113	23.44%	29	6.02%	5	1.04%	0	26
Precinct 18	65	109	60	11	18.33%	5	8.33%	3	5.00%	0	5
Total	6640	11648	6221	1075	17.28%	480	7.72%	109	1.75%	1	418



I hereby certify the votes recorded on this abstract correctly summarize the tally of votes cast at the election indicated.

Diris D. Murphy
 Diris D. Murphy
 Coos County Clerk

US Senator (RParty) (Vote for 1)

Precinct	Ballots Cast	Reg. Voters	Total Votes	Darin Harbick		Sam Palmer		Jo Rae Perkins		Christopher C Christensen		Ibra A Taher		Robert M Fleming	
Precinct 01	428	720	385	116	30.13%	47	12.21%	122	31.69%	35	9.09%	15	3.90%	6	1.56%
Precinct 02	808	1312	736	199	27.04%	114	15.49%	254	34.51%	57	7.74%	20	2.72%	9	1.22%
Precinct 03	681	1214	575	132	22.96%	84	14.61%	204	35.48%	65	11.30%	15	2.61%	11	1.91%
Precinct 04	427	771	359	62	17.27%	54	15.04%	124	34.54%	35	9.75%	7	1.95%	12	3.34%
Precinct 05	709	1344	634	163	25.71%	91	14.35%	205	32.33%	69	10.88%	13	2.05%	12	1.89%
Precinct 06	409	770	357	91	25.49%	38	10.64%	143	40.06%	24	6.72%	11	3.08%	6	1.68%
Precinct 07	450	885	397	84	21.16%	60	15.11%	143	36.02%	39	9.82%	10	2.52%	14	3.53%
Precinct 08	712	1372	636	179	28.14%	78	12.26%	243	38.21%	35	5.50%	13	2.04%	9	1.42%
Precinct 09	62	126	58	10	17.24%	5	8.62%	31	53.45%	2	3.45%	2	3.45%	1	1.72%
Precinct 10	646	1112	590	141	23.90%	96	16.27%	209	35.42%	32	5.42%	18	3.05%	7	1.19%
Precinct 11	608	985	555	133	23.96%	116	20.90%	171	30.81%	36	6.49%	16	2.88%	5	0.90%
Precinct 12	493	915	433	115	26.56%	73	16.86%	140	32.33%	29	6.70%	8	1.85%	9	2.08%
Precinct 13	358	650	331	78	23.56%	56	16.92%	125	37.76%	22	6.65%	10	3.02%	11	3.32%
Precinct 14	578	928	534	140	26.22%	97	18.16%	173	32.40%	26	4.87%	11	2.06%	7	1.31%
Precinct 15	117	213	103	32	31.07%	12	11.65%	27	26.21%	12	11.65%	4	3.88%	3	2.91%
Precinct 16	436	716	379	82	21.64%	74	19.53%	124	32.72%	41	10.82%	10	2.64%	5	1.32%
Precinct 17	652	1081	593	155	26.14%	113	19.06%	193	32.55%	34	5.73%	22	3.71%	10	1.69%
Precinct 18	119	192	109	38	34.86%	16	14.68%	36	33.03%	5	4.59%	1	0.92%	0	0.00%
Total	8693	15306	7764	1950	25.12%	1224	15.77%	2667	34.35%	598	7.70%	206	2.65%	137	1.76%

Certified - Final Official Canvass of Votes

May 17, 2022 Primary Election

All Precincts, All Districts, All Counter Groups, All ScanStations, All Contests, All Boxes

Total Ballots Cast: 19699, Registered Voters: 48486, Overall Turnout: 40.63%

19 precincts reported out of 19 total

US Senator (RParty) (Vote for 1)

Precinct	Ballots Cast	Reg. Voters	Total Votes	Jason Beebe		Write-in		Over Votes	Under Votes
Precinct 01	428	720	385	43	11.17%	1	0.26%	1	42
Precinct 02	808	1312	736	79	10.73%	4	0.54%	0	72
Precinct 03	681	1214	575	62	10.78%	2	0.35%	0	106
Precinct 04	427	771	359	63	17.55%	2	0.56%	0	68
Precinct 05	709	1344	634	75	11.83%	6	0.95%	0	75
Precinct 06	409	770	357	42	11.76%	2	0.56%	0	52
Precinct 07	450	885	397	44	11.08%	3	0.76%	0	53
Precinct 08	712	1372	636	75	11.79%	4	0.63%	0	76
Precinct 09	62	126	58	7	12.07%	0	0.00%	0	4
Precinct 10	646	1112	590	77	13.05%	10	1.69%	0	56
Precinct 11	608	985	555	77	13.87%	1	0.18%	0	53
Precinct 12	493	915	433	57	13.16%	2	0.46%	0	60
Precinct 13	358	650	331	29	8.76%	0	0.00%	0	27
Precinct 14	578	928	534	78	14.61%	2	0.37%	0	44
Precinct 15	117	213	103	12	11.65%	1	0.97%	0	14
Precinct 16	436	716	379	39	10.29%	4	1.06%	0	57
Precinct 17	652	1081	593	62	10.46%	4	0.67%	0	59
Precinct 18	119	192	109	13	11.93%	0	0.00%	0	10
Total	8693	15306	7764	934	12.03%	48	0.62%	1	928



I hereby certify the votes recorded on this abstract correctly summarize the tally of votes cast at the election indicated.

Diris D. Murphy
 Diris D. Murphy
 Coos County Clerk

Certified - Final Official Canvass of Votes

May 17, 2022 Primary Election

All Precincts, All Districts, All Counter Groups, All ScanStations, All Contests, All Boxes

Total Ballots Cast: 19699, Registered Voters: 48486, Overall Turnout: 40.63%

19 precincts reported out of 19 total

US Representative, 4th District (RParty) (Vote for 1)

Precinct	Ballots Cast	Reg. Voters	Total Votes	Alek Skarlatos	Write-in	Over Votes	Under Votes
Precinct 01	428	720	365	362 99.18%	3 0.82%	0	63
Precinct 02	808	1312	705	695 98.58%	10 1.42%	0	103
Precinct 03	681	1214	561	553 98.57%	8 1.43%	0	120
Precinct 04	427	771	352	343 97.44%	9 2.56%	0	75
Precinct 05	709	1344	609	601 98.69%	8 1.31%	0	100
Precinct 06	409	770	347	338 97.41%	9 2.59%	0	62
Precinct 07	450	885	373	367 98.39%	6 1.61%	0	77
Precinct 08	712	1372	613	602 98.21%	11 1.79%	0	99
Precinct 09	62	126	51	50 98.04%	1 1.96%	0	11
Precinct 10	646	1112	543	529 97.42%	14 2.58%	0	103
Precinct 11	608	985	521	516 99.04%	5 0.96%	0	87
Precinct 12	493	915	416	414 99.52%	2 0.48%	0	77
Precinct 13	358	650	321	317 98.75%	4 1.25%	0	37
Precinct 14	578	928	517	516 99.81%	1 0.19%	0	61
Precinct 15	117	213	101	100 99.01%	1 0.99%	0	16
Precinct 16	436	716	371	365 98.38%	6 1.62%	0	65
Precinct 17	652	1081	575	568 98.78%	7 1.22%	0	77
Precinct 18	119	192	97	97 100.00%	0 0.00%	0	22
Total	8693	15306	7438	7333 98.59%	105 1.41%	0	1255



I hereby certify the votes recorded on this abstract correctly summarize the tally of votes cast at the election indicated.

Diris D. Murphy

Diris D. Murphy
Coos County Clerk

Certified - Final Official Canvass of Votes

May 17, 2022 Primary Election

All Precincts, All Districts, All Counter Groups, All ScanStations, All Contests, All Boxes

Total Ballots Cast: 19699, Registered Voters: 48486, Overall Turnout: 40.63%

19 precincts reported out of 19 total

Governor (DParty) (Vote for 1)

Precinct	Ballots Cast	Reg. Voters	Total Votes	Tobias Read		John Sweeney		Patrick E Starnes		Dave W Stauffer		Peter W Hall		Genevieve Wilson H	
				Votes	%	Votes	%	Votes	%	Votes	%	Votes	%	Votes	%
Precinct 01	233	438	220	81	36.82%	8	3.64%	5	2.27%	1	0.45%	2	0.91%	1	0.45%
Precinct 02	513	854	487	190	39.01%	15	3.08%	10	2.05%	5	1.03%	3	0.62%	3	0.62%
Precinct 03	611	1044	560	226	40.36%	15	2.68%	13	2.32%	5	0.89%	0	0.00%	3	0.54%
Precinct 04	496	903	466	181	38.84%	6	1.29%	8	1.72%	2	0.43%	1	0.21%	4	0.86%
Precinct 05	643	1249	610	210	34.43%	18	2.95%	18	2.95%	8	1.31%	4	0.66%	6	0.98%
Precinct 06	478	796	454	174	38.33%	10	2.20%	14	3.08%	3	0.66%	0	0.00%	3	0.66%
Precinct 07	495	913	466	163	34.98%	10	2.15%	14	3.00%	5	1.07%	1	0.21%	2	0.43%
Precinct 08	545	1095	513	188	36.65%	18	3.51%	20	3.90%	4	0.78%	2	0.39%	3	0.58%
Precinct 09	75	125	72	25	34.72%	1	1.39%	4	5.56%	2	2.78%	0	0.00%	0	0.00%
Precinct 10	426	697	399	158	39.60%	9	2.26%	11	2.76%	2	0.50%	1	0.25%	2	0.50%
Precinct 11	281	471	261	80	30.65%	8	3.07%	11	4.21%	1	0.38%	1	0.38%	4	1.53%
Precinct 12	345	630	334	143	42.81%	8	2.40%	7	2.10%	3	0.90%	2	0.60%	1	0.30%
Precinct 13	169	334	162	63	38.89%	10	6.17%	2	1.23%	0	0.00%	1	0.62%	3	1.85%
Precinct 14	202	327	188	78	41.49%	7	3.72%	11	5.85%	0	0.00%	0	0.00%	1	0.53%
Precinct 15	56	114	52	10	19.23%	2	3.85%	0	0.00%	0	0.00%	1	1.92%	0	0.00%
Precinct 16	493	772	475	151	31.79%	10	2.11%	16	3.37%	2	0.42%	2	0.42%	1	0.21%
Precinct 17	506	777	490	163	33.27%	2	0.41%	17	3.47%	2	0.41%	1	0.20%	1	0.20%
Precinct 18	65	109	61	15	24.59%	3	4.92%	1	1.64%	0	0.00%	0	0.00%	0	0.00%
Total	6632	11648	6270	2299	36.67%	160	2.55%	182	2.90%	45	0.72%	22	0.35%	38	0.61%

Governor (DParty) (Vote for 1)

Precinct	Ballots Cast	Reg. Voters	Total Votes	Keisha Lanell Merchant	Michael Cross	George L Carrillo	Tina Kotek	Michael Trimble	Ifeanyichukwu C Diru
Precinct 01	233	438	220	1 0.45%	1 0.45%	0 0.00%	94 42.73%	2 0.91%	1 0.45%
Precinct 02	513	854	487	3 0.62%	4 0.82%	7 1.44%	201 41.27%	3 0.62%	4 0.82%
Precinct 03	611	1044	560	4 0.71%	4 0.71%	15 2.68%	208 37.14%	6 1.07%	3 0.54%
Precinct 04	496	903	466	3 0.64%	1 0.21%	11 2.36%	223 47.85%	6 1.29%	5 1.07%
Precinct 05	643	1249	610	4 0.66%	2 0.33%	16 2.62%	259 42.46%	4 0.66%	4 0.66%
Precinct 06	478	796	454	0 0.00%	0 0.00%	7 1.54%	196 43.17%	2 0.44%	2 0.44%
Precinct 07	495	913	466	1 0.21%	2 0.43%	4 0.86%	213 45.71%	7 1.50%	4 0.86%
Precinct 08	545	1095	513	3 0.58%	4 0.78%	12 2.34%	196 38.21%	4 0.78%	3 0.58%
Precinct 09	75	125	72	0 0.00%	0 0.00%	0 0.00%	37 51.39%	0 0.00%	0 0.00%
Precinct 10	426	697	399	0 0.00%	4 1.00%	8 2.01%	146 36.59%	7 1.75%	1 0.25%
Precinct 11	281	471	261	0 0.00%	1 0.38%	6 2.30%	118 45.21%	6 2.30%	0 0.00%
Precinct 12	345	630	334	1 0.30%	5 1.50%	7 2.10%	118 35.33%	3 0.90%	1 0.30%
Precinct 13	169	334	162	0 0.00%	1 0.62%	6 3.70%	62 38.27%	1 0.62%	0 0.00%
Precinct 14	202	327	188	3 1.60%	3 1.60%	6 3.19%	51 27.13%	1 0.53%	1 0.53%
Precinct 15	56	114	52	1 1.92%	0 0.00%	1 1.92%	21 40.38%	3 5.77%	2 3.85%
Precinct 16	493	772	475	2 0.42%	3 0.63%	7 1.47%	256 53.89%	4 0.84%	4 0.84%
Precinct 17	506	777	490	2 0.41%	4 0.82%	12 2.45%	249 50.82%	5 1.02%	5 1.02%
Precinct 18	65	109	61	0 0.00%	0 0.00%	1 1.64%	28 45.90%	2 3.28%	0 0.00%
Total	6632	11648	6270	28 0.45%	39 0.62%	126 2.01%	2676 42.68%	66 1.05%	40 0.64%

Certified - Final Official Canvass of Votes

May 17, 2022 Primary Election

All Precincts, All Districts, All Counter Groups, All ScanStations, All Contests, All Boxes

Total Ballots Cast: 19699, Registered Voters: 48486, Overall Turnout: 40.63%

19 precincts reported out of 19 total

Governor (DParty) (Vote for 1)

Precinct	Ballots Cast	Reg. Voters	Total Votes	Wilson R Bright		Julian Bell		David Beem		Write-in		Over Votes	Under Votes
Precinct 01	233	438	220	2	0.91%	1	0.45%	3	1.36%	17	7.73%	0	13
Precinct 02	513	854	487	5	1.03%	2	0.41%	3	0.62%	29	5.95%	0	26
Precinct 03	611	1044	560	5	0.89%	14	2.50%	3	0.54%	36	6.43%	0	51
Precinct 04	496	903	466	2	0.43%	1	0.21%	1	0.21%	11	2.36%	0	30
Precinct 05	643	1249	610	3	0.49%	10	1.64%	4	0.66%	40	6.56%	1	32
Precinct 06	478	796	454	6	1.32%	6	1.32%	8	1.76%	23	5.07%	0	24
Precinct 07	495	913	466	1	0.21%	4	0.86%	1	0.21%	34	7.30%	0	29
Precinct 08	545	1095	513	5	0.97%	6	1.17%	3	0.58%	42	8.19%	1	31
Precinct 09	75	125	72	0	0.00%	2	2.78%	0	0.00%	1	1.39%	0	3
Precinct 10	426	697	399	3	0.75%	3	0.75%	5	1.25%	39	9.77%	0	27
Precinct 11	281	471	261	3	1.15%	1	0.38%	1	0.38%	20	7.66%	0	20
Precinct 12	345	630	334	1	0.30%	8	2.40%	2	0.60%	24	7.19%	0	11
Precinct 13	169	334	162	1	0.62%	0	0.00%	4	2.47%	8	4.94%	0	7
Precinct 14	202	327	188	2	1.06%	2	1.06%	7	3.72%	15	7.98%	0	14
Precinct 15	56	114	52	1	1.92%	1	1.92%	1	1.92%	8	15.38%	0	4
Precinct 16	493	772	475	2	0.42%	1	0.21%	2	0.42%	12	2.53%	0	18
Precinct 17	506	777	490	4	0.82%	4	0.82%	0	0.00%	19	3.88%	0	16
Precinct 18	65	109	61	0	0.00%	2	3.28%	1	1.64%	8	13.11%	0	4
Total	6632	11648	6270	46	0.73%	68	1.08%	49	0.78%	386	6.16%	2	360



I hereby certify the votes recorded on this abstract correctly summarize the tally of votes cast at the election indicated.

Diris D. Murphy
 Diris D. Murphy
 Coos County Clerk

Certified - Final Official Canvass of Votes

May 17, 2022 Primary Election

All Precincts, All Districts, All Counter Groups, All ScanStations, All Contests, All Boxes

Total Ballots Cast: 19699, Registered Voters: 48486, Overall Turnout: 40.63%

19 precincts reported out of 19 total

Governor (RParty) (Vote for 1)

Precinct	Ballots Cast	Reg. Voters	Total Votes	Amber R Richardson	Bill Sizemore	Stefan G Streck (Stregoi)	Nick Hess	John G Presco	Bud Pierce
Precinct 01	428	720	419	5 1.19%	22 5.25%	1 0.24%	6 1.43%	0 0.00%	21 5.01%
Precinct 02	808	1312	784	3 0.38%	20 2.55%	0 0.00%	9 1.15%	0 0.00%	46 5.87%
Precinct 03	681	1214	642	5 0.78%	15 2.34%	1 0.16%	7 1.09%	0 0.00%	57 8.88%
Precinct 04	427	771	406	0 0.00%	11 2.71%	0 0.00%	1 0.25%	1 0.25%	31 7.64%
Precinct 05	709	1344	689	8 1.16%	26 3.77%	1 0.15%	8 1.16%	0 0.00%	57 8.27%
Precinct 06	408	770	391	3 0.77%	4 1.02%	0 0.00%	1 0.26%	0 0.00%	28 7.16%
Precinct 07	450	885	438	8 1.83%	15 3.42%	0 0.00%	3 0.68%	0 0.00%	21 4.79%
Precinct 08	709	1372	696	10 1.44%	21 3.02%	0 0.00%	3 0.43%	0 0.00%	30 4.31%
Precinct 09	62	126	60	2 3.33%	0 0.00%	0 0.00%	0 0.00%	0 0.00%	0 0.00%
Precinct 10	646	1112	631	4 0.63%	18 2.85%	0 0.00%	6 0.95%	0 0.00%	25 3.96%
Precinct 11	608	985	594	0 0.00%	20 3.37%	0 0.00%	3 0.51%	0 0.00%	34 5.72%
Precinct 12	493	915	483	5 1.04%	9 1.86%	0 0.00%	2 0.41%	0 0.00%	27 5.59%
Precinct 13	358	650	352	1 0.28%	14 3.98%	0 0.00%	1 0.28%	0 0.00%	15 4.26%
Precinct 14	578	928	569	4 0.70%	24 4.22%	0 0.00%	0 0.00%	0 0.00%	23 4.04%
Precinct 15	117	213	117	0 0.00%	6 5.13%	0 0.00%	0 0.00%	0 0.00%	14 11.97%
Precinct 16	436	716	425	0 0.00%	6 1.41%	0 0.00%	4 0.94%	0 0.00%	30 7.06%
Precinct 17	651	1081	642	2 0.31%	19 2.96%	0 0.00%	6 0.93%	0 0.00%	32 4.98%
Precinct 18	119	192	117	0 0.00%	0 0.00%	0 0.00%	4 3.42%	0 0.00%	5 4.27%
Total	8688	15306	8455	60 0.71%	250 2.96%	3 0.04%	64 0.76%	1 0.01%	496 5.87%

Certified - Final Official Canvass of Votes

May 17, 2022 Primary Election

All Precincts, All Districts, All Counter Groups, All ScanStations, All Contests, All Boxes

Total Ballots Cast: 19699, Registered Voters: 48486, Overall Turnout: 40.63%

19 precincts reported out of 19 total

Governor (RParty) (Vote for 1)

Precinct	Ballots Cast	Reg. Voters	Total Votes	Stan Pulliam	Kerry McQuisten	Tim McCloud	Brandon C Merritt	Reed Christensen	Jessica Gomez
Precinct 01	428	720	419	48 11.46%	26 6.21%	3 0.72%	2 0.48%	1 0.24%	5 1.19%
Precinct 02	808	1312	784	69 8.80%	34 4.34%	4 0.51%	9 1.15%	6 0.77%	11 1.40%
Precinct 03	681	1214	642	66 10.28%	27 4.21%	6 0.93%	9 1.40%	4 0.62%	14 2.18%
Precinct 04	427	771	406	31 7.64%	10 2.46%	4 0.99%	2 0.49%	3 0.74%	9 2.22%
Precinct 05	709	1344	689	68 9.87%	36 5.22%	8 1.16%	15 2.18%	7 1.02%	12 1.74%
Precinct 06	408	770	391	24 6.14%	17 4.35%	3 0.77%	6 1.53%	8 2.05%	15 3.84%
Precinct 07	450	885	438	45 10.27%	12 2.74%	8 1.83%	4 0.91%	3 0.68%	13 2.97%
Precinct 08	709	1372	696	90 12.93%	51 7.33%	3 0.43%	12 1.72%	7 1.01%	12 1.72%
Precinct 09	62	126	60	3 5.00%	8 13.33%	0 0.00%	3 5.00%	3 5.00%	0 0.00%
Precinct 10	646	1112	631	57 9.03%	34 5.39%	8 1.27%	2 0.32%	3 0.48%	7 1.11%
Precinct 11	608	985	594	64 10.77%	33 5.56%	5 0.84%	6 1.01%	9 1.52%	9 1.52%
Precinct 12	493	915	483	39 8.07%	28 5.80%	6 1.24%	10 2.07%	2 0.41%	14 2.90%
Precinct 13	358	650	352	35 9.94%	20 5.68%	2 0.57%	4 1.14%	3 0.85%	0 0.00%
Precinct 14	578	928	569	63 11.07%	49 8.61%	0 0.00%	9 1.58%	3 0.53%	6 1.05%
Precinct 15	117	213	117	20 17.09%	12 10.26%	1 0.85%	1 0.85%	0 0.00%	0 0.00%
Precinct 16	436	716	425	38 8.94%	29 6.82%	11 2.59%	3 0.71%	7 1.65%	11 2.59%
Precinct 17	651	1081	642	52 8.10%	31 4.83%	5 0.78%	5 0.78%	8 1.25%	12 1.87%
Precinct 18	119	192	117	9 7.69%	1 0.85%	0 0.00%	0 0.00%	2 1.71%	1 0.85%
Total	8688	15306	8455	821 9.71%	458 5.42%	77 0.91%	102 1.21%	79 0.93%	151 1.79%

Certified - Final Official Canvass of Votes

May 17, 2022 Primary Election

All Precincts, All Districts, All Counter Groups, All ScanStations, All Contests, All Boxes

Total Ballots Cast: 19699, Registered Voters: 48486, Overall Turnout: 40.63%

19 precincts reported out of 19 total

Governor (RParty) (Vote for 1)

Precinct	Ballots Cast	Reg. Voters	Total Votes	Marc Thielman	Bob Tiernan	Christine Drazan	Court Boice	Bridget Barton	Raymond Baldwin
Precinct 01	428	720	419	28 6.68%	120 28.64%	92 21.96%	8 1.91%	25 5.97%	0 0.00%
Precinct 02	808	1312	784	36 4.59%	197 25.13%	190 24.23%	24 3.06%	113 14.41%	1 0.13%
Precinct 03	681	1214	642	23 3.58%	181 28.19%	127 19.78%	20 3.12%	66 10.28%	2 0.31%
Precinct 04	427	771	406	26 6.40%	115 28.33%	90 22.17%	18 4.43%	43 10.59%	2 0.49%
Precinct 05	709	1344	689	30 4.35%	182 26.42%	144 20.90%	21 3.05%	52 7.55%	3 0.44%
Precinct 06	408	770	391	24 6.14%	111 28.39%	82 20.97%	15 3.84%	45 11.51%	0 0.00%
Precinct 07	450	885	438	13 2.97%	126 28.77%	90 20.55%	18 4.11%	47 10.73%	0 0.00%
Precinct 08	709	1372	696	32 4.60%	160 22.99%	143 20.55%	34 4.89%	79 11.35%	3 0.43%
Precinct 09	62	126	60	1 1.67%	12 20.00%	12 20.00%	1 1.67%	14 23.33%	0 0.00%
Precinct 10	646	1112	631	45 7.13%	140 22.19%	161 25.52%	26 4.12%	67 10.62%	1 0.16%
Precinct 11	608	985	594	41 6.90%	132 22.22%	124 20.88%	23 3.87%	79 13.30%	0 0.00%
Precinct 12	493	915	483	26 5.38%	137 28.36%	94 19.46%	24 4.97%	54 11.18%	1 0.21%
Precinct 13	358	650	352	24 6.82%	94 26.70%	66 18.75%	24 6.82%	42 11.93%	0 0.00%
Precinct 14	578	928	569	57 10.02%	110 19.33%	113 19.86%	35 6.15%	67 11.78%	1 0.18%
Precinct 15	117	213	117	2 1.71%	24 20.51%	18 15.38%	7 5.98%	9 7.69%	1 0.85%
Precinct 16	436	716	425	33 7.76%	92 21.65%	89 20.94%	21 4.94%	46 10.82%	1 0.24%
Precinct 17	651	1081	642	34 5.30%	172 26.79%	115 17.91%	38 5.92%	93 14.49%	1 0.16%
Precinct 18	119	192	117	3 2.56%	32 27.35%	37 31.62%	17 14.53%	6 5.13%	0 0.00%
Total	8688	15306	8455	478 5.65%	2137 25.27%	1787 21.14%	374 4.42%	947 11.20%	17 0.20%

Certified - Final Official Canvass of Votes

May 17, 2022 Primary Election

All Precincts, All Districts, All Counter Groups, All ScanStations, All Contests, All Boxes

Total Ballots Cast: 19699, Registered Voters: 48486, Overall Turnout: 40.63%

19 precincts reported out of 19 total

Governor (RParty) (Vote for 1)

Precinct	Ballots Cast	Reg. Voters	Total Votes	David A Burch		Write-in		Over Votes	Under Votes
Precinct 01	428	720	419	0	0.00%	6	1.43%	0	9
Precinct 02	808	1312	784	1	0.13%	11	1.40%	1	23
Precinct 03	681	1214	642	4	0.62%	8	1.25%	1	38
Precinct 04	427	771	406	2	0.49%	7	1.72%	2	19
Precinct 05	709	1344	689	0	0.00%	11	1.60%	0	20
Precinct 06	408	770	391	0	0.00%	5	1.28%	0	17
Precinct 07	450	885	438	0	0.00%	12	2.74%	0	12
Precinct 08	709	1372	696	1	0.14%	5	0.72%	0	13
Precinct 09	62	126	60	0	0.00%	1	1.67%	0	2
Precinct 10	646	1112	631	0	0.00%	27	4.28%	1	14
Precinct 11	608	985	594	0	0.00%	12	2.02%	0	14
Precinct 12	493	915	483	0	0.00%	5	1.04%	0	10
Precinct 13	358	650	352	0	0.00%	7	1.99%	0	6
Precinct 14	578	928	569	1	0.18%	4	0.70%	0	9
Precinct 15	117	213	117	1	0.85%	1	0.85%	0	0
Precinct 16	436	716	425	0	0.00%	4	0.94%	0	11
Precinct 17	651	1081	642	0	0.00%	17	2.65%	0	9
Precinct 18	119	192	117	0	0.00%	0	0.00%	0	2
Total	8688	15306	8455	10	0.12%	143	1.69%	5	228



I hereby certify the votes recorded on this abstract correctly summarize the tally of votes cast at the election indicated.

Diris D. Murphy
 Diris D. Murphy
 Coos County Clerk

Certified - Final Official Canvass of Votes

May 17, 2022 Primary Election

All Precincts, All Districts, All Counter Groups, All ScanStations, All Contests, All Boxes

Total Ballots Cast: 19699, Registered Voters: 48486, Overall Turnout: 40.63%

19 precincts reported out of 19 total

State Representative, 1st District (DParty) (Vote for 1)

Precinct	Ballots Cast	Reg. Voters	Total Votes	Bret Cecil	Write-in	Over Votes	Under Votes
Precinct 10	426	697	249	239 95.98%	10 4.02%	0	177
Precinct 11	281	471	159	150 94.34%	9 5.66%	0	122
Precinct 12	345	630	190	178 93.68%	12 6.32%	0	155
Precinct 13	169	334	120	115 95.83%	5 4.17%	0	49
Precinct 14	202	327	133	128 96.24%	5 3.76%	0	69
Precinct 15	56	114	31	29 93.55%	2 6.45%	0	25
Precinct 16	493	772	286	278 97.20%	8 2.80%	0	207
Precinct 17	506	777	273	263 96.34%	10 3.66%	0	233
Precinct 18	65	109	30	29 96.67%	1 3.33%	0	35
Total	2543	4231	1471	1409 95.79%	62 4.21%	0	1072



I hereby certify the votes recorded on this abstract correctly summarize the tally of votes cast at the election indicated.

Diris D. Murphy
 Diris D. Murphy
 Coos County Clerk

Certified - Final Official Canvass of Votes

May 17, 2022 Primary Election

All Precincts, All Districts, All Counter Groups, All ScanStations, All Contests, All Boxes

Total Ballots Cast: 19699, Registered Voters: 48486, Overall Turnout: 40.63%

19 precincts reported out of 19 total

State Representative, 1st District (RParty) (Vote for 1)

Precinct	Ballots Cast	Reg. Voters	Total Votes	David Brock Smith		Write-in		Over Votes	Under Votes
Precinct 10	646	1112	439	427	97.27%	12	2.73%	0	207
Precinct 11	608	985	452	450	99.56%	2	0.44%	0	156
Precinct 12	493	915	358	354	98.88%	4	1.12%	0	135
Precinct 13	358	650	285	281	98.60%	4	1.40%	0	73
Precinct 14	578	928	421	412	97.86%	9	2.14%	0	157
Precinct 15	117	213	90	89	98.89%	1	1.11%	0	27
Precinct 16	436	716	296	289	97.64%	7	2.36%	0	140
Precinct 17	651	1081	521	515	98.85%	6	1.15%	0	130
Precinct 18	119	192	93	92	98.92%	1	1.08%	0	26
Total	4006	6792	2955	2909	98.44%	46	1.56%	0	1051



I hereby certify the votes recorded on this abstract correctly summarize the tally of votes cast at the election indicated.

Diris D. Murphy
 Diris D. Murphy
 Coos County Clerk

Certified - Final Official Canvass of Votes

May 17, 2022 Primary Election

All Precincts, All Districts, All Counter Groups, All ScanStations, All Contests, All Boxes

Total Ballots Cast: 19699, Registered Voters: 48486, Overall Turnout: 40.63%

19 precincts reported out of 19 total

Page: 16 of 134

2022-06-08

15:07:30

State Representative, 9th District (DParty) (Vote for 1)

Precinct	Ballots Cast	Reg. Voters	Total Votes	Write-in	Over Votes	Under Votes
Precinct 01	233	438	14	14 100.00%	0	219
Precinct 02	513	854	39	39 100.00%	0	474
Precinct 03	611	1044	31	31 100.00%	0	580
Precinct 04	496	903	48	48 100.00%	0	448
Precinct 05	643	1249	49	49 100.00%	0	594
Precinct 06	478	796	46	46 100.00%	0	432
Precinct 07	495	913	55	55 100.00%	0	440
Precinct 08	545	1095	49	49 100.00%	0	496
Precinct 09	75	125	1	1 100.00%	0	74
Total	4089	7417	332	332 100.00%	0	3757



I hereby certify the votes recorded on this abstract correctly summarize the tally of votes cast at the election indicated.

Diris D. Murphy
 Diris D. Murphy
 Coos County Clerk

Certified - Final Official Canvass of Votes

May 17, 2022 Primary Election

All Precincts, All Districts, All Counter Groups, All ScanStations, All Contests, All Boxes

Total Ballots Cast: 19699, Registered Voters: 48486, Overall Turnout: 40.63%

19 precincts reported out of 19 total

State Representative, 9th District (RParty) (Vote for 1)

Precinct	Ballots Cast	Reg. Voters	Total Votes	Boomer Wright	Write-in	Over Votes	Under Votes
Precinct 01	428	720	340	338 99.41%	2 0.59%	0	88
Precinct 02	808	1312	655	650 99.24%	5 0.76%	0	153
Precinct 03	681	1214	556	551 99.10%	5 0.90%	0	125
Precinct 04	427	771	327	321 98.17%	6 1.83%	0	100
Precinct 05	709	1344	574	571 99.48%	3 0.52%	0	135
Precinct 06	408	770	329	327 99.39%	2 0.61%	0	79
Precinct 07	450	885	354	348 98.31%	6 1.69%	0	96
Precinct 08	709	1372	548	540 98.54%	8 1.46%	0	161
Precinct 09	62	126	44	44 100.00%	0 0.00%	0	18
Total	4682	8514	3727	3690 99.01%	37 0.99%	0	955



I hereby certify the votes recorded on this abstract correctly summarize the tally of votes cast at the election indicated.

Diris D. Murphy
 Diris D. Murphy
 Coos County Clerk

Certified - Final Official Canvass of Votes
 May 17, 2022 Primary Election

All Precincts, All Districts, All Counter Groups, All ScanStations, All Contests, All Boxes
 Total Ballots Cast: 19699, Registered Voters: 48486, Overall Turnout: 40.63%
 19 precincts reported out of 19 total

Precinct Committeeperson - Democrat - 01 - LAKESIDE CITY & RURAL (Vote for 8)

Precinct	Ballots Cast	Reg. Voters	Total Votes	Write-in	Write-in	Write-in	Write-in	Write-in	Write-in
Precinct 01	233	438	18	6 33.33%	3 16.67%	2 11.11%	2 11.11%	2 11.11%	1 5.56%
Total	233	438	18	6 33.33%	3 16.67%	2 11.11%	2 11.11%	2 11.11%	1 5.56%

Certified - Final Official Canvass of Votes

May 17, 2022 Primary Election

All Precincts, All Districts, All Counter Groups, All ScanStations, All Contests, All Boxes

Total Ballots Cast: 19699, Registered Voters: 48486, Overall Turnout: 40.63%

19 precincts reported out of 19 total

Precinct Committeeperson - Democrat - 01 - LAKESIDE CITY & RURAL (Vote for 8)

Precinct	Ballots Cast	Reg. Voters	Total Votes	Write-in	Write-in	Over Votes	Under Votes
Precinct 01	233	438	18	1 5.56%	1 5.56%	0	1846
Total	233	438	18	1 5.56%	1 5.56%	0	1846



I hereby certify the votes recorded on this abstract correctly summarize the tally of votes cast at the election indicated.

Diris D. Murphy
Diris D. Murphy
Coos County Clerk

Precinct Committeeperson - Republican - 01 - LAKESIDE CITY & RURAL (Vote for 8)

Precinct	Ballots Cast	Reg. Voters	Total Votes	Valerie Pena		Catherine J Chaffin		Write-in		Write-in		Write-in		Write-in	
Precinct 01	428	720	389	187	48.07%	172	44.22%	12	3.08%	6	1.54%	3	0.77%	3	0.77%
Total	428	720	389	187	48.07%	172	44.22%	12	3.08%	6	1.54%	3	0.77%	3	0.77%

Certified - Final Official Canvass of Votes
May 17, 2022 Primary Election

All Precincts, All Districts, All Counter Groups, All ScanStations, All Contests, All Boxes
Total Ballots Cast: 19699, Registered Voters: 48486, Overall Turnout: 40.63%
19 precincts reported out of 19 total

Page: 21 of 134
2022-06-08
15:07:30

Precinct Committeeperson - Republican - 01 - LAKESIDE CITY & RURAL (Vote for 8)

Precinct	Ballots Cast	Reg. Voters	Total Votes	Write-in		Write-in		Write-in		Write-in		Over Votes	Under Votes
Precinct 01	428	720	389	2	0.51%	2	0.51%	1	0.26%	1	0.26%	0	3035
Total	428	720	389	2	0.51%	2	0.51%	1	0.26%	1	0.26%	0	3035



I hereby certify the votes recorded on this abstract correctly summarize the tally of votes cast at the election indicated.

Diris D. Murphy
Diris D. Murphy
Coos County Clerk

Certified - Final Official Canvass of Votes
 May 17, 2022 Primary Election

All Precincts, All Districts, All Counter Groups, All ScanStations, All Contests, All Boxes
 Total Ballots Cast: 19699, Registered Voters: 48486, Overall Turnout: 40.63%
 19 precincts reported out of 19 total

Precinct Committeeperson - Democrat - 02 - RURAL NORTH BEND (DParty) (Vote for 14)

Precinct	Ballots Cast	Reg. Voters	Total Votes	Jennifer Shafer	Rae Lea Cousens	Richard Kuznitsky	Patrick J Franks	Paula Dow	Write-in
Precinct 02	513	854	1184	245 20.69%	225 19.00%	228 19.26%	219 18.50%	234 19.76%	14 1.18%
Total	513	854	1184	245 20.69%	225 19.00%	228 19.26%	219 18.50%	234 19.76%	14 1.18%

Certified - Final Official Canvass of Votes

May 17, 2022 Primary Election

All Precincts, All Districts, All Counter Groups, All ScanStations, All Contests, All Boxes

Total Ballots Cast: 19699, Registered Voters: 48486, Overall Turnout: 40.63%

19 precincts reported out of 19 total

Precinct Committeeperson - Democrat - 02 - RURAL NORTH BEND (DParty) (Vote for 14)

Precinct	Ballots Cast	Reg. Voters	Total Votes	Write-in	Write-in	Write-in	Write-in	Write-in	Write-in
Precinct 02	513	854	1184	5 0.42%	4 0.34%	4 0.34%	2 0.17%	1 0.08%	1 0.08%
Total	513	854	1184	5 0.42%	4 0.34%	4 0.34%	2 0.17%	1 0.08%	1 0.08%

Certified - Final Official Canvass of Votes
 May 17, 2022 Primary Election

All Precincts, All Districts, All Counter Groups, All ScanStations, All Contests, All Boxes
 Total Ballots Cast: 19699, Registered Voters: 48486, Overall Turnout: 40.63%
 19 precincts reported out of 19 total

Precinct Committeeperson - Democrat - 02 - RURAL NORTH BEND (DParty) (Vote for 14)

Precinct	Ballots Cast	Reg. Voters	Total Votes	Write-in		Write-in		Write-in		Write-in		Write-in	
Precinct 02	513	854	1184	1	0.08%	1	0.08%	0	0.00%	0	0.00%	0	0.00%
Total	513	854	1184	1	0.08%	1	0.08%	0	0.00%	0	0.00%	0	0.00%

Certified - Final Official Canvass of Votes

May 17, 2022 Primary Election

All Precincts, All Districts, All Counter Groups, All ScanStations, All Contests, All Boxes

Total Ballots Cast: 19699, Registered Voters: 48486, Overall Turnout: 40.63%

19 precincts reported out of 19 total

Page: 25 of 134

2022-06-08

15:07:30

Precinct Committeeperson - Democrat - 02 - RURAL NORTH BEND (DParty) (Vote for 14)

Precinct	Ballots Cast	Reg. Voters	Total Votes	Write-in	Over Votes	Under Votes
Precinct 02	513	854	1184	0 0.00%	14	5984
Total	513	854	1184	0 0.00%	14	5984



I hereby certify the votes recorded on this abstract correctly summarize the tally of votes cast at the election indicated.

Diris D. Murphy

Diris D. Murphy
Coos County Clerk

Certified - Final Official Canvass of Votes
 May 17, 2022 Primary Election

All Precincts, All Districts, All Counter Groups, All ScanStations, All Contests, All Boxes
 Total Ballots Cast: 19699, Registered Voters: 48486, Overall Turnout: 40.63%
 19 precincts reported out of 19 total

Precinct Committeeperson - Republican - 02 - RURAL NORTH BEND (RParty) (Vote for 14)

Precinct	Ballots Cast	Reg. Voters	Total Votes	Jim Jordan	Rod Schilling	Mary Schilling	Jacquelyn D Haga	Gary C Haga	Write-in
Precinct 02	808	1312	2050	434 21.17%	392 19.12%	376 18.34%	377 18.39%	405 19.76%	27 1.32%
Total	808	1312	2050	434 21.17%	392 19.12%	376 18.34%	377 18.39%	405 19.76%	27 1.32%

Certified - Final Official Canvass of Votes
 May 17, 2022 Primary Election

All Precincts, All Districts, All Counter Groups, All ScanStations, All Contests, All Boxes
 Total Ballots Cast: 19699, Registered Voters: 48486, Overall Turnout: 40.63%
 19 precincts reported out of 19 total

Precinct Committeeperson - Republican - 02 - RURAL NORTH BEND (RParty) (Vote for 14)

Precinct	Ballots Cast	Reg. Voters	Total Votes	Write-in		Write-in		Write-in		Write-in		Write-in	
Precinct 02	808	1312	2050	10	0.49%	6	0.29%	4	0.20%	3	0.15%	3	0.15%
Total	808	1312	2050	10	0.49%	6	0.29%	4	0.20%	3	0.15%	3	0.15%

Certified - Final Official Canvass of Votes
 May 17, 2022 Primary Election

All Precincts, All Districts, All Counter Groups, All ScanStations, All Contests, All Boxes
 Total Ballots Cast: 19699, Registered Voters: 48486, Overall Turnout: 40.63%
 19 precincts reported out of 19 total

Precinct Committeeperson - Republican - 02 - RURAL NORTH BEND (RParty) (Vote for 14)

Precinct	Ballots Cast	Reg. Voters	Total Votes	Write-in		Write-in		Write-in		Write-in		Write-in	
Precinct 02	808	1312	2050	3	0.15%	2	0.10%	1	0.05%	1	0.05%	1	0.05%
Total	808	1312	2050	3	0.15%	2	0.10%	1	0.05%	1	0.05%	1	0.05%

Certified - Final Official Canvass of Votes
May 17, 2022 Primary Election

All Precincts, All Districts, All Counter Groups, All ScanStations, All Contests, All Boxes
Total Ballots Cast: 19699, Registered Voters: 48486, Overall Turnout: 40.63%
19 precincts reported out of 19 total

Page: 29 of 134
2022-06-08
15:07:30

Precinct Committeeperson - Republican - 02 - RURAL NORTH BEND (RParty) (Vote for 14)

Precinct	Ballots Cast	Reg. Voters	Total Votes	Write-in	Over Votes	Under Votes
Precinct 02	808	1312	2050	1 0.05%	0	9262
Total	808	1312	2050	1 0.05%	0	9262



I hereby certify the votes recorded on this abstract correctly summarize the tally of votes cast at the election indicated.

Diris D. Murphy
Diris D. Murphy
Coos County Clerk

OFFICE OR MEASURE

**Republican Precinct # 2
Committeeperson
14 Positions**

COUNTY

COOS

ELECTION

May 17, 2022
Primary Election

BALLOT NUMBER

NAME OR NO.
OF PRECINCT

CANDIDATE OR MEASURE

Bonnie A Bolle
Write-in Declaration

All other Ineligible Write-ins
No SEL filed

Over Votes

TOTAL

NAME OR NO. OF PRECINCT	Bonnie A Bolle Write-in Declaration	All other Ineligible Write-ins No SEL filed	Over Votes	TOTAL
1 Lakeside City & Rural				
2 Rural North Bend	0	66	0	66
3 North Bend City West				
4 North Bend City East				
5 Coos Bay City West				
6 Coos Bay City - Mid				
7 Coos Bay City East				
8 Rural Coos Bay East				
9 Rural Coos Bay West				
10 Rural Coos Bay				
11 Rural Coquille				
12 Coquille City				
13 Myrtle Point City				
14 Rural Myrtle Point				
15 Powers City & Rural				
16 Bandon City				
17 Rural Bandon				
18 Rural Bandon – 2CJ Curry Co				
TOTALS	0	66	0	66

SER 900
REV 7/15/91

**STATE OF OREGON
ABSTRACT OF VOTES**

- 1. Separate sheets for President - Vice President
- 2. National committeeperson
- 3. Delegates at large
- 4. Delegates - Districts
- 5. U.S. Senator and Congressman
- 6. State Offices
- 7. Judicial Offices
- 8. State Senators
- 9. State Representatives
- 10. Others

Signature of County Clerk

Doris D. Humphrey

Date of Abstract

JUN 08 2022

I certify the votes recorded on this abstract correctly summarize the Tally of votes cast at the election indicated.


ABSTRACT OF VOTES AT GENERAL AND SPECIAL ELECTIONS

Votes cast for governor must be on separate page or pages (ORS 254.545).

ABSTRACT OF VOTES AT PRIMARY ELECTIONS

Separate sheets for Democratic, Republican, Nonpartisan and other candidates.

Separate sheets for candidates for city, county (including precinct) and state offices.



Certified - Final Official Canvass of Votes
 May 17, 2022 Primary Election

All Precincts, All Districts, All Counter Groups, All ScanStations, All Contests, All Boxes
 Total Ballots Cast: 19699, Registered Voters: 48486, Overall Turnout: 40.63%
 19 precincts reported out of 19 total

Precinct Committeeperson - Democrat - 03 - NORTH BEND CITY WEST (Vote for 16)

Precinct	Ballots Cast	Reg. Voters	Total Votes	Write-in	Write-in	Write-in	Write-in	Write-in	Write-in
Precinct 03	611	1044	37	14 37.84%	3 8.11%	2 5.41%	2 5.41%	2 5.41%	2 5.41%
Total	611	1044	37	14 37.84%	3 8.11%	2 5.41%	2 5.41%	2 5.41%	2 5.41%

Certified - Final Official Canvass of Votes

May 17, 2022 Primary Election

All Precincts, All Districts, All Counter Groups, All ScanStations, All Contests, All Boxes

Total Ballots Cast: 19699, Registered Voters: 48486, Overall Turnout: 40.63%

19 precincts reported out of 19 total

Precinct Committeeperson - Democrat - 03 - NORTH BEND CITY WEST (Vote for 16)

Precinct	Ballots Cast	Reg. Voters	Total Votes	Write-in	Write-in	Write-in	Write-in	Write-in	Write-in
Precinct 03	611	1044	37	2 5.41%	2 5.41%	1 2.70%	1 2.70%	1 2.70%	1 2.70%
Total	611	1044	37	2 5.41%	2 5.41%	1 2.70%	1 2.70%	1 2.70%	1 2.70%

Certified - Final Official Canvass of Votes

May 17, 2022 Primary Election

All Precincts, All Districts, All Counter Groups, All ScanStations, All Contests, All Boxes

Total Ballots Cast: 19699, Registered Voters: 48486, Overall Turnout: 40.63%

19 precincts reported out of 19 total

Precinct Committeeperson - Democrat - 03 - NORTH BEND CITY WEST (Vote for 16)

Precinct	Ballots Cast	Reg. Voters	Total Votes	Write-in	Write-in	Write-in	Write-in	Over Votes	Under Votes
Precinct 03	611	1044	37	1 2.70%	1 2.70%	1 2.70%	1 2.70%	0	9739
Total	611	1044	37	1 2.70%	1 2.70%	1 2.70%	1 2.70%	0	9739



I hereby certify the votes recorded on this abstract correctly summarize the tally of votes cast at the election indicated.

Diris D. Murphy
 Diris D. Murphy
 Coos County Clerk

Certified - Final Official Canvass of Votes
 May 17, 2022 Primary Election

All Precincts, All Districts, All Counter Groups, All ScanStations, All Contests, All Boxes
 Total Ballots Cast: 19699, Registered Voters: 48486, Overall Turnout: 40.63%
 19 precincts reported out of 19 total

Precinct Committeeperson - Republican - 03 - NORTH BEND CITY WEST (Vote for 16)

Precinct	Ballots Cast	Reg. Voters	Total Votes	Julie Thies		Michael Brainard		Write-in		Write-in		Write-in		Write-in	
Precinct 03	681	1214	721	332	46.05%	360	49.93%	16	2.22%	6	0.83%	3	0.42%	1	0.14%
Total	681	1214	721	332	46.05%	360	49.93%	16	2.22%	6	0.83%	3	0.42%	1	0.14%

Certified - Final Official Canvass of Votes
 May 17, 2022 Primary Election

All Precincts, All Districts, All Counter Groups, All ScanStations, All Contests, All Boxes
 Total Ballots Cast: 19699, Registered Voters: 48486, Overall Turnout: 40.63%
 19 precincts reported out of 19 total

Precinct Committeeperson - Republican - 03 - NORTH BEND CITY WEST (Vote for 16)

Precinct	Ballots Cast	Reg. Voters	Total Votes	Write-in	Write-in	Write-in	Write-in	Write-in	Write-in
Precinct 03	681	1214	721	1 0.14%	1 0.14%	1 0.14%	0 0.00%	0 0.00%	0 0.00%
Total	681	1214	721	1 0.14%	1 0.14%	1 0.14%	0 0.00%	0 0.00%	0 0.00%

Certified - Final Official Canvass of Votes

May 17, 2022 Primary Election

All Precincts, All Districts, All Counter Groups, All ScanStations, All Contests, All Boxes

Total Ballots Cast: 19699, Registered Voters: 48486, Overall Turnout: 40.63%

19 precincts reported out of 19 total

Page: 36 of 134

2022-06-08

15:07:30

Precinct Committeeperson - Republican - 03 - NORTH BEND CITY WEST (Vote for 16)

Precinct	Ballots Cast	Reg. Voters	Total Votes	Over Votes	Under Votes
Precinct 03	681	1214	721	0	10175
Total	681	1214	721	0	10175



I hereby certify the votes recorded on this abstract correctly summarize the tally of votes cast at the election indicated.

Diris D. Murphy

Diris D. Murphy
Coos County Clerk

Precinct Committeeperson - Democrat - 04 - NORTH BEND CITY EAST (Vote for 12)

Precinct	Ballots Cast	Reg. Voters	Total Votes	John Ezra Scheirman	Write-in	Write-in	Write-in	Write-in	Write-in
Precinct 04	496	903	305	250 81.97%	16 5.25%	5 1.64%	5 1.64%	5 1.64%	4 1.31%
Total	496	903	305	250 81.97%	16 5.25%	5 1.64%	5 1.64%	5 1.64%	4 1.31%

Precinct Committeeperson - Democrat - 04 - NORTH BEND CITY EAST (Vote for 12)

Precinct	Ballots Cast	Reg. Voters	Total Votes	Write-in		Write-in		Write-in		Write-in		Write-in	
Precinct 04	496	903	305	4	1.31%	3	0.98%	3	0.98%	3	0.98%	3	0.98%
Total	496	903	305	4	1.31%	3	0.98%	3	0.98%	3	0.98%	3	0.98%

Certified - Final Official Canvass of Votes
May 17, 2022 Primary Election

All Precincts, All Districts, All Counter Groups, All ScanStations, All Contests, All Boxes
Total Ballots Cast: 19699, Registered Voters: 48486, Overall Turnout: 40.63%
19 precincts reported out of 19 total

Page: 39 of 134
2022-06-08
15:07:30

Precinct Committeeperson - Democrat - 04 - NORTH BEND CITY EAST (Vote for 12)

Precinct	Ballots Cast	Reg. Voters	Total Votes	Write-in	Over Votes	Under Votes
Precinct 04	496	903	305	1 0.33%	0	5647
Total	496	903	305	1 0.33%	0	5647



I hereby certify the votes recorded on this abstract correctly summarize the tally of votes cast at the election indicated.

Diris D. Murphy
Diris D. Murphy
Coos County Clerk

Certified - Final Official Canvass of Votes

May 17, 2022 Primary Election

All Precincts, All Districts, All Counter Groups, All ScanStations, All Contests, All Boxes

Total Ballots Cast: 19699, Registered Voters: 48486, Overall Turnout: 40.63%

19 precincts reported out of 19 total

Precinct Committeeperson - Republican - 04 - NORTH BEND CITY EAST (Vote for 12)

Precinct	Ballots Cast	Reg. Voters	Total Votes	Carol Yardley		Elmer R Yardley		Write-in		Write-in		Write-in		Write-in	
Precinct 04	427	771	495	215	43.43%	220	44.44%	31	6.26%	13	2.63%	7	1.41%	3	0.61%
Total	427	771	495	215	43.43%	220	44.44%	31	6.26%	13	2.63%	7	1.41%	3	0.61%

Certified - Final Official Canvass of Votes

May 17, 2022 Primary Election

All Precincts, All Districts, All Counter Groups, All ScanStations, All Contests, All Boxes

Total Ballots Cast: 19699, Registered Voters: 48486, Overall Turnout: 40.63%

19 precincts reported out of 19 total

Precinct Committeeperson - Republican - 04 - NORTH BEND CITY EAST (Vote for 12)

Precinct	Ballots Cast	Reg. Voters	Total Votes	Write-in		Write-in		Write-in		Write-in		Write-in	
Precinct 04	427	771	495	1	0.20%	1	0.20%	1	0.20%	1	0.20%	1	0.20%
Total	427	771	495	1	0.20%	1	0.20%	1	0.20%	1	0.20%	1	0.20%

Certified - Final Official Canvass of Votes

May 17, 2022 Primary Election

All Precincts, All Districts, All Counter Groups, All ScanStations, All Contests, All Boxes

Total Ballots Cast: 19699, Registered Voters: 48486, Overall Turnout: 40.63%

19 precincts reported out of 19 total

Page: 42 of 134

2022-06-08

15:07:30

Precinct Committeeperson - Republican - 04 - NORTH BEND CITY EAST (Vote for 12)

Precinct	Ballots Cast	Reg. Voters	Total Votes	Write-in		Write-in		Over Votes	Under Votes
Precinct 04	427	771	495	0	0.00%	0	0.00%	12	4617
Total	427	771	495	0	0.00%	0	0.00%	12	4617



I hereby certify the votes recorded on this abstract correctly summarize the tally of votes cast at the election indicated.

Diris D. Murphy
Diris D. Murphy
Coos County Clerk

OFFICE OR MEASURE

Republican Precinct # 4
Committeeperson
12 Positions

COUNTY

COOS

ELECTION

May 17, 2022
Primary Election

CANDIDATE OR MEASURE

Dahlia W Grossman
Write-in Declaration

All other Ineligible Write-ins
No SEL filed

Over Votes

TOTAL

BALLOT NUMBER

NAME OR NO.
OF PRECINCT

- 1 Lakeside City & Rural
- 2 Rural North Bend
- 3 North Bend City West
- 4 North Bend City East
- 5 Coos Bay City West
- 6 Coos Bay City - Mid
- 7 Coos Bay City East
- 8 Rural Coos Bay East
- 9 Rural Coos Bay West
- 10 Rural Coos Bay

- 11 Rural Coquille
- 12 Coquille City
- 13 Myrtle Point City
- 14 Rural Myrtle Point
- 15 Powers City & Rural
- 16 Bandon City
- 17 Rural Bandon
- 18 Rural Bandon – 2CJ Curry Co

TOTALS

5 55 1 61

STATE OF OREGON
ABSTRACT OF VOTES

- 1. Separate sheets for President - Vice President
- 2. National committeeperson
- 3. Delegates at large
- 4. Delegates - Districts
- 5. U.S. Senator and Congressman
- 6. State Offices
- 7. Judicial Offices
- 8. State Senators
- 9. State Representatives
- 10. Others

Signature of County Clerk

Dina D. Murphy

Date of Abstract

JUN 08 2022


ABSTRACT OF VOTES AT GENERAL AND SPECIAL ELECTIONS

Votes cast for governor must be on separate page or pages (ORS 254.545).

ABSTRACT OF VOTES AT PRIMARY ELECTIONS

Separate sheets for Democratic, Republican, Nonpartisan and other candidates.

Separate sheets for candidates for city, county (including precinct) and state offices.



Certified - Final Official Canvass of Votes

May 17, 2022 Primary Election

All Precincts, All Districts, All Counter Groups, All ScanStations, All Contests, All Boxes

Total Ballots Cast: 19699, Registered Voters: 48486, Overall Turnout: 40.63%

19 precincts reported out of 19 total

Precinct Committeeperson - Democrat - 05 - COOS BAY CITY WEST (DParty) (Vote for 21)

Precinct	Ballots Cast	Reg. Voters	Total Votes	Marian Tracy	Joe A Donitzen	Colleen P Balles	Write-in	Write-in	Write-in
Precinct 05	643	1249	848	272 32.08%	253 29.83%	276 32.55%	33 3.89%	9 1.06%	4 0.47%
Total	643	1249	848	272 32.08%	253 29.83%	276 32.55%	33 3.89%	9 1.06%	4 0.47%

Certified - Final Official Canvass of Votes

May 17, 2022 Primary Election

All Precincts, All Districts, All Counter Groups, All ScanStations, All Contests, All Boxes

Total Ballots Cast: 19699, Registered Voters: 48486, Overall Turnout: 40.63%

19 precincts reported out of 19 total

Precinct Committeeperson - Democrat - 05 - COOS BAY CITY WEST (DParty) (Vote for 21)

Precinct	Ballots Cast	Reg. Voters	Total Votes	Write-in		Write-in		Write-in		Write-in		Write-in	
Precinct 05	643	1249	848	0	0.00%	0	0.00%	0	0.00%	0	0.00%	0	0.00%
Total	643	1249	848	0	0.00%	0	0.00%	0	0.00%	0	0.00%	0	0.00%

Certified - Final Official Canvass of Votes

May 17, 2022 Primary Election

All Precincts, All Districts, All Counter Groups, All ScanStations, All Contests, All Boxes

Total Ballots Cast: 19699, Registered Voters: 48486, Overall Turnout: 40.63%

19 precincts reported out of 19 total

Page: 47 of 134

2022-06-08

15:07:30

Precinct Committeeperson - Democrat - 05 - COOS BAY CITY WEST (DParty) (Vote for 21)

Precinct	Ballots Cast	Reg. Voters	Total Votes	Over Votes	Under Votes
Precinct 05	643	1249	848	0	12655
Total	643	1249	848	0	12655



I hereby certify the votes recorded on this abstract correctly summarize the tally of votes cast at the election indicated.

Diris D. Murphy
Diris D. Murphy
Coos County Clerk

OFFICE OR MEASURE

**Democratic Precinct # 5
Committeeperson
21 Positions**

COUNTY

COOS

ELECTION

May 17, 2022
Primary Election

BALLOT NUMBER

NAME OR NO.
OF PRECINCT

CANDIDATE OR MEASURE

Curtis M Lester
Write-in Declaration

All other Ineligible Write-ins
No SEL filed

Over Votes

TOTAL

**STATE OF OREGON
ABSTRACT OF VOTES**

SR 900
REV 7/15/91

- 1. Separate sheets for President - Vice President
- 2. National committeeperson
- 3. Delegates at large
- 4. Delegates - Districts
- 5. U.S. Senator and Congressperson
- 6. State Offices
- 7. Judicial Offices
- 8. State Senators
- 9. State Representatives
- 10. Others

NAME OR NO. OF PRECINCT	Curtis M Lester Write-in Declaration	All other Ineligible Write-ins No SEL filed	Over Votes											TOTAL
1 Lakeside City & Rural														
2 Rural North Bend														
3 North Bend City West														
4 North Bend City East														
5 Coos Bay City West	7	40	0											47
6 Coos Bay City - Mid														
7 Coos Bay City East														
8 Rural Coos Bay East														
9 Rural Coos Bay West														
10 Rural Coos Bay														
11 Rural Coquille														
12 Coquille City														
13 Myrtle Point City														
14 Rural Myrtle Point														
15 Powers City & Rural														
16 Bandon City														
17 Rural Bandon														
18 Rural Bandon – 2CJ Curry Co														
TOTALS	7	40	0											47

I certify the votes recorded on this abstract correctly summarize the Tally of votes cast at the election indicated.

Signature of County Clerk

Doris D. Murphy

Date of Abstract

JUN 08 2022


ABSTRACT OF VOTES AT GENERAL AND SPECIAL ELECTIONS

Votes cast for governor must be on separate page or pages (ORS 254.545).

ABSTRACT OF VOTES AT PRIMARY ELECTIONS

Separate sheets for Democratic, Republican, Nonpartisan and other candidates.

Separate sheets for candidates for city, county (including precinct) and state offices.



Precinct Committeeperson - Republican - 05 - COOS BAY CITY WEST (Vote for 21)

Precinct	Ballots Cast	Reg. Voters	Total Votes	Sheirll Edwards	Write-in	Write-in	Write-in	Write-in	Write-in
Precinct 05	709	1344	422	365 86.49%	22 5.21%	8 1.90%	3 0.71%	2 0.47%	2 0.47%
Total	709	1344	422	365 86.49%	22 5.21%	8 1.90%	3 0.71%	2 0.47%	2 0.47%

Precinct Committeeperson - Republican - 05 - COOS BAY CITY WEST (Vote for 21)

Precinct	Ballots Cast	Reg. Voters	Total Votes	Write-in	Write-in	Write-in	Write-in	Write-in	Write-in
Precinct 05	709	1344	422	2 0.47%	2 0.47%	2 0.47%	2 0.47%	1 0.24%	1 0.24%
Total	709	1344	422	2 0.47%	2 0.47%	2 0.47%	2 0.47%	1 0.24%	1 0.24%

Certified - Final Official Canvass of Votes
 May 17, 2022 Primary Election

Page: 51 of 134
 2022-06-08
 15:07:30

All Precincts, All Districts, All Counter Groups, All ScanStations, All Contests, All Boxes
 Total Ballots Cast: 19699, Registered Voters: 48486, Overall Turnout: 40.63%
 19 precincts reported out of 19 total

Precinct Committeeperson - Republican - 05 - COOS BAY CITY WEST (Vote for 21)

Precinct	Ballots Cast	Reg. Voters	Total Votes	Write-in	Write-in	Write-in	Write-in	Over Votes	Under Votes
Precinct 05	709	1344	422	1 0.24%	1 0.24%	1 0.24%	1 0.24%	0	14467
Total	709	1344	422	1 0.24%	1 0.24%	1 0.24%	1 0.24%	0	14467



I hereby certify the votes recorded on this abstract correctly summarize the tally of votes cast at the election indicated.

Diris D. Murphy
 Diris D. Murphy
 Coos County Clerk

OFFICE OR MEASURE

**Republican Precinct # 5
Committeeperson
21 Positions**

COUNTY

COOS

ELECTION

May 17, 2022
Primary Election

BALLOT NUMBER

NAME OR NO.
OF PRECINCT

CANDIDATE OR MEASURE

Jeff A Freerksen
Write-in Declaration

Catherine M Allen
Write-in Declaration

All other Ineligible Write-ins
No SEL filed

Over Votes

TOTALS

**STATE OF OREGON
ABSTRACT OF VOTES**

- 1. Separate sheets for President - Vice President
- 2. National committeeperson
- 3. Delegates at Large
- 4. Delegates - Districts
- 5. U.S. Senator and Congressperson
- 6. State Offices
- 7. Judicial Offices
- 8. State Senators
- 9. State Representatives
- 10. Others

SR 900
REV 7/15/91

NAME OR NO. OF PRECINCT	Jeff A Freerksen Write-in Declaration	Catherine M Allen Write-in Declaration	All other Ineligible Write-ins No SEL filed	Over Votes	TOTALS
1 Lakeside City & Rural					
2 Rural North Bend					
3 North Bend City West					
4 North Bend City East					
5 Coos Bay City West	6	2	49	0	57
6 Coos Bay City - Mid					
7 Coos Bay City East					
8 Rural Coos Bay East					
9 Rural Coos Bay West					
10 Rural Coos Bay					
11 Rural Coquille					
12 Coquille City					
13 Myrtle Point City					
14 Rural Myrtle Point					
15 Powers City & Rural					
16 Bandon City					
17 Rural Bandon					
18 Rural Bandon – 2CJ Curry Co					
TOTALS	6	2	49	0	57

I certify the votes recorded on this abstract correctly summarize the Tally of votes cast at the election indicated.

Signature of County Clerk

Dino D. Murphy

Date of Abstract

JUN 08 2022


ABSTRACT OF VOTES AT GENERAL AND SPECIAL ELECTIONS

Votes cast for governor must be on separate page or pages (ORS 254.545).

ABSTRACT OF VOTES AT PRIMARY ELECTIONS

Separate sheets for Democratic, Republican, Nonpartisan and other candidates.

Separate sheets for candidates for city, county (including precinct) and state offices.



Certified - Final Official Canvass of Votes

May 17, 2022 Primary Election

All Precincts, All Districts, All Counter Groups, All ScanStations, All Contests, All Boxes

Total Ballots Cast: 19699, Registered Voters: 48486, Overall Turnout: 40.63%

19 precincts reported out of 19 total

Precinct Committeeperson - Democrat - 06 - COOS BAY CITY - MID (Vote for 11)

Precinct	Ballots Cast	Reg. Voters	Total Votes	Paula Bechtold Laird	Write-in		Write-in		Write-in		Write-in			
Precinct 06	478	796	361	326 90.30%	11	3.05%	5	1.39%	3	0.83%	3	0.83%	2	0.55%
Total	478	796	361	326 90.30%	11	3.05%	5	1.39%	3	0.83%	3	0.83%	2	0.55%

Precinct Committeeperson - Democrat - 06 - COOS BAY CITY - MID (Vote for 11)

Precinct	Ballots Cast	Reg. Voters	Total Votes	Write-in		Write-in		Write-in		Write-in		Write-in			
Precinct 06	478	796	361	3	0.83%	2	0.55%	3	0.83%	2	0.55%	1	0.28%	0	0.00%
Total	478	796	361	3	0.83%	2	0.55%	3	0.83%	2	0.55%	1	0.28%	0	0.00%

Certified - Final Official Canvass of Votes

May 17, 2022 Primary Election

All Precincts, All Districts, All Counter Groups, All ScanStations, All Contests, All Boxes

Total Ballots Cast: 19699, Registered Voters: 48486, Overall Turnout: 40.63%

19 precincts reported out of 19 total

Page: 54 of 134

2022-06-08

15:07:30

Precinct Committeeperson - Democrat - 06 - COOS BAY CITY - MID (Vote for 11)

Precinct	Ballots Cast	Reg. Voters	Total Votes	Over Votes	Under Votes
Precinct 06	478	796	361	0	4897
Total	478	796	361	0	4897



I hereby certify the votes recorded on this abstract correctly summarize the tally of votes cast at the election indicated.

Diris D. Murphy
Diris D. Murphy
Coos County Clerk

Precinct Committeeperson - Republican - 06 - COOS BAY CITY - MID (Vote for 11)

Precinct	Ballots Cast	Reg. Voters	Total Votes	Jamey Sanger	Heidi Sanger	Ron Wiggins	Jennifer Wiggins	Virginia Tavernier	Carma Erickson-Hurt
Precinct 06	408	770	1382	168 12.16%	164 11.87%	173 12.52%	166 12.01%	167 12.08%	159 11.51%
Total	408	770	1382	168 12.16%	164 11.87%	173 12.52%	166 12.01%	167 12.08%	159 11.51%

Certified - Final Official Canvass of Votes

May 17, 2022 Primary Election

All Precincts, All Districts, All Counter Groups, All ScanStations, All Contests, All Boxes

Total Ballots Cast: 19699, Registered Voters: 48486, Overall Turnout: 40.63%

19 precincts reported out of 19 total

Precinct Committeeperson - Republican - 06 - COOS BAY CITY - MID (Vote for 11)

Precinct	Ballots Cast	Reg. Voters	Total Votes	Lorraine Ekberg		Betsy J Day		Write-in		Write-in		Write-in		Write-in	
Precinct 06	408	770	1382	166	12.01%	170	12.30%	27	1.95%	9	0.65%	6	0.43%	1	0.07%
Total	408	770	1382	166	12.01%	170	12.30%	27	1.95%	9	0.65%	6	0.43%	1	0.07%

Precinct Committeeperson - Republican - 06 - COOS BAY CITY - MID (Vote for 11)

Precinct	Ballots Cast	Reg. Voters	Total Votes	Write-in		Write-in		Write-in		Write-in		Write-in	
Precinct 06	408	770	1382	1	0.07%	1	0.07%	1	0.07%	1	0.07%	1	0.07%
Total	408	770	1382	1	0.07%	1	0.07%	1	0.07%	1	0.07%	1	0.07%

Certified - Final Official Canvass of Votes

May 17, 2022 Primary Election

All Precincts, All Districts, All Counter Groups, All ScanStations, All Contests, All Boxes

Total Ballots Cast: 19699, Registered Voters: 48486, Overall Turnout: 40.63%

19 precincts reported out of 19 total

Precinct Committeeperson - Republican - 06 - COOS BAY CITY - MID (Vote for 11)

Precinct	Ballots Cast	Reg. Voters	Total Votes	Write-in	Over Votes	Under Votes
Precinct 06	408	770	1382	0 0.00%	22	3084
Total	408	770	1382	0 0.00%	22	3084



I hereby certify the votes recorded on this abstract correctly summarize the tally of votes cast at the election indicated.

Diris D. Murphy
Diris D. Murphy
Coos County Clerk

OFFICE OR MEASURE

**Republican Precinct # 6
Committeeperson
11 Positions**

COUNTY

COOS

ELECTION

May 17, 2022
Primary Election

BALLOT NUMBER

NAME OR NO.
OF PRECINCT

CANDIDATE OR MEASURE

Jim Kingsley
Write-in Nomination

All other Ineligible Write-ins
No SEL filed

Over Votes

TOTAL

SSR 9000
REV 7/15/91

**STATE OF OREGON
ABSTRACT OF VOTES**

- 1. Separate sheets for President - Vice President
- 2. National committeeperson
- 3. Delegates at Large
- 4. Delegates - Districts
- 5. U.S. Senator and Congressperson
- 6. State Offices
- 7. Judicial Offices
- 8. State Senators
- 9. State Representatives
- 10. Others

1	Lakeside City & Rural								
2	Rural North Bend								
3	North Bend City West								
4	North Bend City East								
5	Coos Bay City West								
6	Coos Bay City - Mid	8	41	2					51
7	Coos Bay City East								
8	Rural Coos Bay East								
9	Rural Coos Bay West								
10	Rural Coos Bay								
11	Rural Coquille								
12	Coquille City								
13	Myrtle Point City								
14	Rural Myrtle Point								
15	Powers City & Rural								
16	Bandon City								
17	Rural Bandon								
18	Rural Bandon - 2CJ Curry Co								
TOTALS		8	41	2					51

I certify the votes recorded on this abstract correctly summarize the Tally of votes cast at the election indicated.

Signature of County Clerk

Doris D. Murphy

Date of Abstract

JUN 08 2022

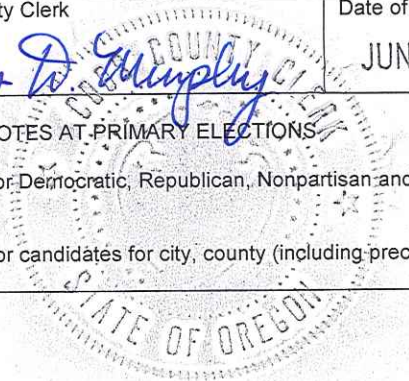
ABSTRACT OF VOTES AT GENERAL AND SPECIAL ELECTIONS

Votes cast for governor must be on separate page or pages (ORS 254.545).

ABSTRACT OF VOTES AT PRIMARY ELECTIONS

Separate sheets for Democratic, Republican, Nonpartisan and other candidates.

Separate sheets for candidates for city, county (including precinct) and state offices.



Certified - Final Official Canvass of Votes

May 17, 2022 Primary Election

All Precincts, All Districts, All Counter Groups, All ScanStations, All Contests, All Boxes

Total Ballots Cast: 19699, Registered Voters: 48486, Overall Turnout: 40.63%

19 precincts reported out of 19 total

Precinct Committeeperson - Democrat - 07 - COOS BAY CITY EAST (DParty) (Vote for 14)

Precinct	Ballots Cast	Reg. Voters	Total Votes	Maurene Ann (Mo) Aakre	David Aakre	Write-in	Write-in	Write-in	Write-in
Precinct 07	495	913	523	269 51.43%	222 42.45%	20 3.82%	4 0.76%	2 0.38%	2 0.38%
Total	495	913	523	269 51.43%	222 42.45%	20 3.82%	4 0.76%	2 0.38%	2 0.38%

Precinct Committeeperson - Democrat - 07 - COOS BAY CITY EAST (DParty) (Vote for 14)

Precinct	Ballots Cast	Reg. Voters	Total Votes	Write-in		Write-in		Write-in		Write-in		Write-in			
Precinct 07	495	913	523	2	0.38%	1	0.19%	1	0.19%	0	0.00%	0	0.00%	0	0.00%
Total	495	913	523	2	0.38%	1	0.19%	1	0.19%	0	0.00%	0	0.00%	0	0.00%

Certified - Final Official Canvass of Votes

May 17, 2022 Primary Election

All Precincts, All Districts, All Counter Groups, All ScanStations, All Contests, All Boxes

Total Ballots Cast: 19699, Registered Voters: 48486, Overall Turnout: 40.63%

19 precincts reported out of 19 total

Precinct Committeeperson - Democrat - 07 - COOS BAY CITY EAST (DParty) (Vote for 14)

Precinct	Ballots Cast	Reg. Voters	Total Votes	Write-in	Write-in	Write-in	Write-in	Write-in	Write-in	Over Votes	Under Votes		
Precinct 07	495	913	523	0	0.00%	0	0.00%	0	0.00%	0	0.00%	0	6407
Total	495	913	523	0	0.00%	0	0.00%	0	0.00%	0	0.00%	0	6407



I hereby certify the votes recorded on this abstract correctly summarize the tally of votes cast at the election indicated.

Diris D. Murphy
 Diris D. Murphy
 Coos County Clerk

Precinct Committeeperson - Republican - 07 - COOS BAY CITY EAST (Vote for 14)

Precinct	Ballots Cast	Reg. Voters	Total Votes	Mike Schaer	Write-in	Write-in	Write-in	Write-in	Write-in
Precinct 07	450	885	336	253 75.30%	25 7.44%	10 2.98%	7 2.08%	4 1.19%	4 1.19%
Total	450	885	336	253 75.30%	25 7.44%	10 2.98%	7 2.08%	4 1.19%	4 1.19%

Precinct Committeeperson - Republican - 07 - COOS BAY CITY EAST (Vote for 14)

Precinct	Ballots Cast	Reg. Voters	Total Votes	Write-in	Write-in	Write-in	Write-in	Write-in	Write-in
Precinct 07	450	885	336	4 1.19%	4 1.19%	4 1.19%	4 1.19%	4 1.19%	4 1.19%
Total	450	885	336	4 1.19%	4 1.19%	4 1.19%	4 1.19%	4 1.19%	4 1.19%

Certified - Final Official Canvass of Votes
May 17, 2022 Primary Election

Page: 64 of 134
2022-06-08
15:07:30

All Precincts, All Districts, All Counter Groups, All ScanStations, All Contests, All Boxes
Total Ballots Cast: 19699, Registered Voters: 48486, Overall Turnout: 40.63%
19 precincts reported out of 19 total

Precinct Committeeperson - Republican - 07 - COOS BAY CITY EAST (Vote for 14)

Precinct	Ballots Cast	Reg. Voters	Total Votes	Write-in	Write-in	Write-in	Over Votes	Under Votes
Precinct 07	450	885	336	4 1.19%	4 1.19%	1 0.30%	0	5964
Total	450	885	336	4 1.19%	4 1.19%	1 0.30%	0	5964



I hereby certify the votes recorded on this abstract correctly summarize the tally of votes cast at the election indicated.

Diris D. Murphy
Diris D. Murphy
Coos County Clerk

Certified - Final Official Canvass of Votes

May 17, 2022 Primary Election

All Precincts, All Districts, All Counter Groups, All ScanStations, All Contests, All Boxes

Total Ballots Cast: 19699, Registered Voters: 48486, Overall Turnout: 40.63%

19 precincts reported out of 19 total

Precinct Committeeperson - Democrat - 08 - RURAL COOS BAY EAST (Vote for 20)

Precinct	Ballots Cast	Reg. Voters	Total Votes	Write-in	Write-in	Write-in	Write-in	Write-in	Write-in
Precinct 08	545	1095	46	19 41.30%	4 8.70%	2 4.35%	2 4.35%	2 4.35%	2 4.35%
Total	545	1095	46	19 41.30%	4 8.70%	2 4.35%	2 4.35%	2 4.35%	2 4.35%

Precinct Committeeperson - Democrat - 08 - RURAL COOS BAY EAST (Vote for 20)

Precinct	Ballots Cast	Reg. Voters	Total Votes	Write-in		Write-in		Write-in		Write-in		Write-in	
Precinct 08	545	1095	46	2	4.35%	1	2.17%	1	2.17%	2	4.35%	2	4.35%
Total	545	1095	46	2	4.35%	1	2.17%	1	2.17%	2	4.35%	2	4.35%

Certified - Final Official Canvass of Votes
May 17, 2022 Primary Election

All Precincts, All Districts, All Counter Groups, All ScanStations, All Contests, All Boxes
Total Ballots Cast: 19699, Registered Voters: 48486, Overall Turnout: 40.63%
19 precincts reported out of 19 total

Page: 68 of 134
2022-06-08
15:07:30

Precinct Committeeperson - Democrat - 08 - RURAL COOS BAY EAST (Vote for 20)

Precinct	Ballots Cast	Reg. Voters	Total Votes	Write-in	Write-in	Over Votes	Under Votes
Precinct 08	545	1095	46	0	0.00%	0	10854
Total	545	1095	46	0	0.00%	0	10854



I hereby certify the votes recorded on this abstract correctly summarize the tally of votes cast at the election indicated.

Diris D. Murphy
Diris D. Murphy
Coos County Clerk

Precinct Committeeperson - Republican - 08 - RURAL COOS BAY EAST (Vote for 20)

Precinct	Ballots Cast	Reg. Voters	Total Votes	Douglas C Watson Sr	Catherine Chase	Write-in	Write-in	Write-in	Write-in
Precinct 08	709	1372	734	307 41.83%	297 40.46%	25 3.41%	13 1.77%	9 1.23%	6 0.82%
Total	709	1372	734	307 41.83%	297 40.46%	25 3.41%	13 1.77%	9 1.23%	6 0.82%

Certified - Final Official Canvass of Votes

May 17, 2022 Primary Election

All Precincts, All Districts, All Counter Groups, All ScanStations, All Contests, All Boxes

Total Ballots Cast: 19699, Registered Voters: 48486, Overall Turnout: 40.63%

19 precincts reported out of 19 total

Precinct Committeeperson - Republican - 08 - RURAL COOS BAY EAST (Vote for 20)

Precinct	Ballots Cast	Reg. Voters	Total Votes	Write-in		Write-in		Write-in		Write-in		Write-in	
Precinct 08	709	1372	734	6	0.82%	5	0.68%	5	0.68%	5	0.68%	5	0.68%
Total	709	1372	734	6	0.82%	5	0.68%	5	0.68%	5	0.68%	5	0.68%

Precinct Committeeperson - Republican - 08 - RURAL COOS BAY EAST (Vote for 20)

Precinct	Ballots Cast	Reg. Voters	Total Votes	Write-in		Write-in		Write-in		Write-in		Write-in	
Precinct 08	709	1372	734	5	0.68%	5	0.68%	5	0.68%	5	0.68%	5	0.68%
Total	709	1372	734	5	0.68%	5	0.68%	5	0.68%	5	0.68%	5	0.68%

Certified - Final Official Canvass of Votes

May 17, 2022 Primary Election

All Precincts, All Districts, All Counter Groups, All ScanStations, All Contests, All Boxes

Total Ballots Cast: 19699, Registered Voters: 48486, Overall Turnout: 40.63%

19 precincts reported out of 19 total

Page: 72 of 134

2022-06-08

15:07:30

Precinct Committeeperson - Republican - 08 - RURAL COOS BAY EAST (Vote for 20)

Precinct	Ballots Cast	Reg. Voters	Total Votes	Write-in	Write-in	Write-in	Write-in	Over Votes	Under Votes
Precinct 08	709	1372	734	5 0.68%	5 0.68%	3 0.41%	3 0.41%	0	13446
Total	709	1372	734	5 0.68%	5 0.68%	3 0.41%	3 0.41%	0	13446



I hereby certify the votes recorded on this abstract correctly summarize the tally of votes cast at the election indicated.

Diris D. Murphy
 Diris D. Murphy
 Coos County Clerk

OFFICE OR MEASURE		CANDIDATE OR MEASURE	Joylene M Fass Write-in Declaration	William Mavers Write-in Declaration	All other Ineligible Write-ins No SEL filed	Over Votes						TOTALS
Republican Precinct # 8 Committeeperson 20 Positions												
COUNTY		May 17, 2022 Primary Election										
COOS												
ELECTION		May 17, 2022 Primary Election										
BALLOT NUMBER												
NAME OR NO. OF PRECINCT												
1	Lakeside City & Rural											
2	Rural North Bend											
3	North Bend City West											
4	North Bend City East											
5	Coos Bay City West											
6	Coos Bay City - Mid											
7	Coos Bay City East											
8	Rural Coos Bay East	7	5	118	0							130
9	Rural Coos Bay West											
10	Rural Coos Bay											
11	Rural Coquille											
12	Coquille City											
13	Myrtle Point City											
14	Rural Myrtle Point											
15	Powers City & Rural											
16	Bandon City											
17	Rural Bandon											
18	Rural Bandon – 2CJ Curry Co											
TOTALS		7	5	118	0							130

STATE OF OREGON
ABSTRACT OF VOTES


- 1. Separate sheets for President - Vice President
- 2. National committeeperson Delegates at large
- 3. Delegates - Districts
- 4. U.S. Senator and Congressperson
- 5. State Offices
- 6. Judicial Offices
- 7. State Senators
- 8. State Representatives
- 9. Others

I certify the votes recorded on this abstract correctly summarize the Tally of votes cast at the election indicated.

Signature of County Clerk: *Doris D. Murphy* Date of Abstract: JUN 08 2022

ABSTRACT OF VOTES AT GENERAL AND SPECIAL ELECTIONS
Votes cast for governor must be on separate page or pages (ORS 254.545).

ABSTRACT OF VOTES AT PRIMARY ELECTIONS
Separate sheets for Democratic, Republican, Nonpartisan and other candidates.
Separate sheets for candidates for city, county (including precinct) and state offices.



Certified - Final Official Canvass of Votes

May 17, 2022 Primary Election

All Precincts, All Districts, All Counter Groups, All ScanStations, All Contests, All Boxes

Total Ballots Cast: 19699, Registered Voters: 48486, Overall Turnout: 40.63%

19 precincts reported out of 19 total

Page: 73 of 134

2022-06-08

15:07:30

Precinct Committeeperson - Democrat - 09 - RURAL COOS BAY WEST (Vote for 2)

Precinct	Ballots Cast	Reg. Voters	Total Votes	Write-in	Write-in	Over Votes	Under Votes
Precinct 09	75	125	1	1 100.00%	0 0.00%	0	149
Total	75	125	1	1 100.00%	0 0.00%	0	149



I hereby certify the votes recorded on this abstract correctly summarize the tally of votes cast at the election indicated.

Diris D. Murphy

Diris D. Murphy
Coos County Clerk

Certified - Final Official Canvass of Votes

May 17, 2022 Primary Election

All Precincts, All Districts, All Counter Groups, All ScanStations, All Contests, All Boxes

Total Ballots Cast: 19699, Registered Voters: 48486, Overall Turnout: 40.63%

19 precincts reported out of 19 total

Page: 74 of 134

2022-06-08

15:07:30

Precinct Committeeperson - Republican - 09 - RURAL COOS BAY WEST (Vote for 2)

Precinct	Ballots Cast	Reg. Voters	Total Votes	Write-in	Write-in	Over Votes	Under Votes
Precinct 09	62	126	2	2 100.00%	0 0.00%	0	122
Total	62	126	2	2 100.00%	0 0.00%	0	122



I hereby certify the votes recorded on this abstract correctly summarize the tally of votes cast at the election indicated.

Diris D. Murphy
Diris D. Murphy
Coos County Clerk

Precinct Committeeperson - Democrat - 10 - RURAL COOS BAY (DParty) (Vote for 12)

Precinct	Ballots Cast	Reg. Voters	Total Votes	Rick Osborn	Write-in	Write-in	Write-in	Write-in	Write-in
Precinct 10	426	697	236	224 94.92%	10 4.24%	2 0.85%	0 0.00%	0 0.00%	0 0.00%
Total	426	697	236	224 94.92%	10 4.24%	2 0.85%	0 0.00%	0 0.00%	0 0.00%

Certified - Final Official Canvass of Votes

May 17, 2022 Primary Election

All Precincts, All Districts, All Counter Groups, All ScanStations, All Contests, All Boxes

Total Ballots Cast: 19699, Registered Voters: 48486, Overall Turnout: 40.63%

19 precincts reported out of 19 total

Page: 77 of 134

2022-06-08

15:07:30

Precinct Committeeperson - Democrat - 10 - RURAL COOS BAY (DParty) (Vote for 12)

Precinct	Ballots Cast	Reg. Voters	Total Votes	Write-in		Over Votes	Under Votes
Precinct 10	426	697	236	0	0.00%	0	4876
Total	426	697	236	0	0.00%	0	4876



I hereby certify the votes recorded on this abstract correctly summarize the tally of votes cast at the election indicated.

Diris D. Murphy
Diris D. Murphy
Coos County Clerk

Certified - Final Official Canvass of Votes
 May 17, 2022 Primary Election

All Precincts, All Districts, All Counter Groups, All ScanStations, All Contests, All Boxes
 Total Ballots Cast: 19699, Registered Voters: 48486, Overall Turnout: 40.63%
 19 precincts reported out of 19 total

Precinct Committeeperson - Republican - 10 - RURAL COOS BAY (RParty) (Vote for 12)

Precinct	Ballots Cast	Reg. Voters	Total Votes	Karl Shank		Jenny Webster		Write-in		Write-in		Write-in		Write-in	
Precinct 10	646	1112	639	289	45.23%	293	45.85%	21	3.29%	7	1.10%	5	0.78%	4	0.63%
Total	646	1112	639	289	45.23%	293	45.85%	21	3.29%	7	1.10%	5	0.78%	4	0.63%

Precinct Committeeperson - Republican - 10 - RURAL COOS BAY (RParty) (Vote for 12)

Precinct	Ballots Cast	Reg. Voters	Total Votes	Write-in	Write-in	Write-in	Write-in	Write-in	Write-in
Precinct 10	646	1112	639	4 0.63%	4 0.63%	4 0.63%	4 0.63%	1 0.16%	1 0.16%
Total	646	1112	639	4 0.63%	4 0.63%	4 0.63%	4 0.63%	1 0.16%	1 0.16%

Certified - Final Official Canvass of Votes

May 17, 2022 Primary Election

All Precincts, All Districts, All Counter Groups, All ScanStations, All Contests, All Boxes

Total Ballots Cast: 19699, Registered Voters: 48486, Overall Turnout: 40.63%

19 precincts reported out of 19 total

Precinct Committeeperson - Republican - 10 - RURAL COOS BAY (RParty) (Vote for 12)

Precinct	Ballots Cast	Reg. Voters	Total Votes	Write-in		Write-in		Over Votes	Under Votes
Precinct 10	646	1112	639	1	0.16%	1	0.16%	0	7113
Total	646	1112	639	1	0.16%	1	0.16%	0	7113



I hereby certify the votes recorded on this abstract correctly summarize the tally of votes cast at the election indicated.

Diris D. Murphy

Diris D. Murphy
Coos County Clerk

Certified - Final Official Canvass of Votes

May 17, 2022 Primary Election

All Precincts, All Districts, All Counter Groups, All ScanStations, All Contests, All Boxes

Total Ballots Cast: 19699, Registered Voters: 48486, Overall Turnout: 40.63%

19 precincts reported out of 19 total

Precinct Committeeperson - Democrat - 11 - RURAL COQUILLE (DParty) (Vote for 10)

Precinct	Ballots Cast	Reg. Voters	Total Votes	Bonita Clarke		Janet Tilton		David Tilton		Judith Berkley		Write-in		Write-in	
Precinct 11	281	471	602	139	23.09%	144	23.92%	145	24.09%	133	22.09%	13	2.16%	4	0.66%
Total	281	471	602	139	23.09%	144	23.92%	145	24.09%	133	22.09%	13	2.16%	4	0.66%

Precinct Committeeperson - Democrat - 11 - RURAL COQUILLE (DParty) (Vote for 10)

Precinct	Ballots Cast	Reg. Voters	Total Votes	Write-in		Write-in		Write-in		Write-in		Write-in	
Precinct 11	281	471	602	3	0.50%	3	0.50%	3	0.50%	3	0.50%	3	0.50%
Total	281	471	602	3	0.50%	3	0.50%	3	0.50%	3	0.50%	3	0.50%

Certified - Final Official Canvass of Votes

May 17, 2022 Primary Election

All Precincts, All Districts, All Counter Groups, All ScanStations, All Contests, All Boxes

Total Ballots Cast: 19699, Registered Voters: 48486, Overall Turnout: 40.63%

19 precincts reported out of 19 total

Page: 83 of 134

2022-06-08

15:07:30

Precinct Committeeperson - Democrat - 11 - RURAL COQUILLE (DParty) (Vote for 10)

Precinct	Ballots Cast	Reg. Voters	Total Votes	Write-in		Write-in		Over Votes	Under Votes
Precinct 11	281	471	602	3	0.50%	3	0.50%	0	2208
Total	281	471	602	3	0.50%	3	0.50%	0	2208



I hereby certify the votes recorded on this abstract correctly summarize the tally of votes cast at the election indicated.

Diris D. Murphy
Diris D. Murphy
Coos County Clerk

Certified - Final Official Canvass of Votes
 May 17, 2022 Primary Election

Page: 84 of 134
 2022-06-08
 15:07:30

All Precincts, All Districts, All Counter Groups, All ScanStations, All Contests, All Boxes
 Total Ballots Cast: 19699, Registered Voters: 48486, Overall Turnout: 40.63%
 19 precincts reported out of 19 total

Precinct Committeeperson - Republican - 11 - RURAL COQUILLE (RParty) (Vote for 10)

Precinct	Ballots Cast	Reg. Voters	Total Votes	Jeffrey L Jones Sr	Sheila M Wight	Rosemary West	Janet Main-Jones	Jim Nielsen	Write-in
Precinct 11	608	985	1324	241 18.20%	244 18.43%	295 22.28%	239 18.05%	252 19.03%	19 1.44%
Total	608	985	1324	241 18.20%	244 18.43%	295 22.28%	239 18.05%	252 19.03%	19 1.44%

Certified - Final Official Canvass of Votes
 May 17, 2022 Primary Election

All Precincts, All Districts, All Counter Groups, All ScanStations, All Contests, All Boxes
 Total Ballots Cast: 19699, Registered Voters: 48486, Overall Turnout: 40.63%
 19 precincts reported out of 19 total

Precinct Committeeperson - Republican - 11 - RURAL COQUILLE (RParty) (Vote for 10)

Precinct	Ballots Cast	Reg. Voters	Total Votes	Write-in	Write-in	Write-in	Write-in	Write-in	Write-in
Precinct 11	608	985	1324	9 0.68%	8 0.60%	6 0.45%	6 0.45%	2 0.15%	2 0.15%
Total	608	985	1324	9 0.68%	8 0.60%	6 0.45%	6 0.45%	2 0.15%	2 0.15%

Certified - Final Official Canvass of Votes

May 17, 2022 Primary Election

All Precincts, All Districts, All Counter Groups, All ScanStations, All Contests, All Boxes

Total Ballots Cast: 19699, Registered Voters: 48486, Overall Turnout: 40.63%

19 precincts reported out of 19 total

Page: 86 of 134

2022-06-08

15:07:30

Precinct Committeeperson - Republican - 11 - RURAL COQUILLE (RParty) (Vote for 10)

Precinct	Ballots Cast	Reg. Voters	Total Votes	Write-in	Write-in	Write-in	Over Votes	Under Votes
Precinct 11	608	985	1324	1 0.08%	0 0.00%	0 0.00%	0	4756
Total	608	985	1324	1 0.08%	0 0.00%	0 0.00%	0	4756



I hereby certify the votes recorded on this abstract correctly summarize the tally of votes cast at the election indicated.

Diris D. Murphy
Diris D. Murphy
Coos County Clerk

Precinct Committeeperson - Democrat - 12 - COQUILLE CITY (DParty) (Vote for 12)

Precinct	Ballots Cast	Reg. Voters	Total Votes	Eldon Rollins	Shawn Jennings	David Jennings	Patty Sorensen	Amber Skorupski	William Marino
Precinct 12	345	630	1167	157 13.45%	164 14.05%	159 13.62%	152 13.02%	147 12.60%	166 14.22%
Total	345	630	1167	157 13.45%	164 14.05%	159 13.62%	152 13.02%	147 12.60%	166 14.22%

Certified - Final Official Canvass of Votes
 May 17, 2022 Primary Election

All Precincts, All Districts, All Counter Groups, All ScanStations, All Contests, All Boxes
 Total Ballots Cast: 19699, Registered Voters: 48486, Overall Turnout: 40.63%
 19 precincts reported out of 19 total

Precinct Committeeperson - Democrat - 12 - COQUILLE CITY (DParty) (Vote for 12)

Precinct	Ballots Cast	Reg. Voters	Total Votes	Kay Marino	Write-in	Write-in	Write-in	Write-in	Write-in
Precinct 12	345	630	1167	175 15.00%	15 1.29%	9 0.77%	6 0.51%	5 0.43%	5 0.43%
Total	345	630	1167	175 15.00%	15 1.29%	9 0.77%	6 0.51%	5 0.43%	5 0.43%

Certified - Final Official Canvass of Votes
May 17, 2022 Primary Election

All Precincts, All Districts, All Counter Groups, All ScanStations, All Contests, All Boxes
Total Ballots Cast: 19699, Registered Voters: 48486, Overall Turnout: 40.63%
19 precincts reported out of 19 total

Precinct Committeeperson - Democrat - 12 - COQUILLE CITY (DParty) (Vote for 12)

Precinct	Ballots Cast	Reg. Voters	Total Votes	Write-in	Write-in	Write-in	Write-in	Write-in	Write-in
Precinct 12	345	630	1167	1 0.09%	1 0.09%	1 0.09%	1 0.09%	1 0.09%	1 0.09%
Total	345	630	1167	1 0.09%	1 0.09%	1 0.09%	1 0.09%	1 0.09%	1 0.09%

Certified - Final Official Canvass of Votes

May 17, 2022 Primary Election

All Precincts, All Districts, All Counter Groups, All ScanStations, All Contests, All Boxes

Total Ballots Cast: 19699, Registered Voters: 48486, Overall Turnout: 40.63%

19 precincts reported out of 19 total

Page: 90 of 134

2022-06-08

15:07:30

Precinct Committeeperson - Democrat - 12 - COQUILLE CITY (DParty) (Vote for 12)

Precinct	Ballots Cast	Reg. Voters	Total Votes	Write-in		Over Votes	Under Votes
Precinct 12	345	630	1167	1	0.09%	0	2973
Total	345	630	1167	1	0.09%	0	2973



I hereby certify the votes recorded on this abstract correctly summarize the tally of votes cast at the election indicated.

Diris D. Murphy
Diris D. Murphy
Coos County Clerk

Precinct Committeeperson - Republican - 12 - COQUILLE CITY (RParty) (Vote for 12)

Precinct	Ballots Cast	Reg. Voters	Total Votes	Derria J Lakey		M A Kinnaird		Amber G Kelly		Jo Teel		Renee Felsheim		John Felsheim	
Precinct 12	493	915	1291	182	14.10%	192	14.87%	189	14.64%	239	18.51%	221	17.12%	237	18.36%
Total	493	915	1291	182	14.10%	192	14.87%	189	14.64%	239	18.51%	221	17.12%	237	18.36%

Precinct Committeeperson - Republican - 12 - COQUILLE CITY (RParty) (Vote for 12)

Precinct	Ballots Cast	Reg. Voters	Total Votes	Write-in	Write-in	Write-in	Write-in	Write-in	Write-in
Precinct 12	493	915	1291	10 0.77%	8 0.62%	4 0.31%	3 0.23%	3 0.23%	3 0.23%
Total	493	915	1291	10 0.77%	8 0.62%	4 0.31%	3 0.23%	3 0.23%	3 0.23%

Certified - Final Official Canvass of Votes
May 17, 2022 Primary Election

All Precincts, All Districts, All Counter Groups, All ScanStations, All Contests, All Boxes
Total Ballots Cast: 19699, Registered Voters: 48486, Overall Turnout: 40.63%
19 precincts reported out of 19 total

Page: 94 of 134
2022-06-08
15:07:30

Precinct Committeeperson - Republican - 12 - COQUILLE CITY (RParty) (Vote for 12)

Precinct	Ballots Cast	Reg. Voters	Total Votes	Over Votes	Under Votes
Precinct 12	493	915	1291	0	4625
Total	493	915	1291	0	4625



I hereby certify the votes recorded
on this abstract correctly summarize
the tally of votes cast at the election
indicated.

Diris D. Murphy
Diris D. Murphy
Coos County Clerk

Certified - Final Official Canvass of Votes

May 17, 2022 Primary Election

All Precincts, All Districts, All Counter Groups, All ScanStations, All Contests, All Boxes

Total Ballots Cast: 19699, Registered Voters: 48486, Overall Turnout: 40.63%

19 precincts reported out of 19 total

Page: 95 of 134

2022-06-08

15:07:30

Precinct Committeeperson - Democrat - 13 - MYRTLE POINT CITY (DParty) (Vote for 7)

Precinct	Ballots Cast	Reg. Voters	Total Votes	Write-in	Write-in	Write-in	Write-in	Write-in	Write-in
Precinct 13	169	334	7	5 71.43%	2 28.57%	0 0.00%	0 0.00%	0 0.00%	0 0.00%
Total	169	334	7	5 71.43%	2 28.57%	0 0.00%	0 0.00%	0 0.00%	0 0.00%

Certified - Final Official Canvass of Votes

May 17, 2022 Primary Election

All Precincts, All Districts, All Counter Groups, All ScanStations, All Contests, All Boxes

Total Ballots Cast: 19699, Registered Voters: 48486, Overall Turnout: 40.63%

19 precincts reported out of 19 total

Page: 96 of 134

2022-06-08

15:07:30

Precinct Committeeperson - Democrat - 13 - MYRTLE POINT CITY (DParty) (Vote for 7)

Precinct	Ballots Cast	Reg. Voters	Total Votes	Write-in		Over Votes	Under Votes
Precinct 13	169	334	7	0	0.00%	0	1176
Total	169	334	7	0	0.00%	0	1176



I hereby certify the votes recorded on this abstract correctly summarize the tally of votes cast at the election indicated.

Diris D. Murphy
Diris D. Murphy
Coos County Clerk

Precinct Committeeperson - Republican - 13 - MYRTLE POINT CITY (Vote for 7)

Precinct	Ballots Cast	Reg. Voters	Total Votes	Daniel Martin	Write-in	Write-in	Write-in	Write-in	Write-in
Precinct 13	358	650	240	228 95.00%	8 3.33%	2 0.83%	1 0.42%	1 0.42%	0 0.00%
Total	358	650	240	228 95.00%	8 3.33%	2 0.83%	1 0.42%	1 0.42%	0 0.00%

Certified - Final Official Canvass of Votes

May 17, 2022 Primary Election

All Precincts, All Districts, All Counter Groups, All ScanStations, All Contests, All Boxes

Total Ballots Cast: 19699, Registered Voters: 48486, Overall Turnout: 40.63%

19 precincts reported out of 19 total

Page: 98 of 134

2022-06-08

15:07:30

Precinct Committeeperson - Republican - 13 - MYRTLE POINT CITY (Vote for 7)

Precinct	Ballots Cast	Reg. Voters	Total Votes	Write-in	Write-in	Over Votes	Under Votes		
Precinct 13	358	650	240	0	0.00%	0	0.00%	7	2259
Total	358	650	240	0	0.00%	0	0.00%	7	2259



I hereby certify the votes recorded on this abstract correctly summarize the tally of votes cast at the election indicated.

Diris D. Murphy
Diris D. Murphy
Coos County Clerk

Certified - Final Official Canvass of Votes
 May 17, 2022 Primary Election

All Precincts, All Districts, All Counter Groups, All ScanStations, All Contests, All Boxes
 Total Ballots Cast: 19699, Registered Voters: 48486, Overall Turnout: 40.63%
 19 precincts reported out of 19 total

Precinct Committeeperson - Democrat - 14 - RURAL MYRTLE POINT (DParty) (Vote for 8)

Precinct	Ballots Cast	Reg. Voters	Total Votes	Write-in	Write-in	Write-in	Write-in	Write-in	Write-in
Precinct 14	202	327	19	10 52.63%	3 15.79%	3 15.79%	2 10.53%	1 5.26%	0 0.00%
Total	202	327	19	10 52.63%	3 15.79%	3 15.79%	2 10.53%	1 5.26%	0 0.00%

Precinct Committeeperson - Democrat - 14 - RURAL MYRTLE POINT (DParty) (Vote for 8)

Precinct	Ballots Cast	Reg. Voters	Total Votes	Write-in	Write-in	Over Votes	Under Votes
Precinct 14	202	327	19	0 0.00%	0 0.00%	0	1597
Total	202	327	19	0 0.00%	0 0.00%	0	1597



I hereby certify the votes recorded on this abstract correctly summarize the tally of votes cast at the election indicated.

Diris D. Murphy
 Diris D. Murphy
 Coos County Clerk

Certified - Final Official Canvass of Votes
 May 17, 2022 Primary Election

All Precincts, All Districts, All Counter Groups, All ScanStations, All Contests, All Boxes
 Total Ballots Cast: 19699, Registered Voters: 48486, Overall Turnout: 40.63%
 19 precincts reported out of 19 total

Precinct Committeeperson - Republican - 14 - RURAL MYRTLE POINT (Vote for 8)

Precinct	Ballots Cast	Reg. Voters	Total Votes	Denesa L Rains		Pam Lewis		Stacey Mills		Dana R Mills		Write-in		Write-in	
Precinct 14	578	928	1320	282	21.36%	365	27.65%	291	22.05%	308	23.33%	46	3.48%	12	0.91%
Total	578	928	1320	282	21.36%	365	27.65%	291	22.05%	308	23.33%	46	3.48%	12	0.91%

Certified - Final Official Canvass of Votes
May 17, 2022 Primary Election

All Precincts, All Districts, All Counter Groups, All ScanStations, All Contests, All Boxes
Total Ballots Cast: 19699, Registered Voters: 48486, Overall Turnout: 40.63%
19 precincts reported out of 19 total

Precinct Committeeperson - Republican - 14 - RURAL MYRTLE POINT (Vote for 8)

Precinct	Ballots Cast	Reg. Voters	Total Votes	Write-in	Write-in	Write-in	Write-in	Write-in	Write-in
Precinct 14	578	928	1320	8 0.61%	8 0.61%	0 0.00%	0 0.00%	0 0.00%	0 0.00%
Total	578	928	1320	8 0.61%	8 0.61%	0 0.00%	0 0.00%	0 0.00%	0 0.00%

Certified - Final Official Canvass of Votes
May 17, 2022 Primary Election

All Precincts, All Districts, All Counter Groups, All ScanStations, All Contests, All Boxes
Total Ballots Cast: 19699, Registered Voters: 48486, Overall Turnout: 40.63%
19 precincts reported out of 19 total

Page: 103 of 134
2022-06-08
15:07:30

Precinct Committeeperson - Republican - 14 - RURAL MYRTLE POINT (Vote for 8)

Precinct	Ballots Cast	Reg. Voters	Total Votes	Over Votes	Under Votes
Precinct 14	578	928	1320	0	3304
Total	578	928	1320	0	3304



I hereby certify the votes recorded
on this abstract correctly summarize
the tally of votes cast at the election
indicated.

Diris D. Murphy
Diris D. Murphy
Coos County Clerk

Certified - Final Official Canvass of Votes

May 17, 2022 Primary Election

All Precincts, All Districts, All Counter Groups, All ScanStations, All Contests, All Boxes

Total Ballots Cast: 19699, Registered Voters: 48486, Overall Turnout: 40.63%

19 precincts reported out of 19 total

Page: 104 of 134

2022-06-08

15:07:30

Precinct Committeeperson - Democrat - 15 - POWERS CITY & RURAL (Vote for 2)

Precinct	Ballots Cast	Reg. Voters	Total Votes	Write-in	Write-in	Over Votes	Under Votes
Precinct 15	56	114	5	4 80.00%	1 20.00%	0	107
Total	56	114	5	4 80.00%	1 20.00%	0	107



I hereby certify the votes recorded on this abstract correctly summarize the tally of votes cast at the election indicated.

Diris D. Murphy
Diris D. Murphy
Coos County Clerk

Certified - Final Official Canvass of Votes

May 17, 2022 Primary Election

All Precincts, All Districts, All Counter Groups, All ScanStations, All Contests, All Boxes

Total Ballots Cast: 19699, Registered Voters: 48486, Overall Turnout: 40.63%

19 precincts reported out of 19 total

Page: 105 of 134

2022-06-08

15:07:30

Precinct Committeeperson - Republican - 15 - POWERS CITY & RURAL (Vote for 2)

Precinct	Ballots Cast	Reg. Voters	Total Votes	Write-in	Write-in	Over Votes	Under Votes
Precinct 15	117	213	19	11 57.89%	8 42.11%	0	215
Total	117	213	19	11 57.89%	8 42.11%	0	215



I hereby certify the votes recorded on this abstract correctly summarize the tally of votes cast at the election indicated.

Diris D. Murphy
Diris D. Murphy
Coos County Clerk

Certified - Final Official Canvass of Votes
 May 17, 2022 Primary Election

All Precincts, All Districts, All Counter Groups, All ScanStations, All Contests, All Boxes
 Total Ballots Cast: 19699, Registered Voters: 48486, Overall Turnout: 40.63%
 19 precincts reported out of 19 total

Precinct Committeeperson - Democrat - 16 - BANDON CITY (DParty) (Vote for 10)

Precinct	Ballots Cast	Reg. Voters	Total Votes	Katy Eymann		Bill Bradbury		Write-in		Write-in		Write-in			
Precinct 16	493	772	755	373	49.40%	311	41.19%	28	3.71%	14	1.85%	8	1.06%	5	0.66%
Total	493	772	755	373	49.40%	311	41.19%	28	3.71%	14	1.85%	8	1.06%	5	0.66%

Certified - Final Official Canvass of Votes
May 17, 2022 Primary Election

All Precincts, All Districts, All Counter Groups, All ScanStations, All Contests, All Boxes
Total Ballots Cast: 19699, Registered Voters: 48486, Overall Turnout: 40.63%
19 precincts reported out of 19 total

Precinct Committeeperson - Democrat - 16 - BANDON CITY (DParty) (Vote for 10)

Precinct	Ballots Cast	Reg. Voters	Total Votes	Write-in	Write-in	Write-in	Write-in	Write-in	Write-in
Precinct 16	493	772	755	4 0.53%	4 0.53%	4 0.53%	4 0.53%	0 0.00%	0 0.00%
Total	493	772	755	4 0.53%	4 0.53%	4 0.53%	4 0.53%	0 0.00%	0 0.00%

Certified - Final Official Canvass of Votes

May 17, 2022 Primary Election

All Precincts, All Districts, All Counter Groups, All ScanStations, All Contests, All Boxes

Total Ballots Cast: 19699, Registered Voters: 48486, Overall Turnout: 40.63%

19 precincts reported out of 19 total

Page: 108 of 134

2022-06-08

15:07:30

Precinct Committeeperson - Democrat - 16 - BANDON CITY (DParty) (Vote for 10)

Precinct	Ballots Cast	Reg. Voters	Total Votes	Over Votes	Under Votes
Precinct 16	493	772	755	0	4175
Total	493	772	755	0	4175



I hereby certify the votes recorded on this abstract correctly summarize the tally of votes cast at the election indicated.

Diris D. Murphy
Diris D. Murphy
Coos County Clerk

Certified - Final Official Canvass of Votes
 May 17, 2022 Primary Election

All Precincts, All Districts, All Counter Groups, All ScanStations, All Contests, All Boxes
 Total Ballots Cast: 19699, Registered Voters: 48486, Overall Turnout: 40.63%
 19 precincts reported out of 19 total

Precinct Committeeperson - Republican - 16 - BANDON CITY (RParty) (Vote for 10)

Precinct	Ballots Cast	Reg. Voters	Total Votes	Lourdes Regueiro	Eric Schlerf	Rod Taylor	Write-in	Write-in	Write-in
Precinct 16	436	716	646	139 21.52%	148 22.91%	304 47.06%	18 2.79%	10 1.55%	9 1.39%
Total	436	716	646	139 21.52%	148 22.91%	304 47.06%	18 2.79%	10 1.55%	9 1.39%

Certified - Final Official Canvass of Votes
May 17, 2022 Primary Election

Page: 110 of 134
2022-06-08
15:07:30

All Precincts, All Districts, All Counter Groups, All ScanStations, All Contests, All Boxes
Total Ballots Cast: 19699, Registered Voters: 48486, Overall Turnout: 40.63%
19 precincts reported out of 19 total

Precinct Committeeperson - Republican - 16 - BANDON CITY (RParty) (Vote for 10)

Precinct	Ballots Cast	Reg. Voters	Total Votes	Write-in	Write-in	Write-in	Write-in	Write-in	Write-in
Precinct 16	436	716	646	6 0.93%	5 0.77%	4 0.62%	3 0.46%	0 0.00%	0 0.00%
Total	436	716	646	6 0.93%	5 0.77%	4 0.62%	3 0.46%	0 0.00%	0 0.00%

Certified - Final Official Canvass of Votes

May 17, 2022 Primary Election

All Precincts, All Districts, All Counter Groups, All ScanStations, All Contests, All Boxes

Total Ballots Cast: 19699, Registered Voters: 48486, Overall Turnout: 40.63%

19 precincts reported out of 19 total

Page: 111 of 134

2022-06-08

15:07:30

Precinct Committeeperson - Republican - 16 - BANDON CITY (RParty) (Vote for 10)

Precinct	Ballots Cast	Reg. Voters	Total Votes	Write-in		Over Votes	Under Votes
Precinct 16	436	716	646	0	0.00%	10	3704
Total	436	716	646	0	0.00%	10	3704



I hereby certify the votes recorded on this abstract correctly summarize the tally of votes cast at the election indicated.

Diris D. Murphy
Diris D. Murphy
Coos County Clerk

Certified - Final Official Canvass of Votes
 May 17, 2022 Primary Election

All Precincts, All Districts, All Counter Groups, All ScanStations, All Contests, All Boxes
 Total Ballots Cast: 19699, Registered Voters: 48486, Overall Turnout: 40.63%
 19 precincts reported out of 19 total

Precinct Committeeperson - Democrat - 17 - RURAL BANDON (DParty) (Vote for 13)

Precinct	Ballots Cast	Reg. Voters	Total Votes	Write-in		Write-in		Write-in		Write-in		Write-in	
Precinct 17	506	777	32	25	78.12%	6	18.75%	1	3.12%	0	0.00%	0	0.00%
Total	506	777	32	25	78.12%	6	18.75%	1	3.12%	0	0.00%	0	0.00%

Certified - Final Official Canvass of Votes

May 17, 2022 Primary Election

All Precincts, All Districts, All Counter Groups, All ScanStations, All Contests, All Boxes

Total Ballots Cast: 19699, Registered Voters: 48486, Overall Turnout: 40.63%

19 precincts reported out of 19 total

Page: 114 of 134

2022-06-08

15:07:30

Precinct Committeeperson - Democrat - 17 - RURAL BANDON (DParty) (Vote for 13)

Precinct	Ballots Cast	Reg. Voters	Total Votes	Write-in	Over Votes	Under Votes
Precinct 17	506	777	32	0 0.00%	0	6546
Total	506	777	32	0 0.00%	0	6546



I hereby certify the votes recorded on this abstract correctly summarize the tally of votes cast at the election indicated.

Diris D. Murphy
Diris D. Murphy
Coos County Clerk


Democratic Precinct # 17 Committeeperson 13 Positions																				
OFFICE OR MEASURE		CANDIDATE OR MEASURE																		
Democratic Precinct # 17 Committeeperson 13 Positions																				
COUNTY	Barbara L Coulson																			
COOS		Write-in Declaration All other Ineligible Write-ins No SEL filed Over Votes																		
ELECTION May 17, 2022 Primary Election																				
BALLOT NUMBER		TOTAL																		
NAME OR NO. OF PRECINCT																				

**STATE OF OREGON
ABSTRACT OF VOTES**

PRECINCT	6	26	0																		
1 Lakeside City & Rural																					
2 Rural North Bend																					
3 North Bend City West																					
4 North Bend City East																					
5 Coos Bay City West																					
6 Coos Bay City - Mid																					
7 Coos Bay City East																					
8 Rural Coos Bay East																					
9 Rural Coos Bay West																					
10 Rural Coos Bay																					
11 Rural Coquille																					
12 Coquille City																					
13 Myrtle Point City																					
14 Rural Myrtle Point																					
15 Powers City & Rural																					
16 Bandon City																					
17 Rural Bandon	6	26	0																	32	
18 Rural Bandon - 2CJ Curry Co																					
TOTALS	6	26	0																		32

- 1. Separate sheets for President - Vice President
- 2. National committeeperson
- 3. Delegates at large
- 4. Delegates - Districts
- 5. U.S. Senator and Congressperson
- 6. State Offices
- 7. Judicial Offices
- 8. State Senators
- 9. State Representatives
- 10. Others

I certify the votes recorded on this abstract correctly summarize the Tally of votes cast at the election indicated.	Signature of County Clerk 																				
ABSTRACT OF VOTES AT GENERAL AND SPECIAL ELECTIONS Votes cast for governor must be on separate page or pages (ORS 254.545).			ABSTRACT OF VOTES AT PRIMARY ELECTIONS Separate sheets for Democratic, Republican, Nonpartisan and other candidates. Separate sheets for candidates for city, county (including precinct) and state offices.																		



Date of Abstract
JUN 08 2022

Precinct Committeeperson - Republican - 17 - RURAL BANDON (RParty) (Vote for 13)

Precinct	Ballots Cast	Reg. Voters	Total Votes	Faye Albertson	Stan Avery	Theresa Avery	Renne B Nason	Janice Monica Nason	Tanya Thomas
Precinct 17	651	1081	2108	332 15.75%	398 18.88%	349 16.56%	309 14.66%	323 15.32%	282 13.38%
Total	651	1081	2108	332 15.75%	398 18.88%	349 16.56%	309 14.66%	323 15.32%	282 13.38%

Precinct Committeeperson - Republican - 17 - RURAL BANDON (RParty) (Vote for 13)

Precinct	Ballots Cast	Reg. Voters	Total Votes	Write-in		Write-in		Write-in		Write-in		Write-in			
Precinct 17	651	1081	2108	44	2.09%	21	1.00%	14	0.66%	13	0.62%	8	0.38%	7	0.33%
Total	651	1081	2108	44	2.09%	21	1.00%	14	0.66%	13	0.62%	8	0.38%	7	0.33%

Precinct Committeeperson - Republican - 17 - RURAL BANDON (RParty) (Vote for 13)

Precinct	Ballots Cast	Reg. Voters	Total Votes	Write-in	Write-in	Write-in	Write-in	Write-in	Write-in
Precinct 17	651	1081	2108	7 0.33%	1 0.05%	0 0.00%	0 0.00%	0 0.00%	0 0.00%
Total	651	1081	2108	7 0.33%	1 0.05%	0 0.00%	0 0.00%	0 0.00%	0 0.00%

Certified - Final Official Canvass of Votes

May 17, 2022 Primary Election

All Precincts, All Districts, All Counter Groups, All ScanStations, All Contests, All Boxes

Total Ballots Cast: 19699, Registered Voters: 48486, Overall Turnout: 40.63%

19 precincts reported out of 19 total

Page: 118 of 134

2022-06-08

15:07:30

Precinct Committeeperson - Republican - 17 - RURAL BANDON (RParty) (Vote for 13)

Precinct	Ballots Cast	Reg. Voters	Total Votes	Write-in	Over Votes	Under Votes
Precinct 17	651	1081	2108	0 0.00%	13	6342
Total	651	1081	2108	0 0.00%	13	6342



I hereby certify the votes recorded on this abstract correctly summarize the tally of votes cast at the election indicated.

Diris D. Murphy
Diris D. Murphy
Coos County Clerk

Certified - Final Official Canvass of Votes

May 17, 2022 Primary Election

All Precincts, All Districts, All Counter Groups, All ScanStations, All Contests, All Boxes

Total Ballots Cast: 19699, Registered Voters: 48486, Overall Turnout: 40.63%

19 precincts reported out of 19 total

Page: 119 of 134

2022-06-08

15:07:30

Precinct Committeeperson - Democrat - 18 - RURAL BANDON--2CJ CURRY CO (Vote for 2)

Precinct	Ballots Cast	Reg. Voters	Total Votes	Write-in	Write-in	Write-in	Write-in	Over Votes	Under Votes
Precinct 18	65	109	0	0	0.00%	0	0.00%	0	130
Total	65	109	0	0	0.00%	0	0.00%	0	130



I hereby certify the votes recorded on this abstract correctly summarize the tally of votes cast at the election indicated.

Diris D. Murphy
Diris D. Murphy
Coos County Clerk

Certified - Final Official Canvass of Votes

May 17, 2022 Primary Election

All Precincts, All Districts, All Counter Groups, All ScanStations, All Contests, All Boxes

Total Ballots Cast: 19699, Registered Voters: 48486, Overall Turnout: 40.63%

19 precincts reported out of 19 total

Page: 120 of 134

2022-06-08

15:07:30

Precinct Committeeperson - Republican - 18 - RURAL BANDON--2CJ CURRY (Vote for 2)

Precinct	Ballots Cast	Reg. Voters	Total Votes	Write-in	Write-in	Over Votes	Under Votes
Precinct 18	119	192	15	9 60.00%	6 40.00%	0	223
Total	119	192	15	9 60.00%	6 40.00%	0	223



I hereby certify the votes recorded on this abstract correctly summarize the tally of votes cast at the election indicated.

Diris D. Murphy

Diris D. Murphy
Coos County Clerk

Commissioner of the Bureau of Labor and Industries (Vote for 1)

Precinct	Ballots Cast	Reg. Voters	Total Votes	Christina E Stephenson	Cheri Helt	Chris Henry	Robert Neuman	Casey M Kulla	Brent T Barker
Precinct 01	859	2043	671	203 30.25%	165 24.59%	28 4.17%	41 6.11%	117 17.44%	100 14.90%
Precinct 02	1689	3502	1351	451 33.38%	330 24.43%	48 3.55%	68 5.03%	232 17.17%	176 13.03%
Precinct 03	1660	4053	1219	469 38.47%	231 18.95%	45 3.69%	88 7.22%	163 13.37%	183 15.01%
Precinct 04	1179	3000	920	388 42.17%	209 22.72%	27 2.93%	37 4.02%	111 12.07%	113 12.28%
Precinct 05	1805	5157	1391	510 36.66%	310 22.29%	55 3.95%	104 7.48%	198 14.23%	174 12.51%
Precinct 06	1167	2743	913	376 41.18%	184 20.15%	28 3.07%	38 4.16%	142 15.55%	128 14.02%
Precinct 07	1220	3378	930	416 44.73%	205 22.04%	25 2.69%	31 3.33%	102 10.97%	119 12.80%
Precinct 08	1627	4956	1295	438 33.82%	313 24.17%	47 3.63%	84 6.49%	163 12.59%	203 15.68%
Precinct 09	187	514	146	63 43.15%	24 16.44%	1 0.68%	6 4.11%	21 14.38%	28 19.18%
Precinct 10	1328	2963	1044	340 32.57%	220 21.07%	38 3.64%	49 4.69%	202 19.35%	179 17.15%
Precinct 11	1091	2427	834	217 26.02%	219 26.26%	31 3.72%	53 6.35%	156 18.71%	140 16.79%
Precinct 12	1098	2914	803	272 33.87%	178 22.17%	35 4.36%	61 7.60%	126 15.69%	104 12.95%
Precinct 13	648	1817	521	141 27.06%	112 21.50%	19 3.65%	52 9.98%	93 17.85%	83 15.93%
Precinct 14	938	2058	719	137 19.05%	232 32.27%	42 5.84%	50 6.95%	103 14.33%	134 18.64%
Precinct 15	225	611	170	40 23.53%	30 17.65%	7 4.12%	16 9.41%	26 15.29%	41 24.12%
Precinct 16	1240	2582	982	432 43.99%	221 22.51%	16 1.63%	34 3.46%	145 14.77%	107 10.90%
Precinct 17	1509	3289	1186	421 35.50%	336 28.33%	31 2.61%	57 4.81%	168 14.17%	148 12.48%
Precinct 18	216	479	182	44 24.18%	58 31.87%	6 3.30%	11 6.04%	20 10.99%	39 21.43%
Total	19686	48486	15277	5358 35.07%	3577 23.41%	529 3.46%	880 5.76%	2288 14.98%	2199 14.39%

Certified - Final Official Canvass of Votes

May 17, 2022 Primary Election

All Precincts, All Districts, All Counter Groups, All ScanStations, All Contests, All Boxes

Total Ballots Cast: 19699, Registered Voters: 48486, Overall Turnout: 40.63%

19 precincts reported out of 19 total

Commissioner of the Bureau of Labor and Industries (Vote for 1)

Precinct	Ballots Cast	Reg. Voters	Total Votes	Aaron R Baca		Write-in		Over Votes	Under Votes
Precinct 01	859	2043	671	17	2.53%	0	0.00%	1	187
Precinct 02	1689	3502	1351	37	2.74%	9	0.67%	0	338
Precinct 03	1660	4053	1219	33	2.71%	7	0.57%	0	441
Precinct 04	1179	3000	920	31	3.37%	4	0.43%	0	259
Precinct 05	1805	5157	1391	36	2.59%	4	0.29%	1	413
Precinct 06	1167	2743	913	12	1.31%	5	0.55%	0	254
Precinct 07	1220	3378	930	27	2.90%	5	0.54%	0	290
Precinct 08	1627	4956	1295	37	2.86%	10	0.77%	1	331
Precinct 09	187	514	146	2	1.37%	1	0.68%	0	41
Precinct 10	1328	2963	1044	12	1.15%	4	0.38%	0	284
Precinct 11	1091	2427	834	14	1.68%	4	0.48%	1	256
Precinct 12	1098	2914	803	24	2.99%	3	0.37%	1	294
Precinct 13	648	1817	521	16	3.07%	5	0.96%	0	127
Precinct 14	938	2058	719	20	2.78%	1	0.14%	0	219
Precinct 15	225	611	170	10	5.88%	0	0.00%	1	54
Precinct 16	1240	2582	982	21	2.14%	6	0.61%	1	257
Precinct 17	1509	3289	1186	18	1.52%	7	0.59%	0	323
Precinct 18	216	479	182	2	1.10%	2	1.10%	0	34
Total	19686	48486	15277	369	2.42%	77	0.50%	7	4402



I hereby certify the votes recorded on this abstract correctly summarize the tally of votes cast at the election indicated.

Diris D. Murphy
 Diris D. Murphy
 Coos County Clerk

Certified - Final Official Canvass of Votes

May 17, 2022 Primary Election

All Precincts, All Districts, All Counter Groups, All ScanStations, All Contests, All Boxes

Total Ballots Cast: 19699, Registered Voters: 48486, Overall Turnout: 40.63%

19 precincts reported out of 19 total

Judge of the Supreme Court, Position 6 (Vote for 1)

Precinct	Ballots Cast	Reg. Voters	Total Votes	Roger J DeHoog	Write-in	Over Votes	Under Votes
Precinct 01	859	2043	465	461 99.14%	4 0.86%	0	394
Precinct 02	1689	3502	907	897 98.90%	10 1.10%	0	782
Precinct 03	1660	4053	958	948 98.96%	10 1.04%	0	702
Precinct 04	1179	3000	661	652 98.64%	9 1.36%	0	518
Precinct 05	1805	5157	1074	1061 98.79%	13 1.21%	0	731
Precinct 06	1167	2743	660	652 98.79%	8 1.21%	0	507
Precinct 07	1220	3378	698	687 98.42%	11 1.58%	0	522
Precinct 08	1627	4956	881	863 97.96%	18 2.04%	0	746
Precinct 09	187	514	91	90 98.90%	1 1.10%	0	96
Precinct 10	1328	2963	711	701 98.59%	10 1.41%	0	617
Precinct 11	1091	2427	549	540 98.36%	9 1.64%	0	542
Precinct 12	1098	2914	609	596 97.87%	13 2.13%	0	489
Precinct 13	648	1817	406	399 98.28%	7 1.72%	0	242
Precinct 14	938	2058	481	476 98.96%	5 1.04%	0	457
Precinct 15	225	611	118	114 96.61%	4 3.39%	0	107
Precinct 16	1240	2582	660	656 99.39%	4 0.61%	0	580
Precinct 17	1509	3289	769	749 97.40%	20 2.60%	0	740
Precinct 18	216	479	97	94 96.91%	3 3.09%	0	119
Total	19686	48486	10795	10636 98.53%	159 1.47%	0	8891



I hereby certify the votes recorded on this abstract correctly summarize the tally of votes cast at the election indicated.

Diris D. Murphy
 Diris D. Murphy
 Coos County Clerk

Certified - Final Official Canvass of Votes

May 17, 2022 Primary Election

All Precincts, All Districts, All Counter Groups, All ScanStations, All Contests, All Boxes

Total Ballots Cast: 19699, Registered Voters: 48486, Overall Turnout: 40.63%

19 precincts reported out of 19 total

Judge of the Court of Appeals, Position 3 (Vote for 1)

Precinct	Ballots Cast	Reg. Voters	Total Votes	Darleen Ortega		Vance Day		Write-in		Over Votes	Under Votes
Precinct 01	859	2043	664	291	43.83%	373	56.17%	0	0.00%	0	195
Precinct 02	1689	3502	1338	647	48.36%	690	51.57%	1	0.07%	0	351
Precinct 03	1660	4053	1277	685	53.64%	586	45.89%	6	0.47%	0	383
Precinct 04	1179	3000	907	554	61.08%	351	38.70%	2	0.22%	2	270
Precinct 05	1805	5157	1448	774	53.45%	669	46.20%	5	0.35%	0	357
Precinct 06	1167	2743	931	555	59.61%	372	39.96%	4	0.43%	1	235
Precinct 07	1220	3378	966	564	58.39%	400	41.41%	2	0.21%	1	253
Precinct 08	1627	4956	1326	644	48.57%	680	51.28%	2	0.15%	0	301
Precinct 09	187	514	152	77	50.66%	75	49.34%	0	0.00%	0	35
Precinct 10	1328	2963	1058	476	44.99%	578	54.63%	4	0.38%	0	270
Precinct 11	1091	2427	844	339	40.17%	503	59.60%	2	0.24%	1	246
Precinct 12	1098	2914	843	438	51.96%	403	47.81%	2	0.24%	0	255
Precinct 13	648	1817	542	236	43.54%	306	56.46%	0	0.00%	0	106
Precinct 14	938	2058	749	263	35.11%	486	64.89%	0	0.00%	0	189
Precinct 15	225	611	175	75	42.86%	99	56.57%	1	0.57%	0	50
Precinct 16	1240	2582	983	595	60.53%	387	39.37%	1	0.10%	0	257
Precinct 17	1509	3289	1225	625	51.02%	594	48.49%	6	0.49%	0	284
Precinct 18	216	479	176	64	36.36%	112	63.64%	0	0.00%	0	40
Total	19686	48486	15604	7902	50.64%	7664	49.12%	38	0.24%	5	4077



I hereby certify the votes recorded on this abstract correctly summarize the tally of votes cast at the election indicated.

Diris D. Murphy
 Diris D. Murphy
 Coos County Clerk

Certified - Final Official Canvass of Votes

May 17, 2022 Primary Election

All Precincts, All Districts, All Counter Groups, All ScanStations, All Contests, All Boxes

Total Ballots Cast: 19699, Registered Voters: 48486, Overall Turnout: 40.63%

19 precincts reported out of 19 total

2022-06-08

15:07:30

Judge of the Court of Appeals, Position 5 (Vote for 1)

Precinct	Ballots Cast	Reg. Voters	Total Votes	Scott A Shorr	Write-in	Over Votes	Under Votes
Precinct 01	859	2043	460	458 99.57%	2 0.43%	0	399
Precinct 02	1689	3502	912	899 98.57%	13 1.43%	0	777
Precinct 03	1660	4053	947	941 99.37%	6 0.63%	0	713
Precinct 04	1179	3000	656	650 99.09%	6 0.91%	0	523
Precinct 05	1805	5157	1086	1072 98.71%	14 1.29%	0	719
Precinct 06	1167	2743	666	658 98.80%	8 1.20%	0	501
Precinct 07	1220	3378	661	655 99.09%	6 0.91%	0	559
Precinct 08	1627	4956	898	883 98.33%	15 1.67%	0	729
Precinct 09	187	514	91	90 98.90%	1 1.10%	0	96
Precinct 10	1328	2963	703	696 99.00%	7 1.00%	0	625
Precinct 11	1091	2427	554	542 97.83%	12 2.17%	0	537
Precinct 12	1098	2914	607	596 98.19%	11 1.81%	0	491
Precinct 13	648	1817	407	401 98.53%	6 1.47%	0	241
Precinct 14	938	2058	488	480 98.36%	8 1.64%	0	450
Precinct 15	225	611	123	122 99.19%	1 0.81%	0	102
Precinct 16	1240	2582	663	660 99.55%	3 0.45%	0	577
Precinct 17	1509	3289	752	733 97.47%	19 2.53%	1	756
Precinct 18	216	479	95	93 97.89%	2 2.11%	0	121
Total	19686	48486	10769	10629 98.70%	140 1.30%	1	8916



I hereby certify the votes recorded on this abstract correctly summarize the tally of votes cast at the election indicated.

Diris D. Murphy
 Diris D. Murphy
 Coos County Clerk

Certified - Final Official Canvass of Votes

May 17, 2022 Primary Election

All Precincts, All Districts, All Counter Groups, All ScanStations, All Contests, All Boxes

Total Ballots Cast: 19699, Registered Voters: 48486, Overall Turnout: 40.63%

19 precincts reported out of 19 total

2022-06-08

15:07:30

Judge of the Court of Appeals, Position 8 (Vote for 1)

Precinct	Ballots Cast	Reg. Voters	Total Votes	Ramón A Pagán	Write-in	Over Votes	Under Votes
Precinct 01	859	2043	457	455 99.56%	2 0.44%	1	401
Precinct 02	1689	3502	891	878 98.54%	13 1.46%	0	798
Precinct 03	1660	4053	929	918 98.82%	11 1.18%	0	731
Precinct 04	1179	3000	641	633 98.75%	8 1.25%	0	538
Precinct 05	1805	5157	1077	1061 98.51%	16 1.49%	1	727
Precinct 06	1167	2743	655	645 98.47%	10 1.53%	0	512
Precinct 07	1220	3378	644	637 98.91%	7 1.09%	0	576
Precinct 08	1627	4956	872	858 98.39%	14 1.61%	0	755
Precinct 09	187	514	88	87 98.86%	1 1.14%	0	99
Precinct 10	1328	2963	683	673 98.54%	10 1.46%	0	645
Precinct 11	1091	2427	550	540 98.18%	10 1.82%	0	541
Precinct 12	1098	2914	595	584 98.15%	11 1.85%	0	503
Precinct 13	648	1817	402	394 98.01%	8 1.99%	0	246
Precinct 14	938	2058	457	448 98.03%	9 1.97%	0	481
Precinct 15	225	611	115	112 97.39%	3 2.61%	0	110
Precinct 16	1240	2582	640	637 99.53%	3 0.47%	0	600
Precinct 17	1509	3289	747	728 97.46%	19 2.54%	0	762
Precinct 18	216	479	92	89 96.74%	3 3.26%	0	124
Total	19686	48486	10535	10377 98.50%	158 1.50%	2	9149



I hereby certify the votes recorded on this abstract correctly summarize the tally of votes cast at the election indicated.

Diris D. Murphy
 Diris D. Murphy
 Coos County Clerk

Judge of the Circuit Court, 15th District, Position 1 (Vote for 1)

Precinct	Ballots Cast	Reg. Voters	Total Votes	Martin Stone	Write-in	Over Votes	Under Votes
Precinct 01	859	2043	491	490 99.80%	1 0.20%	0	368
Precinct 02	1689	3502	1081	1074 99.35%	7 0.65%	0	608
Precinct 03	1660	4053	1070	1058 98.88%	12 1.12%	0	590
Precinct 04	1179	3000	778	770 98.97%	8 1.03%	0	401
Precinct 05	1805	5157	1182	1173 99.24%	9 0.76%	0	623
Precinct 06	1167	2743	773	759 98.19%	14 1.81%	0	394
Precinct 07	1220	3378	758	745 98.28%	13 1.72%	0	462
Precinct 08	1627	4956	1005	995 99.00%	10 1.00%	1	621
Precinct 09	187	514	106	105 99.06%	1 0.94%	0	81
Precinct 10	1328	2963	849	843 99.29%	6 0.71%	0	479
Precinct 11	1091	2427	770	761 98.83%	9 1.17%	0	321
Precinct 12	1098	2914	784	781 99.62%	3 0.38%	0	314
Precinct 13	648	1817	511	506 99.02%	5 0.98%	0	137
Precinct 14	938	2058	679	676 99.56%	3 0.44%	0	259
Precinct 15	225	611	163	160 98.16%	3 1.84%	0	62
Precinct 16	1240	2582	723	718 99.31%	5 0.69%	0	517
Precinct 17	1509	3289	880	864 98.18%	16 1.82%	0	629
Precinct 18	216	479	123	121 98.37%	2 1.63%	0	93
Total	19686	48486	12726	12599 99.00%	127 1.00%	1	6959



I hereby certify the votes recorded on this abstract correctly summarize the tally of votes cast at the election indicated.

Diris D. Murphy
 Diris D. Murphy
 Coos County Clerk

Certified - Final Official Canvass of Votes

May 17, 2022 Primary Election

All Precincts, All Districts, All Counter Groups, All ScanStations, All Contests, All Boxes

Total Ballots Cast: 19699, Registered Voters: 48486, Overall Turnout: 40.63%

19 precincts reported out of 19 total

Judge of the Circuit Court, 15th District, Position 4 (Vote for 1)

Precinct	Ballots Cast	Reg. Voters	Total Votes	Megan L Jacquot	Write-in	Over Votes	Under Votes
Precinct 01	859	2043	440	439 99.77%	1 0.23%	0	419
Precinct 02	1689	3502	931	920 98.82%	11 1.18%	0	758
Precinct 03	1660	4053	973	963 98.97%	10 1.03%	0	687
Precinct 04	1179	3000	687	681 99.13%	6 0.87%	0	492
Precinct 05	1805	5157	1077	1059 98.33%	18 1.67%	0	728
Precinct 06	1167	2743	680	672 98.82%	8 1.18%	0	487
Precinct 07	1220	3378	677	670 98.97%	7 1.03%	0	543
Precinct 08	1627	4956	907	893 98.46%	14 1.54%	1	719
Precinct 09	187	514	90	89 98.89%	1 1.11%	0	97
Precinct 10	1328	2963	714	703 98.46%	11 1.54%	0	614
Precinct 11	1091	2427	559	553 98.93%	6 1.07%	0	532
Precinct 12	1098	2914	626	613 97.92%	13 2.08%	0	472
Precinct 13	648	1817	427	416 97.42%	11 2.58%	0	221
Precinct 14	938	2058	471	465 98.73%	6 1.27%	0	467
Precinct 15	225	611	119	117 98.32%	2 1.68%	0	106
Precinct 16	1240	2582	622	617 99.20%	5 0.80%	0	618
Precinct 17	1509	3289	743	728 97.98%	15 2.02%	0	766
Precinct 18	216	479	88	84 95.45%	4 4.55%	0	128
Total	19686	48486	10831	10682 98.62%	149 1.38%	1	8854



I hereby certify the votes recorded on this abstract correctly summarize the tally of votes cast at the election indicated.

Diris D. Murphy
 Diris D. Murphy
 Coos County Clerk

Certified - Final Official Canvass of Votes

May 17, 2022 Primary Election

All Precincts, All Districts, All Counter Groups, All ScanStations, All Contests, All Boxes

Total Ballots Cast: 19699, Registered Voters: 48486, Overall Turnout: 40.63%

19 precincts reported out of 19 total

County Commissioner, Position 2 (Vote for 1)

Precinct	Ballots Cast	Reg. Voters	Total Votes	John W Sweet		Pam Lewis		Cristina Bettesworth		Write-in		Over Votes	Under Votes
Precinct 01	859	2043	744	385	51.75%	287	38.58%	71	9.54%	1	0.13%	1	114
Precinct 02	1689	3502	1527	809	52.98%	578	37.85%	137	8.97%	3	0.20%	0	162
Precinct 03	1660	4053	1466	851	58.05%	466	31.79%	143	9.75%	6	0.41%	2	192
Precinct 04	1179	3000	1057	578	54.68%	379	35.86%	95	8.99%	5	0.47%	0	122
Precinct 05	1805	5157	1573	783	49.78%	580	36.87%	204	12.97%	6	0.38%	3	229
Precinct 06	1167	2743	1060	646	60.94%	324	30.57%	87	8.21%	3	0.28%	0	107
Precinct 07	1220	3378	1078	591	54.82%	375	34.79%	105	9.74%	7	0.65%	1	141
Precinct 08	1627	4956	1459	726	49.76%	561	38.45%	168	11.51%	4	0.27%	0	168
Precinct 09	187	514	173	88	50.87%	74	42.77%	11	6.36%	0	0.00%	0	14
Precinct 10	1328	2963	1257	628	49.96%	513	40.81%	112	8.91%	4	0.32%	0	71
Precinct 11	1091	2427	1018	409	40.18%	511	50.20%	93	9.14%	5	0.49%	0	73
Precinct 12	1098	2914	1008	468	46.43%	471	46.73%	64	6.35%	5	0.50%	5	85
Precinct 13	648	1817	595	262	44.03%	278	46.72%	50	8.40%	5	0.84%	1	52
Precinct 14	938	2058	860	327	38.02%	476	55.35%	54	6.28%	3	0.35%	2	76
Precinct 15	225	611	204	104	50.98%	84	41.18%	16	7.84%	0	0.00%	1	20
Precinct 16	1240	2582	1106	660	59.67%	365	33.00%	80	7.23%	1	0.09%	1	133
Precinct 17	1509	3289	1369	713	52.08%	565	41.27%	85	6.21%	6	0.44%	2	138
Precinct 18	216	479	199	129	64.82%	62	31.16%	8	4.02%	0	0.00%	0	17
Total	19686	48486	17753	9157	51.58%	6949	39.14%	1583	8.92%	64	0.36%	19	1914



I hereby certify the votes recorded on this abstract correctly summarize the tally of votes cast at the election indicated.

Diris D. Murphy
 Diris D. Murphy
 Coos County Clerk

Certified - Final Official Canvass of Votes

May 17, 2022 Primary Election

All Precincts, All Districts, All Counter Groups, All ScanStations, All Contests, All Boxes

Total Ballots Cast: 19699, Registered Voters: 48486, Overall Turnout: 40.63%

19 precincts reported out of 19 total

County Commissioner, Position 3 (Vote for 1)

Precinct	Ballots Cast	Reg. Voters	Total Votes	Melissa T Cribbins	Chase Carlson	Rod Taylor	Write-in	Over Votes	Under Votes
Precinct 01	859	2043	751	329 43.81%	72 9.59%	348 46.34%	2 0.27%	1	107
Precinct 02	1689	3502	1553	721 46.43%	141 9.08%	688 44.30%	3 0.19%	0	136
Precinct 03	1660	4053	1510	807 53.44%	162 10.73%	534 35.36%	7 0.46%	1	149
Precinct 04	1179	3000	1075	645 60.00%	104 9.67%	321 29.86%	5 0.47%	0	104
Precinct 05	1805	5157	1624	880 54.19%	156 9.61%	583 35.90%	5 0.31%	0	181
Precinct 06	1167	2743	1075	661 61.49%	78 7.26%	332 30.88%	4 0.37%	1	91
Precinct 07	1220	3378	1118	654 58.50%	94 8.41%	368 32.92%	2 0.18%	0	102
Precinct 08	1627	4956	1491	691 46.34%	123 8.25%	668 44.80%	9 0.60%	0	136
Precinct 09	187	514	174	98 56.32%	15 8.62%	61 35.06%	0 0.00%	0	13
Precinct 10	1328	2963	1263	578 45.76%	130 10.29%	549 43.47%	6 0.48%	0	65
Precinct 11	1091	2427	1022	385 37.67%	121 11.84%	516 50.49%	0 0.00%	0	69
Precinct 12	1098	2914	1028	503 48.93%	132 12.84%	390 37.94%	3 0.29%	0	70
Precinct 13	648	1817	606	244 40.26%	68 11.22%	290 47.85%	4 0.66%	0	42
Precinct 14	938	2058	893	291 32.59%	108 12.09%	493 55.21%	1 0.11%	0	45
Precinct 15	225	611	210	92 43.81%	32 15.24%	86 40.95%	0 0.00%	0	15
Precinct 16	1240	2582	1153	678 58.80%	37 3.21%	437 37.90%	1 0.09%	0	87
Precinct 17	1509	3289	1441	701 48.65%	56 3.89%	683 47.40%	1 0.07%	1	67
Precinct 18	216	479	200	77 38.50%	10 5.00%	113 56.50%	0 0.00%	0	16
Total	19686	48486	18187	9035 49.68%	1639 9.01%	7460 41.02%	53 0.29%	4	1495



I hereby certify the votes recorded on this abstract correctly summarize the tally of votes cast at the election indicated.

Diris D. Murphy
 Diris D. Murphy
 Coos County Clerk

Certified - Final Official Canvass of Votes

May 17, 2022 Primary Election

All Precincts, All Districts, All Counter Groups, All ScanStations, All Contests, All Boxes

Total Ballots Cast: 19699, Registered Voters: 48486, Overall Turnout: 40.63%

19 precincts reported out of 19 total

County Clerk (Vote for 1)

Precinct	Ballots Cast	Reg. Voters	Total Votes	Diane Rich		Matthew Borgens		Julie Brecke		Write-in		Over Votes	Under Votes
Precinct 01	859	2043	700	227	32.43%	115	16.43%	356	50.86%	2	0.29%	0	159
Precinct 02	1689	3502	1450	433	29.86%	192	13.24%	823	56.76%	2	0.14%	1	238
Precinct 03	1660	4053	1427	336	23.55%	185	12.96%	901	63.14%	5	0.35%	0	233
Precinct 04	1179	3000	994	198	19.92%	138	13.88%	651	65.49%	7	0.70%	0	185
Precinct 05	1805	5157	1533	454	29.62%	215	14.02%	861	56.16%	3	0.20%	0	272
Precinct 06	1167	2743	992	237	23.89%	107	10.79%	646	65.12%	2	0.20%	0	175
Precinct 07	1220	3378	1034	262	25.34%	131	12.67%	640	61.90%	1	0.10%	0	186
Precinct 08	1627	4956	1366	413	30.23%	204	14.93%	746	54.61%	3	0.22%	2	259
Precinct 09	187	514	161	51	31.68%	15	9.32%	95	59.01%	0	0.00%	0	26
Precinct 10	1328	2963	1163	320	27.52%	137	11.78%	706	60.71%	0	0.00%	0	165
Precinct 11	1091	2427	912	295	32.35%	97	10.64%	516	56.58%	4	0.44%	0	179
Precinct 12	1098	2914	929	307	33.05%	110	11.84%	510	54.90%	2	0.22%	0	169
Precinct 13	648	1817	568	200	35.21%	90	15.85%	276	48.59%	2	0.35%	0	80
Precinct 14	938	2058	778	313	40.23%	88	11.31%	375	48.20%	2	0.26%	0	160
Precinct 15	225	611	186	65	34.95%	34	18.28%	86	46.24%	1	0.54%	0	39
Precinct 16	1240	2582	1017	311	30.58%	83	8.16%	623	61.26%	0	0.00%	0	223
Precinct 17	1509	3289	1258	458	36.41%	111	8.82%	684	54.37%	5	0.40%	0	251
Precinct 18	216	479	169	64	37.87%	21	12.43%	84	49.70%	0	0.00%	0	47
Total	19686	48486	16637	4944	29.72%	2073	12.46%	9579	57.58%	41	0.25%	3	3046



I hereby certify the votes recorded on this abstract correctly summarize the tally of votes cast at the election indicated.

Diris D. Murphy
 Diris D. Murphy
 Coos County Clerk

Certified - Final Official Canvass of Votes

May 17, 2022 Primary Election

All Precincts, All Districts, All Counter Groups, All ScanStations, All Contests, All Boxes

Total Ballots Cast: 19699, Registered Voters: 48486, Overall Turnout: 40.63%

19 precincts reported out of 19 total

6-194 Charleston Area tax on short-term lodging (Vote for 1)

Precinct	Ballots Cast	Reg. Voters	Total Votes	Yes	No	Over Votes	Under Votes
Precinct 01	859	2043	811	423 52.16%	388 47.84%	0	48
Precinct 02	1689	3502	1605	871 54.27%	734 45.73%	0	84
Precinct 03	1660	4053	1591	1016 63.86%	575 36.14%	0	69
Precinct 04	1179	3000	1125	739 65.69%	386 34.31%	1	53
Precinct 05	1805	5157	1743	1076 61.73%	667 38.27%	0	62
Precinct 06	1167	2743	1122	759 67.65%	363 32.35%	0	45
Precinct 07	1220	3378	1174	750 63.88%	424 36.12%	0	46
Precinct 08	1627	4956	1501	791 52.70%	710 47.30%	0	126
Precinct 09	187	514	181	100 55.25%	81 44.75%	0	6
Precinct 10	1328	2963	1244	695 55.87%	549 44.13%	0	84
Precinct 11	1091	2427	1010	465 46.04%	545 53.96%	0	81
Precinct 12	1098	2914	1002	541 53.99%	461 46.01%	0	96
Precinct 13	648	1817	603	253 41.96%	350 58.04%	0	45
Precinct 14	938	2058	845	342 40.47%	503 59.53%	0	93
Precinct 15	225	611	202	69 34.16%	133 65.84%	0	23
Precinct 16	1240	2582	1117	783 70.10%	334 29.90%	0	123
Precinct 17	1509	3289	1370	799 58.32%	571 41.68%	0	139
Precinct 18	216	479	195	88 45.13%	107 54.87%	0	21
Total	19686	48486	18441	10560 57.26%	7881 42.74%	1	1244



I hereby certify the votes recorded on this abstract correctly summarize the tally of votes cast at the election indicated.

Diris D. Murphy
 Diris D. Murphy
 Coos County Clerk

Certified - Final Official Canvass of Votes

May 17, 2022 Primary Election

All Precincts, All Districts, All Counter Groups, All ScanStations, All Contests, All Boxes

Total Ballots Cast: 19699, Registered Voters: 48486, Overall Turnout: 40.63%

19 precincts reported out of 19 total

6-196 Coos Bay Bonds for Library & 911 Communication Center (Vote for 1)

Precinct	Ballots Cast	Reg. Voters	Total Votes	Yes		No		Over Votes	Under Votes
Precinct 05	1776	5073	1712	686	40.07%	1026	59.93%	0	64
Precinct 06	1166	2728	1130	475	42.04%	655	57.96%	0	36
Precinct 07	1217	3365	1173	423	36.06%	750	63.94%	0	44
Total	4159	11166	4015	1584	39.45%	2431	60.55%	0	144



I hereby certify the votes recorded on this abstract correctly summarize the tally of votes cast at the election indicated.

Diris D. Murphy
 Diris D. Murphy
 Coos County Clerk

Certified - Final Official Canvass of Votes

May 17, 2022 Primary Election

All Precincts, All Districts, All Counter Groups, All ScanStations, All Contests, All Boxes

Total Ballots Cast: 19699, Registered Voters: 48486, Overall Turnout: 40.63%

19 precincts reported out of 19 total

Page: 134 of 134

2022-06-08

15:07:30

6-195 North Bend School Bonds to Repair and Update Schools (Vote for 1)

Precinct	Ballots Cast	Reg. Voters	Total Votes	Yes		No		Over Votes	Under Votes
Precinct 01	859	2043	813	352	43.30%	461	56.70%	0	46
Precinct 02	1602	3296	1557	688	44.19%	869	55.81%	0	45
Precinct 03	1660	4053	1618	834	51.55%	784	48.45%	0	42
Precinct 04	1179	3000	1126	658	58.44%	468	41.56%	0	53
Total	5300	12392	5114	2532	49.51%	2582	50.49%	0	186



I hereby certify the votes recorded on this abstract correctly summarize the tally of votes cast at the election indicated.

Diris D. Murphy

Diris D. Murphy
Coos County Clerk