

WITH 18 OF 18 PRECINCTS REPORTING

	RVN				BCN				VTN			
RVT	RVD	RVR	EOO		BCR	AAO		VTR	OUO			
E00	EOE	EOE	GTN		AAE	LSN		OUE	TRN			
GTT	GTM	GTP	IEP		BCD	LSP	LTP	VTD	TRP	ENP		
IEA	IEO	IEU	SRA	BCT	AAE	LTU	O A	OUE	ENU	ROA		
SRL	SRC	SRB	TSR	AAO	LSM	O B	T R	TRM	ROB	UR		
TS	TSR	TSL	E T	LST	LTO	T L	S T	ENO	UL	TT		
E	E A	E I	R I	LTA	O C	S I	I	I ROC	TI	I		
R	R T	R R	C E	S O	L T	R C	S	UR	C	S		
E	E	E	A D	A T	S A	A	A	A	T A	A	A	A
D	D	D	N	N	S	T	N	N	T	N	N	N

0001 LAKESIDE CITY & RURAL	1336	468	507	361	609	252	267	90	53.85	52.66	24.93
0002 RURAL NORTH BEND	2505	998	953	554	1302	577	519	206	57.82	54.46	37.18
0003 NORTH BEND CITY WEST	2856	1143	1039	674	1285	611	494	180	53.46	47.55	26.71
0004 NORTH BEND CITY EAST	2135	867	763	505	1000	475	382	143	54.79	50.07	28.32
0005 COOS BAY CITY WEST	3173	1308	1003	862	1354	653	468	233	49.92	46.66	27.03
0006 COOS BAY CITY - MID	2018	839	740	439	918	436	359	123	51.97	48.51	28.02
0007 COOS BAY CITY EAST	2356	957	756	643	940	443	335	162	46.29	44.31	25.19
0008 RURAL COOS BAY EAST	2993	1232	923	838	1197	577	426	194	46.83	46.15	23.15
0009 RURAL COOS BAY WEST	338	134	101	103	156	73	57	26	54.48	56.44	25.24
0010 RURAL COOS BAY	2472	956	932	584	1224	523	517	184	54.71	55.47	31.51
0011 RURAL COQUILLE	1875	647	794	434	945	355	458	132	54.87	57.68	30.41
0012 COQUILLE CITY	2016	711	794	511	1000	369	461	170	51.90	58.06	33.27
0013 MYRTLE POINT CITY	1205	430	478	297	725	289	306	130	67.21	64.02	43.77
0014 RURAL MYRTLE POINT	1527	476	744	307	903	322	469	112	67.65	63.04	36.48
0015 POWERS CITY & RURAL	472	176	151	145	198	76	75	47	43.18	49.67	32.41
0016 BANDON CITY	1734	689	572	473	901	391	310	200	56.75	54.20	42.28
0017 RURAL BANDON	2114	749	842	523	1063	418	454	191	55.81	53.92	36.52
0018 RURAL BANDON-2CJ CURRY	303	98	134	71	161	59	74	28	60.20	55.22	39.44
CANDIDATE TOTALS	33428	12878	12226	8324	15881	6899	6431	2551	53.57	52.60	30.65

RUN DATE:06/01/12 02:51 PM

REPORT-EL111 PAGE 0001

United States President - Dem


WITH 18 OF 18 PRECINCTS REPORTING

Vote for 1

	W r i t t e n e d	O V E R S E E S	U N D E R S E E S
0001 LAKESIDE CITY & RURAL	193	18	0 41
0002 RURAL NORTH BEND	426	53	0 98
0003 NORTH BEND CITY WEST	468	36	0 107
0004 NORTH BEND CITY EAST	399	17	0 59
0005 COOS BAY CITY WEST	497	49	0 107
0006 COOS BAY CITY - MID	357	24	0 55
0007 COOS BAY CITY EAST	367	21	0 55
0008 RURAL COOS BAY EAST	452	46	0 79
0009 RURAL COOS BAY WEST	59	5	0 9
0010 RURAL COOS BAY	389	41	0 93
0011 RURAL COQUILLE	242	27	0 86
0012 COQUILLE CITY	272	29	0 68
0013 MYRTLE POINT CITY	198	29	0 62
0014 RURAL MYRTLE POINT	191	46	0 85
0015 POWERS CITY & RURAL	49	9	0 18
0016 BANDON CITY	331	24	0 36
0017 RURAL BANDON	328	35	0 55
0018 RURAL BANDON-2CJ CURRY	43	6	0 10
CANDIDATE TOTALS	5261	515	1123
CANDIDATE PERCENT	91.08	8.91	

I HEREBY CERTIFY THAT THE ABOVE RESULTS ARE TRUE AND CORRECT

TERRI L. TURI, CCC  
COOS COUNTY CLERK



RUN DATE:06/01/12 03:03 PM

REPORT-EL111

PAGE 0001

Representative in Congress, Dist. 4 - Dem


WITH 18 OF 18 PRECINCTS REPORTING

Vote for 1

	P	A	D	M	L	R	W	O	V	U	V
	e	e	t	e	t	b	i	V	O	N	O
	t	r	z	r	e	s	-	E	T	D	T
	i	w	o	i	R	E	E	S	R	S	
	o	n	n								
0001 LAKESIDE CITY & RURAL	205	36	0	0	0	11					
0002 RURAL NORTH BEND	466	90	1	0	0	20					
0003 NORTH BEND CITY WEST	502	95	0	0	0	14					
0004 NORTH BEND CITY EAST	423	44	0	0	0	8					
0005 COOS BAY CITY WEST	545	91	2	0	0	15					
0006 COOS BAY CITY - MID	366	56	2	0	0	12					
0007 COOS BAY CITY EAST	380	53	4	0	0	6					
0008 RURAL COOS BAY EAST	479	82	1	0	0	15					
0009 RURAL COOS BAY WEST	61	11	0	0	0	1					
0010 RURAL COOS BAY	419	84	3	0	0	17					
0011 RURAL COQUILLE	262	79	1	0	0	13					
0012 COQUILLE CITY	304	50	0	0	0	15					
0013 MYRTLE POINT CITY	216	61	0	0	0	12					
0014 RURAL MYRTLE POINT	211	88	0	0	0	23					
0015 POWERS CITY & RURAL	53	21	0	0	0	2					
0016 BANDON CITY	346	36	1	0	0	8					
0017 RURAL BANDON	342	66	2	0	0	8					
0018 RURAL BANDON-2CJ CURRY	48	10	0	0	0	1					
CANDIDATE TOTALS	5628	1053	17			201					
CANDIDATE PERCENT	84.02	15.72	.25								

I HEREBY CERTIFY THAT THE ABOVE RESULTS ARE TRUE AND CORRECT

TERRI L. TURI, CCC  
COOS COUNTY CLERK



RUN DATE:06/01/12 03:04 PM

REPORT-EL111

PAGE 0001


Secretary of State - Dem

WITH 18 OF 18 PRECINCTS REPORTING


Vote for 1

	W r i t e r s P D W i t h K B a r t o e w 	U n i t e d S t a t e V o t e r s O V U V V O N O E T D T R E E E S R S			
0001 LAKESIDE CITY & RURAL	184	26	2	0	40
0002 RURAL NORTH BEND	429	83	0	0	65
0003 NORTH BEND CITY WEST	473	59	2	0	77
0004 NORTH BEND CITY EAST	358	44	2	0	71
0005 COOS BAY CITY WEST	492	73	3	0	85
0006 COOS BAY CITY - MID	325	40	2	1	68
0007 COOS BAY CITY EAST	340	39	1	0	63
0008 RURAL COOS BAY EAST	420	64	4	0	89
0009 RURAL COOS BAY WEST	50	9	0	0	14
0010 RURAL COOS BAY	363	58	4	0	98
0011 RURAL COQUILLE	244	35	1	0	75
0012 COQUILLE CITY	265	45	1	0	58
0013 MYRTLE POINT CITY	199	41	3	0	46
0014 RURAL MYRTLE POINT	201	41	2	0	78
0015 POWERS CITY & RURAL	53	7	0	0	16
0016 BANDON CITY	324	16	1	0	50
0017 RURAL BANDON	311	37	0	0	70
0018 RURAL BANDON-2CJ CURRY	50	2	0	0	7
CANDIDATE TOTALS	5081	719	28	1	1070
CANDIDATE PERCENT	87.18	12.33	.48		

I HEREBY CERTIFY THAT THE ABOVE RESULTS ARE TRUE AND CORRECT .



TERRI L. TURI, CCC  
COOS COUNTY CLERK



RUN DATE:06/01/12 03:04 PM

REPORT-EL111 PAGE 0001

State Treasurer - Dem

WITH 18 OF 18 PRECINCTS REPORTING


Vote for 1

	W r i t t e n	O V V O E T R E S	U V N O D T D T E E R S
0001 LAKESIDE CITY & RURAL	184	0	68
0002 RURAL NORTH BEND	438	4	135
0003 NORTH BEND CITY WEST	451	2	158
0004 NORTH BEND CITY EAST	339	1	135
0005 COOS BAY CITY WEST	491	3	159
0006 COOS BAY CITY - MID	315	1	120
0007 COOS BAY CITY EAST	334	1	108
0008 RURAL COOS BAY EAST	417	1	159
0009 RURAL COOS BAY WEST	49	0	24
0010 RURAL COOS BAY	360	2	161
0011 RURAL COQUILLE	226	1	128
0012 COQUILLE CITY	273	2	94
0013 MYRTLE POINT CITY	209	1	78
0014 RURAL MYRTLE POINT	209	2	111
0015 POWERS CITY & RURAL	50	0	26
0016 BANDON CITY	282	2	107
0017 RURAL BANDON	281	1	136
0018 RURAL BANDON-2CJ CURRY	40	0	19
CANDIDATE TOTALS	4948	24	1926
CANDIDATE PERCENT	99.51	.48	

I HEREBY CERTIFY THAT THE ABOVE  
RESULTS ARE TRUE AND CORRECT



TERRI L. TURI, CCC  
COOS COUNTY CLERK



RUN DATE:06/01/12 03:05 PM

REPORT-EL111

PAGE 0001

Attorney General - Dem

WITH 18 OF 18 PRECINCTS REPORTING


Vote for 1

	ER l o l s D H e e i w o n n t i l b e g t l h o u i t n m n -----	W r i O V U V V O N O E T D T R E E E S R S -----			
0001 LAKESIDE CITY & RURAL	108	107	0	1	36
0002 RURAL NORTH BEND	197	311	2	0	67
0003 NORTH BEND CITY WEST	240	288	1	0	82
0004 NORTH BEND CITY EAST	155	246	0	0	74
0005 COOS BAY CITY WEST	237	318	3	0	95
0006 COOS BAY CITY - MID	149	217	1	1	68
0007 COOS BAY CITY EAST	144	223	1	0	75
0008 RURAL COOS BAY EAST	180	312	2	0	83
0009 RURAL COOS BAY WEST	19	38	0	0	16
0010 RURAL COOS BAY	194	240	0	0	89
0011 RURAL COQUILLE	122	165	0	0	68
0012 COQUILLE CITY	126	183	1	0	59
0013 MYRTLE POINT CITY	95	139	2	0	53
0014 RURAL MYRTLE POINT	108	139	2	0	73
0015 POWERS CITY & RURAL	18	40	0	0	18
0016 BANDON CITY	118	211	2	0	60
0017 RURAL BANDON	125	223	0	0	70
0018 RURAL BANDON-2CJ CURRY	11	38	0	0	10
CANDIDATE TOTALS	2346	3438	17	2	1096
CANDIDATE PERCENT	40.44	59.26	.29		

I HEREBY CERTIFY THAT THE ABOVE RESULTS ARE TRUE AND CORRECT .



TERRI L. TURI, CCC  
COOS COUNTY CLERK



RUN DATE:06/01/12 03:05 PM

REPORT-EL111 PAGE 0001

State Senator, District 1 - Dem

WITH 10 OF 10 PRECINCTS REPORTING


Vote for 1

	W r i t t e n s	O V O E T R E S	U V N O D T D T E E R S
0009 RURAL COOS BAY WEST	38	0	35
0010 RURAL COOS BAY	307	6	210
0011 RURAL COQUILLE	200	10	145
0012 COQUILLE CITY	232	5	132
0013 MYRTLE POINT CITY	180	7	102
0014 RURAL MYRTLE POINT	189	2	131
0015 POWERS CITY & RURAL	45	0	31
0016 BANDON CITY	247	10	134
0017 RURAL BANDON	246	2	170
0018 RURAL BANDON-2CJ CURRY	35	2	22
CANDIDATE TOTALS	1719	44	1112
CANDIDATE PERCENT	97.50	2.49	

I HEREBY CERTIFY THAT THE ABOVE  
RESULTS ARE TRUE AND CORRECT



TERRI L. TURI, CCC  
COOS COUNTY CLERK



RUN DATE:06/01/12 03:05 PM

REPORT-EL111

PAGE 0001

State Senator, District 5 - Dem


WITH 8 OF 8 PRECINCTS REPORTING

Vote for 1

	W r i t t e n	A R o t t e n	O V O V O E T R E S	U V N O D T D T E E R S
0001 LAKESIDE CITY & RURAL	196	5	0	51
0002 RURAL NORTH BEND	469	15	0	93
0003 NORTH BEND CITY WEST	478	13	0	120
0004 NORTH BEND CITY EAST	390	5	0	80
0005 COOS BAY CITY WEST	528	16	0	109
0006 COOS BAY CITY - MID	367	9	0	60
0007 COOS BAY CITY EAST	376	11	0	56
0008 RURAL COOS BAY EAST	450	16	0	111
CANDIDATE TOTALS	3254	90		680
CANDIDATE PERCENT	97.30	2.69		

I HEREBY CERTIFY THAT THE ABOVE RESULTS ARE TRUE AND CORRECT

TERRI L. TURI, CCC  
COOS COUNTY CLERK





RUN DATE:06/01/12 03:06 PM

REPORT-EL111 PAGE 0001

State Representative, District 1 - Dem

WITH 10 OF 10 PRECINCTS REPORTING


Vote for 1

	W r i t t e n	J K i l m a h r	O V V O E T R E S	U V N O D T E E R S
0009 RURAL COOS BAY WEST	38	0	0	35
0010 RURAL COOS BAY	301	7	0	215
0011 RURAL COQUILLE	193	4	0	158
0012 COQUILLE CITY	222	4	0	143
0013 MYRTLE POINT CITY	183	6	0	100
0014 RURAL MYRTLE POINT	186	3	0	133
0015 POWERS CITY & RURAL	45	0	0	31
0016 BANDON CITY	233	7	0	151
0017 RURAL BANDON	238	4	0	176
0018 RURAL BANDON-2CJ CURRY	35	1	0	23
CANDIDATE TOTALS	1674	36		1165
CANDIDATE PERCENT	97.89	2.10		

I HEREBY CERTIFY THAT THE ABOVE RESULTS ARE TRUE AND CORRECT



TERRI L. TURI, CCC  
COOS COUNTY CLERK



RUN DATE:06/01/12 03:06 PM

REPORT-EL111

PAGE 0001

State Representative, District 9 - Dem


WITH 8 OF 8 PRECINCTS REPORTING

Vote for 1

	W r i t e r s	O V E R S E E S	U V O N O D T E E R S
0001 LAKESIDE CITY & RURAL	169	4	0 79
0002 RURAL NORTH BEND	420	10	0 147
0003 NORTH BEND CITY WEST	448	10	0 153
0004 NORTH BEND CITY EAST	346	2	0 127
0005 COOS BAY CITY WEST	492	3	0 158
0006 COOS BAY CITY - MID	338	4	0 94
0007 COOS BAY CITY EAST	345	9	0 89
0008 RURAL COOS BAY EAST	392	19	0 166
CANDIDATE TOTALS	2950	61	1013
CANDIDATE PERCENT	97.97	2.02	

I HEREBY CERTIFY THAT THE ABOVE RESULTS ARE TRUE AND CORRECT

TERRI L. TURI, CCC  
COOS COUNTY CLERK



RUN DATE:06/01/12 03:07 PM

REPORT-EL111

PAGE 0001

United States President - Rep


WITH 18 OF 18 PRECINCTS REPORTING

Vote for 1

	R i a c n k t	S e i w n t g	N G e i w n t g	M R i o t	W r i t	O V V O E T R E S	U V N O D T E E R S
0001 LAKESIDE CITY & RURAL	19	26	21	188	3	0	10
0002 RURAL NORTH BEND	50	42	37	355	6	0	29
0003 NORTH BEND CITY WEST	36	49	30	342	6	0	31
0004 NORTH BEND CITY EAST	37	52	26	245	7	0	15
0005 COOS BAY CITY WEST	58	64	37	271	4	0	34
0006 COOS BAY CITY - MID	28	38	21	231	9	0	32
0007 COOS BAY CITY EAST	27	50	23	209	8	0	18
0008 RURAL COOS BAY EAST	40	53	28	278	4	0	23
0009 RURAL COOS BAY WEST	6	8	7	35	1	0	0
0010 RURAL COOS BAY	54	56	30	348	5	0	24
0011 RURAL COQUILLE	38	67	34	296	2	0	21
0012 COQUILLE CITY	47	51	24	316	7	0	16
0013 MYRTLE POINT CITY	33	27	37	184	6	0	19
0014 RURAL MYRTLE POINT	40	55	41	299	5	0	29
0015 POWERS CITY & RURAL	7	10	7	48	1	0	2
0016 BANDON CITY	31	34	14	208	4	0	19
0017 RURAL BANDON	41	68	21	309	1	0	14
0018 RURAL BANDON-2CJ CURRY	12	13	3	45	0	0	1
CANDIDATE TOTALS	604	763	441	4207	79		337
CANDIDATE PERCENT	9.91	12.52	7.23	69.03	1.29		

I HEREBY CERTIFY THAT THE ABOVE RESULTS ARE TRUE AND CORRECT

TERRI L. TURI, CCC  
COOS COUNTY CLERK



RUN DATE:06/01/12 03:07 PM

REPORT-EL111 PAGE 0001

Representative in Congress, Dist. 4 - Rep

WITH 18 OF 18 PRECINCTS REPORTING


Vote for 1

	A R r o t b i	W r i t	O V V O E T R E S	U V N O D T E E R S
0001 LAKESIDE CITY & RURAL	199	4	0	64
0002 RURAL NORTH BEND	396	8	0	115
0003 NORTH BEND CITY WEST	378	9	0	107
0004 NORTH BEND CITY EAST	299	12	0	71
0005 COOS BAY CITY WEST	374	9	0	85
0006 COOS BAY CITY - MID	247	7	0	105
0007 COOS BAY CITY EAST	252	9	0	74
0008 RURAL COOS BAY EAST	324	10	0	92
0009 RURAL COOS BAY WEST	42	1	0	14
0010 RURAL COOS BAY	397	10	0	110
0011 RURAL COQUILLE	352	11	0	95
0012 COQUILLE CITY	350	6	0	105
0013 MYRTLE POINT CITY	238	5	0	63
0014 RURAL MYRTLE POINT	350	2	0	117
0015 POWERS CITY & RURAL	58	5	0	12
0016 BANDON CITY	237	13	0	60
0017 RURAL BANDON	372	10	0	72
0018 RURAL BANDON-2CJ CURRY	63	1	0	10
CANDIDATE TOTALS	4928	132		1371
CANDIDATE PERCENT	97.39	2.60		

I HEREBY CERTIFY THAT THE ABOVE RESULTS ARE TRUE AND CORRECT



TERRI L. TURI, CCC  
COOS COUNTY CLERK



RUN DATE:06/01/12 03:08 PM

REPORT-EL111

PAGE 0001

Secretary of State - Rep

WITH 18 OF 18 PRECINCTS REPORTING


Vote for 1

	W r i t t e r n	O V V O E T R E S	U V N O D T E E R S
0001 LAKESIDE CITY & RURAL	190	1	0 78
0002 RURAL NORTH BEND	357	5	0 168
0003 NORTH BEND CITY WEST	336	10	0 153
0004 NORTH BEND CITY EAST	273	7	1 102
0005 COOS BAY CITY WEST	352	7	0 128
0006 COOS BAY CITY - MID	242	3	0 122
0007 COOS BAY CITY EAST	229	5	0 107
0008 RURAL COOS BAY EAST	284	10	0 146
0009 RURAL COOS BAY WEST	33	1	0 26
0010 RURAL COOS BAY	342	6	0 173
0011 RURAL COQUILLE	294	6	1 167
0012 COQUILLE CITY	311	5	0 150
0013 MYRTLE POINT CITY	208	4	0 100
0014 RURAL MYRTLE POINT	288	2	0 182
0015 POWERS CITY & RURAL	59	3	0 17
0016 BANDON CITY	217	8	0 100
0017 RURAL BANDON	321	5	1 139
0018 RURAL BANDON-2CJ CURRY	49	3	0 23
CANDIDATE TOTALS	4385	91	3 2081
CANDIDATE PERCENT	97.96	2.03	

I HEREBY CERTIFY THAT THE ABOVE RESULTS ARE TRUE AND CORRECT



TERRI L. TURI, CCC  
COOS COUNTY CLERK





RUN DATE:06/01/12 03:08 PM

REPORT-EL111

PAGE 0001

State Treasurer - Rep


WITH 18 OF 18 PRECINCTS REPORTING

Vote for 1

	N	C	F	
	o	a	i	W
	n	l	r	
	d	e	i	
	i	d	t	O V U V
	d	e		V O N O
	a	-		E T D T
	t	i	R E	E E
	e	n	S	R S
0001 LAKESIDE CITY & RURAL	0	20	0	249
0002 RURAL NORTH BEND	0	16	0	514
0003 NORTH BEND CITY WEST	0	40	0	459
0004 NORTH BEND CITY EAST	0	33	0	350
0005 COOS BAY CITY WEST	0	18	0	469
0006 COOS BAY CITY - MID	0	13	0	354
0007 COOS BAY CITY EAST	0	26	0	315
0008 RURAL COOS BAY EAST	0	36	0	404
0009 RURAL COOS BAY WEST	0	5	0	55
0010 RURAL COOS BAY	0	28	0	493
0011 RURAL COQUILLE	0	29	0	439
0012 COQUILLE CITY	0	20	0	446
0013 MYRTLE POINT CITY	0	13	0	299
0014 RURAL MYRTLE POINT	0	13	0	459
0015 POWERS CITY & RURAL	0	5	0	74
0016 BANDON CITY	0	25	0	300
0017 RURAL BANDON	0	29	0	437
0018 RURAL BANDON-2CJ CURRY	0	7	0	68
CANDIDATE TOTALS		376		6184
CANDIDATE PERCENT		100.00		

I HEREBY CERTIFY THAT THE ABOVE RESULTS ARE TRUE AND CORRECT .

TERRI L. TURI, CCC  
COOS COUNTY CLERK



**STATE OF OREGON  
ABSTRACT OF WRITE-IN VOTES  
REPUBLICAN & NAV-R BALLOTS**

Coos County  
May 15, 2012 Primary Election

State Treasurer  
Republican

Final Official Report

	Precincts																		Totals
	1	2	3	4	5	6	7	8	9	10	11	12	13	14	15	16	17	18	
Undervotes/NAV-R	2	11	4	1	17	7	6	13	3	3	7	5	6	3	4	12	9	1	114
Blank	1	1	4	1	1	1	1	2	2	3	1	1	2	1	1	2	2	2	25
Miscellaneous				1	1	1				1									4
Cox, Thomas	13	10	20	17	5	6	14	13	2	12	14	9	4	7	1	9	18	3	177
Wheeler, Ted	1	2	8	6	3	2	5	6		4	3	5	3	1	10		2		61
Holton, Dwight			1																1
Reavis, Daryl	1																		1
Doe, Joe	1																		1
Ross, Theodore D.	1																		1
Gowen, Ed	1																		1
Morse, Frank	1																		1
Whitney, Vicki			1																1
McDaniel, Suzie			1																1
Cox, Lena			1																1
Henry, Kathleen			2																2
Richardson, Leonard H.			2																2
Waller, John			1																1
Ward, Mark			1																1
Barton, Jon			1																1
Sanne, Randall			1																1
Wells, D. Paul			1																1
McRae, Mark			2																2
Thegg, Mary L.			1																1
Pilat, Pontious			1																1
Shands, Scott			1																1
Escoto, Jordan M.			1																1
Nix, Sarah					2														2
Gordon, Michael					1		1												2
Gray, Shirley					1														1
Jones, Zach					1														1
Telfer, Chris					2		1												3
Livingstone, John					1														1
Newman, Alfred E.						1													1



Precincts

	1	2	3	4	5	6	7	8	9	10	11	12	13	14	15	16	17	18	Totals
Smith, Mike						1													1
Tersigni, Steven						1													1
Zender, Kyle						1				1									2
Reichenberger, Zach							1												1
Watson, Greg D.							1												1
Woodsey, Douglas							1												1
Bailey, Edward							1												1
Burton, Jeff								1											1
Young, Greg								1											1
Cary, Paul								1											1
Rieber, Larry								1											1
Herbert, Tim								1											1
Vergar, Joann								1											1
Erickson, Kathy								1											1
Kruse, Jeff								2											2
Cook, Pat								1											1
Van Rouyon, Hans								1											1
Howard, Jenell								1											1
Barton, Mary								1											1
Wesenberg, Rick								1											1
Brick, Fred								1											1
Gove, Clare									1										1
Gilliland, Linda									1										1
Hodder, Jan									1										1
Rowe, Margaret										1									1
Voelinger, Richard E.										1									1
Brown, Kate										1			1				1		3
Main, Bob										1									1
Sweet, John										1									1
Walker, David										1									1
Jacobson, Torrey											1								1
Tedrow, Ken											1								1
Robinson, Matthew L.											1								1
Sax, Dan											1								1
Davis, Randall James											1								1
Joling, Ron											2								2
Turner, Karen A.											1								1
Dixon, Chad											1								1
Kremer, Rob											3								3
Thomas, Lowell												1							1
Robinette, Timothy												1							1
Davis, Patricia												1							1

Precincts

	1	2	3	4	5	6	7	8	9	10	11	12	13	14	15	16	17	18	Totals
Beard, Jim												1							1
Owen, Beverly												1							1
Ulmer, Randy												1							1
Mansfield, Chelsea													1						1
Bushner, Paul													1						1
McAlpin, Patti													1						1
Harmon, Tom														1					1
Smith, James A.														1					1
Brown, Tom														1					1
Robertson, Timothy														1					1
Reule, Rosi															1				1
Allen, Dean															1				1
Rector, Mark															1				1
Warner, William J.																1			1
Bueler, Knute																1			1
Snell, Thomas																2			2
Galvin, Bill (William)																	2		2
Bishop, Tom																	1		1
Malin, Norma																	1		1
Woods, Lorena																	1		1
Longhand, Brian																	1		1
Thompson, Bob																	1		1
Gingrich, Newt																	1		1
TOTAL WRITE-INS	22	27	44	34	35	20	32	49	8	31	36	25	19	16	9	37	38	8	376

I HEREBY CERTIFY THAT THE ABOVE RESULTS ARE TRUE AND CORRECT



TERRI L. TURI, CCC  
COOS COUNTY CLERK



RUN DATE:06/01/12 03:08 PM

REPORT-EL111 PAGE 0001

Attorney General - Rep

WITH 18 OF 18 PRECINCTS REPORTING

Vote for 1


N C F				
o a i	W			
n l	r			
d e	i			
i d	t	O V	U V	
d e		V O	N O	
a -		E T	D T	
t i		R E	E E	
e n		S	R S	

0001 LAKESIDE CITY & RURAL	0	21	0	248
0002 RURAL NORTH BEND	0	19	0	511
0003 NORTH BEND CITY WEST	0	43	0	456
0004 NORTH BEND CITY EAST	0	38	0	345
0005 COOS BAY CITY WEST	0	24	0	463
0006 COOS BAY CITY - MID	0	13	0	354
0007 COOS BAY CITY EAST	0	22	0	319
0008 RURAL COOS BAY EAST	0	43	0	397
0009 RURAL COOS BAY WEST	0	4	0	56
0010 RURAL COOS BAY	0	29	0	492
0011 RURAL COQUILLE	0	31	0	437
0012 COQUILLE CITY	0	28	0	438
0013 MYRTLE POINT CITY	0	12	0	300
0014 RURAL MYRTLE POINT	0	15	0	457
0015 POWERS CITY & RURAL	0	6	0	73
0016 BANDON CITY	0	23	0	302
0017 RURAL BANDON	0	28	0	438
0018 RURAL BANDON-2CJ CURRY	0	7	0	68
CANDIDATE TOTALS		406		6154
CANDIDATE PERCENT		100.00		

I HEREBY CERTIFY THAT THE ABOVE RESULTS ARE TRUE AND CORRECT



TERRI L. TURI, CCC  
COOS COUNTY CLERK



**STATE OF OREGON  
ABSTRACT OF WRITE-IN VOTES  
REPUBLICAN & NAV-R BALLOTS**

Coos County  
May 15, 2012 Primary Election

Attorney General  
Republican

Final Official Report

	Precincts																		Totals
	1	2	3	4	5	6	7	8	9	10	11	12	13	14	15	16	17	18	
Undervotes/NAV-R	1	11	3	1	17	7	6	11	3	3	6	5	6	3	4	12	9	1	109
Blank	1		2	1	1		1	2		1				1	2		1	2	15
Miscellaneous				2	1														3
Rosenblum, Ellen	5	1	3	3	4	1	3	10	5	2	2	4	2	2	2	6	1	1	55
Buchal, James	12	10	20	18	6	6	11	10	2	11	16	9	3	8	1	9	17	3	172
Holton, Dwight	1	6	11	7	5	3	3	7	1	5	5	6	1	2	3	2	1		69
Doe, John	1																		1
Ross, Theodore D.	1																		1
Prater, Thomas Jr.			1																1
Brasch, Mr.			1																1
Ellen				1															1
Hardy, Nick				1															1
Mejia, Lorenzo				1															1
Henry, Kathleen				1															1
Nugent, Ted				1															1
Lasher, Mel				1															1
Willis, Jan				1															1
Maine, Robert				1															1
McRae, Mark				2															2
Thegg, Mary L.				1															1
Curley, Loren				1															1
Shands, Scott				1															1
Escoto, Jordan M.				1															1
Gould, Adam Q.					1														1
Melvin, Margaret					1														1
Middleton, Rick					1														1
Bowers, David					1														1
Weit, Austin					1														1
Gerdes, Ed					1														1
Kroger					1														1
Smith, John						1													1
Curelo, Joel							1												1
Hoffine, Rick								1											1

Precincts

	1	2	3	4	5	6	7	8	9	10	11	12	13	14	15	16	17	18	Totals
Hatley, Brandon							1												1
Watson, Greg D.							1												1
Hallmark, Doyle							1												1
Gillespie, John							1												1
McRaney, Gerald								1											1
Cary, Paul								1											1
Bauder, Steve								1											1
Herbert, Josephine								1											1
Paul, Ron								1	1										2
Erickson, Kathy								1											1
Starr, Bruce								2											2
Cook, Pat								1											1
Stone, Mike								1											1
Taylor, Rob								1											1
Hughes, Ryan								1											1
Hadlock, Erica								1											1
Fudge, Cornelius								1											1
Hinrichs, Dan									1										1
Salvatore, Sydney										1									1
Lagrou, Douglas									1										1
Main, Bob									1										1
Ferguson, Dan									1										1
Jacobson, Torrey									1										1
Jecrima, Katie									1										1
Joling, Ron											2								2
Davis, Randall James										1									1
Cook, Mike										1									1
Cribbins, Melissa										1									1
Tedrow, Ken										1									1
Chard, Michael										1									1
Stone, Martin										1									1
Davis, Patricia											1								1
Beard, Jim										1									1
Muenchrath, Matt										1									1
Burgett, Paul										1									1
Hernandez, Manuel											2								2
Hamilton, Albert										1									1
Brown, Jermaine										1									1
Holcomb										1									1
Mansfield, Chelsea												1							1
Rams, Ron												1							1
Cox, Thomas													1				1		2



RUN DATE:06/01/12 03:09 PM

REPORT-EL111

PAGE 0001

State Senator, District 1 - Rep

WITH 10 OF 10 PRECINCTS REPORTING

Vote for 1

	W r i t t e n	J K e r f u f s e	O V V O E T R E S	U V N O D T D T E E R S
0009 RURAL COOS BAY WEST	33	1	0	23
0010 RURAL COOS BAY	371	1	0	145
0011 RURAL COQUILLE	315	2	0	141
0012 COQUILLE CITY	327	1	0	133
0013 MYRTLE POINT CITY	218	1	0	87
0014 RURAL MYRTLE POINT	330	1	0	138
0015 POWERS CITY & RURAL	58	0	0	17
0016 BANDON CITY	229	3	0	78
0017 RURAL BANDON	344	1	0	109
0018 RURAL BANDON-2CJ CURRY	60	2	0	12
CANDIDATE TOTALS	2285	13		883
CANDIDATE PERCENT	99.43	.56		

I HEREBY CERTIFY THAT THE ABOVE RESULTS ARE TRUE AND CORRECT



TERRI L. TURI, CCC  
COOS COUNTY CLERK



RUN DATE:06/01/12 03:09 PM

REPORT-EL111 PAGE 0001

State Senator, District 5 - Rep

WITH 8 OF 8 PRECINCTS REPORTING

Vote for 1

	S R c o o b t e t r t s	W r i t e - i n	O V V O E T R E S	U V N O D T E E R S
0001 LAKESIDE CITY & RURAL	208	3	0	56
0002 RURAL NORTH BEND	419	4	0	96
0003 NORTH BEND CITY WEST	409	6	0	79
0004 NORTH BEND CITY EAST	322	5	0	55
0005 COOS BAY CITY WEST	392	5	0	71
0006 COOS BAY CITY - MID	275	4	0	80
0007 COOS BAY CITY EAST	272	9	0	54
0008 RURAL COOS BAY EAST	331	5	0	90
CANDIDATE TOTALS	2628	41		581
CANDIDATE PERCENT	98.46	1.53		

I HEREBY CERTIFY THAT THE ABOVE  
RESULTS ARE TRUE AND CORRECT



TERRI L. TURI, CCC  
COOS COUNTY CLERK





RUN DATE:06/01/12 03:10 PM

REPORT-EL111 PAGE 0001

State Representative, District 1 - Rep

WITH 10 OF 10 PRECINCTS REPORTING


Vote for 1

	W K a r y n e g e r	W r i t t e - i n	O V V O E T R E S	U V N O D T D T E E R S
0009 RURAL COOS BAY WEST	37	1	0	19
0010 RURAL COOS BAY	404	1	0	112
0011 RURAL COQUILLE	360	3	0	95
0012 COQUILLE CITY	361	1	0	99
0013 MYRTLE POINT CITY	232	1	0	73
0014 RURAL MYRTLE POINT	354	1	0	114
0015 POWERS CITY & RURAL	63	1	0	11
0016 BANDON CITY	244	5	0	61
0017 RURAL BANDON	381	3	0	70
0018 RURAL BANDON-2CJ CURRY	67	1	0	6
CANDIDATE TOTALS	2503	18		660
CANDIDATE PERCENT	99.28	.71		

I HEREBY CERTIFY THAT THE ABOVE  
RESULTS ARE TRUE AND CORRECT



TERRI L. TURI, CCC  
COOS COUNTY CLERK



RUN DATE:06/01/12 03:10 PM

REPORT-EL111

PAGE 0001

State Representative, District 9 - Rep

WITH 8 OF 8 PRECINCTS REPORTING

Vote for 1

	N B a r n o c u y h a r d	W r i t e - i n	O V V O E T R E S	U V N O D T E E R S
0001 LAKESIDE CITY & RURAL	176	3	0	88
0002 RURAL NORTH BEND	366	2	0	151
0003 NORTH BEND CITY WEST	355	4	0	135
0004 NORTH BEND CITY EAST	284	4	0	94
0005 COOS BAY CITY WEST	346	4	0	118
0006 COOS BAY CITY - MID	225	9	0	125
0007 COOS BAY CITY EAST	230	7	0	98
0008 RURAL COOS BAY EAST	284	8	0	134
CANDIDATE TOTALS	2266	41		943
CANDIDATE PERCENT	98.22	1.77		

I HEREBY CERTIFY THAT THE ABOVE  
RESULTS ARE TRUE AND CORRECT,



TERRI L. TURI, CCC  
COOS COUNTY CLERK



RUN DATE:06/01/12 03:11 PM

REPORT-EL111

PAGE 0001

Judge of the Supreme Court, Position 3

WITH 18 OF 18 PRECINCTS REPORTING

Vote for 1

	T i m o t h y e	J e r c o m e n o a k	S e r v i c e r a w r i d n	W r i t t e - i n	O V V O E T R E S	U V N O D T E E R S
0001 LAKESIDE CITY & RURAL	123	154	160	2	1	169
0002 RURAL NORTH BEND	243	344	313	1	4	397
0003 NORTH BEND CITY WEST	232	332	332	2	2	385
0004 NORTH BEND CITY EAST	153	274	250	4	7	312
0005 COOS BAY CITY WEST	218	426	349	5	5	351
0006 COOS BAY CITY - MID	165	230	215	2	5	301
0007 COOS BAY CITY EAST	163	260	230	4	2	281
0008 RURAL COOS BAY EAST	206	317	292	3	4	375
0009 RURAL COOS BAY WEST	24	35	30	0	0	67
0010 RURAL COOS BAY	187	308	275	3	6	445
0011 RURAL COQUILLE	155	210	206	5	2	367
0012 COQUILLE CITY	151	254	253	2	6	334
0013 MYRTLE POINT CITY	127	167	220	1	1	209
0014 RURAL MYRTLE POINT	115	206	219	3	1	359
0015 POWERS CITY & RURAL	28	49	56	3	0	62
0016 BANDON CITY	150	256	201	5	9	280
0017 RURAL BANDON	148	316	253	3	3	340
0018 RURAL BANDON-2CJ CURRY	29	33	48	1	0	50
CANDIDATE TOTALS	2617	4171	3902	49	58	5084
CANDIDATE PERCENT	24.36	38.83	36.33	.45		

I HEREBY CERTIFY THAT THE ABOVE RESULTS ARE TRUE AND CORRECT -

TERRI L. TURI, CCC  
COOS COUNTY CLERK



RUN DATE:06/01/12 03:11 PM

REPORT-EL111 PAGE 0001

Judge of the Supreme Court, Position 2

WITH 18 OF 18 PRECINCTS REPORTING


Vote for 1

	W r i t t e n	O V V O E T R E S	U V N O D T D T E E R S
0001 LAKESIDE CITY & RURAL	382	0	227
0002 RURAL NORTH BEND	791	4	507
0003 NORTH BEND CITY WEST	816	3	466
0004 NORTH BEND CITY EAST	602	4	394
0005 COOS BAY CITY WEST	905	7	442
0006 COOS BAY CITY - MID	546	5	366
0007 COOS BAY CITY EAST	585	2	353
0008 RURAL COOS BAY EAST	725	8	464
0009 RURAL COOS BAY WEST	76	2	78
0010 RURAL COOS BAY	710	2	512
0011 RURAL COQUILLE	512	6	427
0012 COQUILLE CITY	587	3	410
0013 MYRTLE POINT CITY	457	0	268
0014 RURAL MYRTLE POINT	493	5	405
0015 POWERS CITY & RURAL	114	2	82
0016 BANDON CITY	542	6	353
0017 RURAL BANDON	580	6	477
0018 RURAL BANDON-2CJ CURRY	89	3	69
CANDIDATE TOTALS	9512	68	6300
CANDIDATE PERCENT	99.29	.70	

I HEREBY CERTIFY THAT THE ABOVE RESULTS ARE TRUE AND CORRECT ,



TERRI L. TURI, CCC  
 COOS COUNTY CLERK



RUN DATE:06/01/12 03:12 PM

REPORT-EL111

PAGE 0001

Judge of the Supreme Court, Position 6

WITH 18 OF 18 PRECINCTS REPORTING

Vote for 1

V	L	L	W		
i	i	r			
r	n	i			
g	d	t		O	V
i	e	e		V	O
n	r			E	T
i		i		R	E
a		n		S	
					E
					E
					R
					S

0001 LAKESIDE CITY & RURAL	359	1	0	249
0002 RURAL NORTH BEND	754	5	0	543
0003 NORTH BEND CITY WEST	774	5	0	506
0004 NORTH BEND CITY EAST	588	5	0	407
0005 COOS BAY CITY WEST	888	5	0	461
0006 COOS BAY CITY - MID	531	5	0	382
0007 COOS BAY CITY EAST	559	3	0	378
0008 RURAL COOS BAY EAST	689	16	0	492
0009 RURAL COOS BAY WEST	72	1	0	83
0010 RURAL COOS BAY	675	5	0	544
0011 RURAL COQUILLE	481	7	0	457
0012 COQUILLE CITY	556	7	0	437
0013 MYRTLE POINT CITY	451	2	0	272
0014 RURAL MYRTLE POINT	466	9	0	428
0015 POWERS CITY & RURAL	110	4	0	84
0016 BANDON CITY	517	6	0	378
0017 RURAL BANDON	538	10	0	515
0018 RURAL BANDON-2CJ CURRY	84	4	0	73
CANDIDATE TOTALS	9092	100		6689
CANDIDATE PERCENT	98.91	1.08		

I HEREBY CERTIFY THAT THE ABOVE RESULTS ARE TRUE AND CORRECT

TERRI L. TURI, CCC  
COOS COUNTY CLERK



RUN DATE:06/01/12 03:12 PM

REPORT-EL111

PAGE 0001

Judge of the Court of Appeals, Position 6


WITH 18 OF 18 PRECINCTS REPORTING

Vote for 1

	T i o	A l l r a g e	J e n n s	W r i t e r	O V E S	U V N O D T E E R S
0001 LAKESIDE CITY & RURAL	104	102	227	1	0	175
0002 RURAL NORTH BEND	200	209	447	0	1	445
0003 NORTH BEND CITY WEST	190	242	424	2	1	426
0004 NORTH BEND CITY EAST	184	180	275	4	0	357
0005 COOS BAY CITY WEST	235	246	473	4	2	394
0006 COOS BAY CITY - MID	165	169	250	3	3	328
0007 COOS BAY CITY EAST	174	146	292	2	0	326
0008 RURAL COOS BAY EAST	159	203	398	6	0	431
0009 RURAL COOS BAY WEST	19	20	45	0	0	72
0010 RURAL COOS BAY	187	195	352	3	1	486
0011 RURAL COQUILLE	140	154	258	5	1	387
0012 COQUILLE CITY	135	155	339	3	4	364
0013 MYRTLE POINT CITY	125	117	249	0	0	234
0014 RURAL MYRTLE POINT	110	172	248	3	0	370
0015 POWERS CITY & RURAL	31	26	69	3	0	69
0016 BANDON CITY	152	128	308	6	1	306
0017 RURAL BANDON	170	158	346	2	2	385
0018 RURAL BANDON-2CJ CURRY	23	33	43	1	0	61
CANDIDATE TOTALS	2503	2655	5043	48	16	5616
CANDIDATE PERCENT	24.42	25.90	49.20	.46		

I HEREBY CERTIFY THAT THE ABOVE RESULTS ARE TRUE AND CORRECT

TERRI L. TURI, CCC  
COOS COUNTY CLERK



RUN DATE:06/01/12 03:12 PM

REPORT-EL111

PAGE 0001

Judge of the Court of Appeals, Position 5

WITH 18 OF 18 PRECINCTS REPORTING

Vote for 1

	R i c k l o n	H i a s k e t o n	W r i t t e n	O V E S	U V N O D T E E R S
0001 LAKESIDE CITY & RURAL	370	0	0	239	
0002 RURAL NORTH BEND	749	3	0	550	
0003 NORTH BEND CITY WEST	778	4	0	503	
0004 NORTH BEND CITY EAST	585	4	0	411	
0005 COOS BAY CITY WEST	893	3	0	458	
0006 COOS BAY CITY - MID	528	6	0	384	
0007 COOS BAY CITY EAST	560	2	0	378	
0008 RURAL COOS BAY EAST	692	10	0	495	
0009 RURAL COOS BAY WEST	74	1	0	81	
0010 RURAL COOS BAY	676	2	0	546	
0011 RURAL COQUILLE	494	7	0	444	
0012 COQUILLE CITY	564	4	0	432	
0013 MYRTLE POINT CITY	454	2	0	269	
0014 RURAL MYRTLE POINT	476	2	0	425	
0015 POWERS CITY & RURAL	109	4	0	85	
0016 BANDON CITY	493	6	0	402	
0017 RURAL BANDON	537	8	0	518	
0018 RURAL BANDON-2CJ CURRY	83	3	0	75	
CANDIDATE TOTALS	9115	71		6695	
CANDIDATE PERCENT	99.22	.77			

I HEREBY CERTIFY THAT THE ABOVE RESULTS ARE TRUE AND CORRECT

TERRI L. TURI, CCC  
COOS COUNTY CLERK



RUN DATE:06/01/12 03:13 PM

REPORT-EL111

PAGE 0001

Judge of the Court of Appeals, Position 8

WITH 18 OF 18 PRECINCTS REPORTING


Vote for 1

	LRN	W	OV	UV
	y a r		VO	NO
	n k i		ET	DT
	n a t		RE	EE
	m e		S	RS
	o -			
	t i			
	o n			
0001 LAKESIDE CITY & RURAL	370	0	0	239
0002 RURAL NORTH BEND	759	3	0	540
0003 NORTH BEND CITY WEST	773	4	0	508
0004 NORTH BEND CITY EAST	590	6	0	404
0005 COOS BAY CITY WEST	889	6	0	459
0006 COOS BAY CITY - MID	539	5	0	374
0007 COOS BAY CITY EAST	569	3	0	368
0008 RURAL COOS BAY EAST	703	7	0	487
0009 RURAL COOS BAY WEST	77	1	0	78
0010 RURAL COOS BAY	681	3	0	540
0011 RURAL COQUILLE	491	5	0	449
0012 COQUILLE CITY	575	6	0	419
0013 MYRTLE POINT CITY	448	4	0	273
0014 RURAL MYRTLE POINT	473	4	0	426
0015 POWERS CITY & RURAL	115	3	0	80
0016 BANDON CITY	521	6	0	374
0017 RURAL BANDON	543	6	0	514
0018 RURAL BANDON-2CJ CURRY	84	4	0	73
CANDIDATE TOTALS	9200	76		6605
CANDIDATE PERCENT	99.18	.81		

I HEREBY CERTIFY THAT THE ABOVE RESULTS ARE TRUE AND CORRECT



TERRI L. TURI, CCC  
 COOS COUNTY CLERK





RUN DATE:06/01/12 03:13 PM

REPORT-EL111

PAGE 0001

Judge of the Court of Appeals, Position 9

WITH 18 OF 18 PRECINCTS REPORTING

Vote for 1

	W r i t t e r s	O V E R S E E S	U N D E R S E E S	
0001 LAKESIDE CITY & RURAL	368	0	0	241
0002 RURAL NORTH BEND	749	3	0	550
0003 NORTH BEND CITY WEST	773	2	0	510
0004 NORTH BEND CITY EAST	587	5	0	408
0005 COOS BAY CITY WEST	889	5	0	460
0006 COOS BAY CITY - MID	532	4	0	382
0007 COOS BAY CITY EAST	566	2	0	372
0008 RURAL COOS BAY EAST	695	8	0	494
0009 RURAL COOS BAY WEST	75	1	0	80
0010 RURAL COOS BAY	679	3	0	542
0011 RURAL COQUILLE	478	6	0	461
0012 COQUILLE CITY	567	5	0	428
0013 MYRTLE POINT CITY	444	3	0	278
0014 RURAL MYRTLE POINT	465	4	0	434
0015 POWERS CITY & RURAL	109	3	0	86
0016 BANDON CITY	515	5	0	381
0017 RURAL BANDON	540	7	0	516
0018 RURAL BANDON-2CJ CURRY	84	3	0	74
CANDIDATE TOTALS	9115	69		6697
CANDIDATE PERCENT	99.24	.75		

I HEREBY CERTIFY THAT THE ABOVE RESULTS ARE TRUE AND CORRECT



TERRI L. TURI, CCC  
 COOS COUNTY CLERK



RUN DATE:06/01/12 03:13 PM

REPORT-EL111

PAGE 0001

Judge of the Court of Appeals, Position 10

WITH 18 OF 18 PRECINCTS REPORTING

Vote for 1

	RA	W	OV	UV
	er	r	VO	NO
	xm	r	ET	DT
	s	i	RE	EE
	t	t	S	RS
	o	.		
	n	i		
	g	n		
0001 LAKESIDE CITY & RURAL	363	1	0	245
0002 RURAL NORTH BEND	735	5	0	562
0003 NORTH BEND CITY WEST	755	4	0	526
0004 NORTH BEND CITY EAST	579	5	0	416
0005 COOS BAY CITY WEST	885	3	0	466
0006 COOS BAY CITY - MID	524	5	0	389
0007 COOS BAY CITY EAST	560	1	0	379
0008 RURAL COOS BAY EAST	682	8	0	507
0009 RURAL COOS BAY WEST	76	1	0	79
0010 RURAL COOS BAY	666	3	0	555
0011 RURAL COQUILLE	478	6	0	461
0012 COQUILLE CITY	570	3	0	427
0013 MYRTLE POINT CITY	450	1	0	274
0014 RURAL MYRTLE POINT	475	2	0	426
0015 POWERS CITY & RURAL	111	4	0	83
0016 BANDON CITY	494	6	0	401
0017 RURAL BANDON	528	7	0	528
0018 RURAL BANDON-2CJ CURRY	81	3	0	77
CANDIDATE TOTALS	9012	68		6801
CANDIDATE PERCENT	99.25	.74		

I HEREBY CERTIFY THAT THE ABOVE RESULTS ARE TRUE AND CORRECT

TERRI L. TURI, CCC  
COOS COUNTY CLERK



RUN DATE:06/01/12 03:14 PM

REPORT-EL111

PAGE 0001

Judge Of The Circuit Court, District 15 - Position 3

WITH 18 OF 18 PRECINCTS REPORTING

Vote for 1


J	C	M	W				
e	a	r					
s	r	i					
s	g	t		O	V	U	V
e	o	e		V	O	N	O
				E	T	D	T
		i	i	R	E	E	E
		s	n	S		R	S

0001 LAKESIDE CITY & RURAL	362	0	0	247
0002 RURAL NORTH BEND	754	5	0	543
0003 NORTH BEND CITY WEST	773	2	0	510
0004 NORTH BEND CITY EAST	584	2	0	414
0005 COOS BAY CITY WEST	895	5	0	454
0006 COOS BAY CITY - MID	535	5	0	378
0007 COOS BAY CITY EAST	561	3	0	376
0008 RURAL COOS BAY EAST	693	8	0	496
0009 RURAL COOS BAY WEST	76	1	0	79
0010 RURAL COOS BAY	687	3	0	534
0011 RURAL COQUILLE	485	6	0	454
0012 COQUILLE CITY	572	5	0	423
0013 MYRTLE POINT CITY	449	2	0	274
0014 RURAL MYRTLE POINT	465	2	0	436
0015 POWERS CITY & RURAL	112	2	0	84
0016 BANDON CITY	494	8	0	399
0017 RURAL BANDON	532	7	0	524
0018 RURAL BANDON-2CJ CURRY	78	4	0	79
CANDIDATE TOTALS	9107	70		6704
CANDIDATE PERCENT	99.23	.76		

I HEREBY CERTIFY THAT THE ABOVE RESULTS ARE TRUE AND CORRECT



TERRI L. TURI, CCC  
COOS COUNTY CLERK



RUN DATE:06/01/12 03:14 PM

REPORT-EL111 PAGE 0001

Judge of the Circuit Court, District 15 - Position 5

WITH 18 OF 18 PRECINCTS REPORTING

Vote for 1


P M B W  
 a e r  
 u c i  
 l h t O V U V  
 a t e V O N O  
 o - E T D T  
 l i R E E E  
 d n S R S

	-----	-----	-----	-----
0001 LAKESIDE CITY & RURAL	391	6	0	212
0002 RURAL NORTH BEND	876	11	0	415
0003 NORTH BEND CITY WEST	913	6	0	366
0004 NORTH BEND CITY EAST	711	6	0	283
0005 COOS BAY CITY WEST	975	12	0	367
0006 COOS BAY CITY - MID	679	9	0	230
0007 COOS BAY CITY EAST	672	9	0	259
0008 RURAL COOS BAY EAST	809	13	0	375
0009 RURAL COOS BAY WEST	89	2	0	65
0010 RURAL COOS BAY	819	7	0	398
0011 RURAL COQUILLE	557	7	0	381
0012 COQUILLE CITY	653	10	0	337
0013 MYRTLE POINT CITY	462	5	0	258
0014 RURAL MYRTLE POINT	523	10	0	370
0015 POWERS CITY & RURAL	131	2	0	65
0016 BANDON CITY	545	7	0	349
0017 RURAL BANDON	598	11	0	454
0018 RURAL BANDON-2CJ CURRY	95	2	0	64
CANDIDATE TOTALS	10498	135		5248
CANDIDATE PERCENT	98.73	1.26		

I HEREBY CERTIFY THAT THE ABOVE  
 RESULTS ARE TRUE AND CORRECT



TERRI L. TURI, CCC  
 COOS COUNTY CLERK



RUN DATE:06/01/12 03:15 PM

REPORT-EL111 PAGE 0001

District Attorney, Coos County

WITH 18 OF 18 PRECINCTS REPORTING


Vote for 1

	W r i t t e n e r s	O V V O E T R E S	U V N O D T D T E E R S	
0001 LAKESIDE CITY & RURAL	412	1	0	196
0002 RURAL NORTH BEND	923	9	0	370
0003 NORTH BEND CITY WEST	938	10	0	337
0004 NORTH BEND CITY EAST	711	15	0	274
0005 COOS BAY CITY WEST	1001	12	0	341
0006 COOS BAY CITY - MID	652	6	0	260
0007 COOS BAY CITY EAST	672	12	0	256
0008 RURAL COOS BAY EAST	820	19	0	358
0009 RURAL COOS BAY WEST	93	2	0	61
0010 RURAL COOS BAY	849	15	0	360
0011 RURAL COQUILLE	626	15	0	304
0012 COQUILLE CITY	715	16	0	269
0013 MYRTLE POINT CITY	519	3	0	203
0014 RURAL MYRTLE POINT	581	11	0	311
0015 POWERS CITY & RURAL	135	3	0	60
0016 BANDON CITY	578	14	0	309
0017 RURAL BANDON	671	7	0	385
0018 RURAL BANDON-2CJ CURRY	104	2	0	55
CANDIDATE TOTALS	11000	172		4709
CANDIDATE PERCENT	98.46	1.53		

I HEREBY CERTIFY THAT THE ABOVE RESULTS ARE TRUE AND CORRECT



TERRI L. TURI, CCC  
 COOS COUNTY CLERK



RUN DATE:06/01/12 03:15 PM

REPORT-EL111

PAGE 0001

Coos County Commissioner - Position 1

WITH 18 OF 18 PRECINCTS REPORTING

Vote for 1

	R S	F M	W	O V	U V	
	a a	R (M	r e s	i		
	n n	o B a	d s	t		
	d n	b o i	e e	e	V O	
	a e	e b n	r	-	N O	
	l	r )	l	i	E T	
	l	t	e	n	R E	
					S	
					R S	
0001 LAKESIDE CITY & RURAL	120	210	218	1	0	60
0002 RURAL NORTH BEND	270	341	622	3	0	66
0003 NORTH BEND CITY WEST	280	295	631	0	0	79
0004 NORTH BEND CITY EAST	206	244	457	5	0	88
0005 COOS BAY CITY WEST	342	332	558	2	1	119
0006 COOS BAY CITY - MID	142	189	529	5	1	52
0007 COOS BAY CITY EAST	154	224	499	1	0	62
0008 RURAL COOS BAY EAST	247	338	517	5	1	89
0009 RURAL COOS BAY WEST	23	50	71	1	0	11
0010 RURAL COOS BAY	223	319	623	2	0	57
0011 RURAL COQUILLE	138	456	318	0	0	33
0012 COQUILLE CITY	155	472	331	3	1	38
0013 MYRTLE POINT CITY	122	277	258	1	0	67
0014 RURAL MYRTLE POINT	114	371	338	3	1	76
0015 POWERS CITY & RURAL	34	82	67	2	0	13
0016 BANDON CITY	171	270	345	5	0	110
0017 RURAL BANDON	180	390	381	2	0	110
0018 RURAL BANDON-2CJ CURRY	29	66	55	0	0	11
CANDIDATE TOTALS	2950	4926	6818	41	5	1141
CANDIDATE PERCENT	20.02	33.43	46.27	.27		

I HEREBY CERTIFY THAT THE ABOVE RESULTS ARE TRUE AND CORRECT

TERRI L. TURI, CCC  
COOS COUNTY CLERK



RUN DATE:06/01/12 03:16 PM

REPORT-EL111

PAGE 0001


Coos County Commissioner - Position 2 - 2 yr term

WITH 18 OF 18 PRECINCTS REPORTING

Vote for 1

	JWS	MM a c r k	FV r i	TB	KGJ	GL e a	W r	OV	UV
	o w	ke	an	ms	ear	nn	t	VO	NO
	h e	v	nc	h	rs	od	e	ET	DT
	n e	e	ke	o	mt	r	-	RE	EE
	t	y	t	p	tn	u	m	S	RS
0001 LAKESIDE CITY & RURAL	194	67	21	161	51	21	2	3	89
0002 RURAL NORTH BEND	518	203	38	298	105	46	1	6	87
0003 NORTH BEND CITY WEST	531	207	33	273	91	47	1	5	97
0004 NORTH BEND CITY EAST	349	199	26	199	93	32	2	5	95
0005 COOS BAY CITY WEST	431	232	37	297	109	55	7	17	169
0006 COOS BAY CITY - MID	453	182	12	150	43	24	3	8	43
0007 COOS BAY CITY EAST	382	167	17	163	57	58	0	8	88
0008 RURAL COOS BAY EAST	422	197	45	213	126	55	2	6	131
0009 RURAL COOS BAY WEST	64	26	2	19	15	6	1	0	23
0010 RURAL COOS BAY	561	227	30	187	92	40	2	3	82
0011 RURAL COQUILLE	314	176	116	115	111	26	2	2	83
0012 COQUILLE CITY	296	174	93	164	112	51	4	6	100
0013 MYRTLE POINT CITY	218	96	159	96	43	13	0	7	93
0014 RURAL MYRTLE POINT	271	87	213	133	65	20	3	2	109
0015 POWERS CITY & RURAL	57	22	25	31	22	8	2	0	31
0016 BANDON CITY	373	137	31	114	81	29	11	4	121
0017 RURAL BANDON	418	142	45	150	133	32	2	2	139
0018 RURAL BANDON-2CJ CURRY	74	33	5	15	15	6	0	1	12
CANDIDATE TOTALS	5926	2574	948	2778	1364	569	45	85	1592
CANDIDATE PERCENT	41.72	18.12	6.67	19.55	9.60	4.00	.31		

I HEREBY CERTIFY THAT THE ABOVE RESULTS ARE TRUE AND CORRECT



TERRI L. TURI, CCC  
 COOS COUNTY CLERK



RUN DATE:06/01/12 03:16 PM

REPORT-EL111

PAGE 0001

Coos County Commissioner - Position 3 - 2 yr term

WITH 18 OF 18 PRECINCTS REPORTING


Vote for 1

	M C er li s a n s	D A P a e n e d	D B o e n e a b l e d	D G o u r n e y	M L a o r i y s e l e y	R W i i c l k e y n	W r i t e i n	O V V O E T R E S	U V N O D T E E R S
0001 LAKESIDE CITY & RURAL	163	28	106	80	104	34	1	3	90
0002 RURAL NORTH BEND	453	32	179	163	248	106	1	4	116
0003 NORTH BEND CITY WEST	471	35	205	143	227	69	2	2	131
0004 NORTH BEND CITY EAST	366	19	130	110	195	50	2	4	124
0005 COOS BAY CITY WEST	401	53	237	136	246	80	5	14	182
0006 COOS BAY CITY - MID	480	19	103	78	121	39	3	5	70
0007 COOS BAY CITY EAST	361	19	145	124	148	37	2	5	99
0008 RURAL COOS BAY EAST	420	25	162	186	199	60	2	4	139
0009 RURAL COOS BAY WEST	51	7	21	23	23	5	0	0	26
0010 RURAL COOS BAY	452	25	209	186	178	57	2	3	112
0011 RURAL COQUILLE	272	19	79	334	134	33	0	2	72
0012 COQUILLE CITY	288	28	108	336	124	25	4	5	82
0013 MYRTLE POINT CITY	221	21	71	221	72	33	0	4	82
0014 RURAL MYRTLE POINT	240	30	73	321	86	37	2	2	112
0015 POWERS CITY & RURAL	46	18	14	69	20	11	0	0	20
0016 BANDON CITY	343	55	76	108	155	29	7	1	127
0017 RURAL BANDON	340	70	103	220	144	28	1	4	153
0018 RURAL BANDON-2CJ CURRY	45	8	23	40	23	5	0	1	16
CANDIDATE TOTALS	5413	511	2044	2878	2447	738	34	63	1753
CANDIDATE PERCENT	38.48	3.63	14.53	20.46	17.39	5.24	.24		

I HEREBY CERTIFY THAT THE ABOVE RESULTS ARE TRUE AND CORRECT



TERRI L. TURI, CCC  
 COOS COUNTY CLERK





RUN DATE:06/01/12 03:16 PM

REPORT-EL111

PAGE 0001


Coos County Assessor

WITH 18 OF 18 PRECINCTS REPORTING

Vote for 1

	W r i t t e n e e n	S J t a t e n e e n	D S a t t e n e e n	O V V O E T R E S	U V N O D T E E R S
0001 LAKESIDE CITY & RURAL	173	253	1	0	182
0002 RURAL NORTH BEND	272	710	2	0	318
0003 NORTH BEND CITY WEST	266	705	3	0	311
0004 NORTH BEND CITY EAST	211	499	6	0	284
0005 COOS BAY CITY WEST	325	672	2	0	355
0006 COOS BAY CITY - MID	172	519	4	1	222
0007 COOS BAY CITY EAST	195	465	5	0	275
0008 RURAL COOS BAY EAST	257	553	4	0	383
0009 RURAL COOS BAY WEST	37	70	0	0	49
0010 RURAL COOS BAY	218	674	5	0	327
0011 RURAL COQUILLE	186	464	6	0	289
0012 COQUILLE CITY	218	486	7	0	289
0013 MYRTLE POINT CITY	189	317	4	0	215
0014 RURAL MYRTLE POINT	211	360	5	0	327
0015 POWERS CITY & RURAL	35	90	1	0	72
0016 BANDON CITY	179	367	9	1	345
0017 RURAL BANDON	227	450	3	0	383
0018 RURAL BANDON-2CJ CURRY	34	69	0	0	58
CANDIDATE TOTALS	3405	7723	67	2	4684
CANDIDATE PERCENT	30.41	68.98	.59		

I HEREBY CERTIFY THAT THE ABOVE RESULTS ARE TRUE AND CORRECT



TERRI L. TURI, CCC  
COOS COUNTY CLERK



RUN DATE:06/01/12 03:17 PM

REPORT-EL111

PAGE 0001

Coos County Surveyor

WITH 18 OF 18 PRECINCTS REPORTING

Vote for 1


	W			
M L D	r			
i a i				
c d t		O V	U V	
h o e		V O	N O	
a		E T	D T	
e	i	R E	E E	
l	n	S	R S	

0001 LAKESIDE CITY & RURAL	387	0	0	222
0002 RURAL NORTH BEND	823	4	0	475
0003 NORTH BEND CITY WEST	822	5	0	458
0004 NORTH BEND CITY EAST	606	10	0	384
0005 COOS BAY CITY WEST	886	6	0	462
0006 COOS BAY CITY - MID	584	3	0	331
0007 COOS BAY CITY EAST	583	4	0	353
0008 RURAL COOS BAY EAST	720	4	0	473
0009 RURAL COOS BAY WEST	88	1	0	67
0010 RURAL COOS BAY	754	5	0	465
0011 RURAL COQUILLE	545	6	0	394
0012 COQUILLE CITY	634	4	0	362
0013 MYRTLE POINT CITY	477	4	0	244
0014 RURAL MYRTLE POINT	531	4	0	368
0015 POWERS CITY & RURAL	118	2	0	78
0016 BANDON CITY	521	7	0	373
0017 RURAL BANDON	596	11	0	456
0018 RURAL BANDON-2CJ CURRY	93	2	0	66
CANDIDATE TOTALS	9768	82		6031
CANDIDATE PERCENT	99.16	.83		

I HEREBY CERTIFY THAT THE ABOVE RESULTS ARE TRUE AND CORRECT .



TERRI L. TURI, CCC  
COOS COUNTY CLERK



RUN DATE:06/01/12 03:17 PM

REPORT-EL111

PAGE 0001

Cammann Road Dist, Commissioner - Position 2

WITH 1 OF 1 PRECINCTS REPORTING


Vote for 1

	J C	W r		
	i r	i	O V	U V
	m o	t	V O	N O
	o	e	E T	D T
	k	-	R E	E E
	e	i	S	R S
	r	n		
	-----	-----	-----	-----
0008 RURAL COOS BAY EAST	18	10	0	1
CANDIDATE TOTALS	18	10		1
CANDIDATE PERCENT	64.28	35.71		

I HEREBY CERTIFY THAT THE ABOVE RESULTS ARE TRUE AND CORRECT



TERRI L. TURI, CCC  
COOS COUNTY CLERK



RUN DATE:06/01/12 03:18 PM

REPORT-EL111 PAGE 0001

6-138 Myrtle Point School Dist #41 G. O. Bond

WITH 2 OF 2 PRECINCTS REPORTING

Vote for 1

	Y e s	N o	O V V O E T R E S	U V N O D T E E R S
0013 MYRTLE POINT CITY	380	316	0	29
0014 RURAL MYRTLE POINT	410	441	0	52
CANDIDATE TOTALS	790	757		81
CANDIDATE PERCENT	51.06	48.93		

I HEREBY CERTIFY THAT THE ABOVE  
RESULTS ARE TRUE AND CORRECT



TERRI L. TURI, CCC  
COOS COUNTY CLERK

