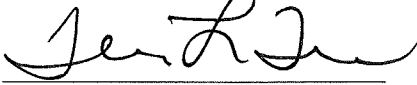


United States Senator - Dem


Vote For 1

	P a v e l m a n	G o b e r r o e k n e r	L H o o r o y n d e n	W R I T E - I N	O V V O E T R E S	U V N O D T D T E E R S
0001 LAKESIDE CITY & RURAL	14	30	223	4	0	16
0002 RURAL NORTH BEND	34	67	497	7	0	40
0003 NORTH BEND CITY WEST	25	61	548	8	0	39
0004 NORTH BEND CITY EAST	17	42	443	5	0	30
0005 COOS BAY CITY WEST	24	72	609	13	0	36
0006 COOS BAY CITY NORTHEAST	18	37	409	5	0	29
0007 COOS BAY CITY SOUTHEAST	19	55	427	5	0	28
0008 RURAL COOS BAY WEST	52	85	457	11	0	23
0009 RURAL COOS BAY EAST	17	55	341	7	0	39
0010 RURAL COOS BAY-REP 1	18	47	268	4	0	22
0011 RURAL COQUILLE	18	60	293	7	0	38
0012 COQUILLE CITY	23	53	351	3	0	33
0013 MYRTLE POINT CITY	20	43	203	5	0	10
0014 RURAL MYRTLE POINT	26	43	213	2	1	32
0015 POWERS CITY & RURAL	12	18	71	1	0	10
0016 BANDON CITY	8	34	387	8	1	44
0017 RURAL BANDON-REP 9	0	9	49	0	0	4
0018 RURAL BANDON-REP 1	15	47	326	4	0	20
0019 RURAL BANDON-2CJ CURRY	2	4	54	3	0	3
CANDIDATE TOTALS	362	862	6169	102	2	496
CANDIDATE PERCENT	4.82	11.50	82.30	1.36		

I HEREBY CERTIFY THAT THE ABOVE RESULTS ARE TRUE AND CORRECT



TERRI L. TURI, CCC
 COOS COUNTY CLERK




Representative in Congress, District 4 - Dem


Vote For 1

	PAD	W	R	
	e e	I		
	t F T	O V	U V	
	e a E	V O	N O	
	r z	ET	DT	
	i I	RE	EE	
	o N	S	RS	
	-----	-----	-----	-----
0001 LAKESIDE CITY & RURAL	247	6	0	34
0002 RURAL NORTH BEND	538	17	0	90
0003 NORTH BEND CITY WEST	579	17	0	85
0004 NORTH BEND CITY EAST	472	5	0	60
0005 COOS BAY CITY WEST	663	16	0	75
0006 COOS BAY CITY NORTHEAST	434	8	0	56
0007 COOS BAY CITY SOUTHEAST	456	13	0	65
0008 RURAL COOS BAY WEST	534	9	0	85
0009 RURAL COOS BAY EAST	374	17	0	68
0010 RURAL COOS BAY-REP 1	293	15	0	51
0011 RURAL COQUILLE	313	16	0	87
0012 COQUILLE CITY	371	14	0	78
0013 MYRTLE POINT CITY	230	15	0	36
0014 RURAL MYRTLE POINT	227	14	0	76
0015 POWERS CITY & RURAL	90	4	0	18
0016 BANDON CITY	409	9	0	64
0017 RURAL BANDON-REP 9	51	2	0	9
0018 RURAL BANDON-REP 1	342	18	0	52
0019 RURAL BANDON-2CJ CURRY	51	3	0	12
CANDIDATE TOTALS	6674	218		1101
CANDIDATE PERCENT	96.83	3.16		

I HEREBY CERTIFY THAT THE ABOVE RESULTS ARE TRUE AND CORRECT



TERRI L. TURI, CCC
 COOS COUNTY CLERK




Governor - Dem

Vote For 1

	J o h n s t e r y	K i r l a n d e r y	B B i r l a n d e r y	W R I T E N S	O V E R S	U N D E R S
0001 LAKESIDE CITY & RURAL	26	162	81	5	0	13
0002 RURAL NORTH BEND	54	322	227	15	0	27
0003 NORTH BEND CITY WEST	52	357	239	13	0	20
0004 NORTH BEND CITY EAST	32	302	179	5	0	19
0005 COOS BAY CITY WEST	58	409	244	15	0	28
0006 COOS BAY CITY NORTHEAST	28	285	164	6	0	15
0007 COOS BAY CITY SOUTHEAST	43	283	183	9	0	16
0008 RURAL COOS BAY WEST	60	315	217	14	0	22
0009 RURAL COOS BAY EAST	50	191	181	14	0	23
0010 RURAL COOS BAY-REP 1	35	170	128	10	0	16
0011 RURAL COQUILLE	53	182	147	10	0	24
0012 COQUILLE CITY	41	231	158	11	0	22
0013 MYRTLE POINT CITY	42	130	85	14	0	10
0014 RURAL MYRTLE POINT	66	95	130	6	0	20
0015 POWERS CITY & RURAL	21	41	43	1	0	6
0016 BANDON CITY	27	187	234	7	0	27
0017 RURAL BANDON-REP 9	9	18	29	1	0	5
0018 RURAL BANDON-REP 1	30	193	159	10	0	20
0019 RURAL BANDON-2CJ CURRY	9	26	27	3	0	1
CANDIDATE TOTALS	736	3899	2855	169		334
CANDIDATE PERCENT	9.60	50.90	37.27	2.20		

I HEREBY CERTIFY THAT THE ABOVE RESULTS ARE TRUE AND CORRECT



TERRI L. TURI, CCC
 COOS COUNTY CLERK



State Treasurer - Dem


Vote For 1

	R M i e c t k s	T W e h d e e	W R I T E - I N	O V V O E T R E S	U V N O D T E E R S
0001 LAKESIDE CITY & RURAL	122	108	3	0	54
0002 RURAL NORTH BEND	258	297	7	0	83
0003 NORTH BEND CITY WEST	287	292	8	0	94
0004 NORTH BEND CITY EAST	214	226	3	0	94
0005 COOS BAY CITY WEST	314	321	10	0	109
0006 COOS BAY CITY NORTHEAST	193	211	2	0	92
0007 COOS BAY CITY SOUTHEAST	225	227	4	0	78
0008 RURAL COOS BAY WEST	251	260	7	0	110
0009 RURAL COOS BAY EAST	186	188	2	1	82
0010 RURAL COOS BAY-REP 1	125	163	6	0	65
0011 RURAL COQUILLE	144	178	5	1	88
0012 COQUILLE CITY	186	205	3	0	69
0013 MYRTLE POINT CITY	104	140	5	0	32
0014 RURAL MYRTLE POINT	105	146	2	0	64
0015 POWERS CITY & RURAL	39	52	1	0	20
0016 BANDON CITY	164	209	6	0	103
0017 RURAL BANDON-REP 9	26	20	0	0	16
0018 RURAL BANDON-REP 1	148	188	6	0	70
0019 RURAL BANDON-2CJ CURRY	32	21	4	0	9
CANDIDATE TOTALS	3123	3452	84	2	1332
CANDIDATE PERCENT	46.89	51.83	1.26		

I HEREBY CERTIFY THAT THE ABOVE RESULTS ARE TRUE AND CORRECT



TERRI L. TURI, CCC
 COOS COUNTY CLERK




State Representative, House District 1 - Dem


Vote For 1

	L K y i n n n d r e d	ER l o d l o l n i n s	W R I T E I N	O V V O E T R E S	U V N O D T E E R S
0010 RURAL COOS BAY-REP 1	119	80	9	0	151
0011 RURAL COQUILLE	208	99	8	0	101
0012 COQUILLE CITY	243	135	5	0	80
0013 MYRTLE POINT CITY	142	59	12	0	68
0014 RURAL MYRTLE POINT	131	65	5	0	116
0015 POWERS CITY & RURAL	42	29	2	0	39
0016 BANDON CITY	180	79	8	0	215
0018 RURAL BANDON-REP 1	163	73	8	0	168
0019 RURAL BANDON-2CJ CURRY	29	9	3	0	25
CANDIDATE TOTALS	1257	628	60		963
CANDIDATE PERCENT	64.62	32.28	3.08		

I HEREBY CERTIFY THAT THE ABOVE
RESULTS ARE TRUE AND CORRECT



TERRI L. TURI, CCC
COOS COUNTY CLERK



State Representative, House District 9 - Dem


Vote For 1

	W R A R r o n b i l e a n	I T E I N	O V V O E T R E S	U V N O D T E E R S
0001 LAKESIDE CITY & RURAL	212	4	0	71
0002 RURAL NORTH BEND	509	19	0	117
0003 NORTH BEND CITY WEST	531	22	0	128
0004 NORTH BEND CITY EAST	422	7	1	107
0005 COOS BAY CITY WEST	617	21	0	116
0006 COOS BAY CITY NORTHEAST	408	11	0	79
0007 COOS BAY CITY SOUTHEAST	425	19	0	90
0008 RURAL COOS BAY WEST	479	15	0	134
0009 RURAL COOS BAY EAST	342	11	0	106
0017 RURAL BANDON-REP 9	42	1	0	19
CANDIDATE TOTALS	3987	130	1	967
CANDIDATE PERCENT	96.84	3.15		

I HEREBY CERTIFY THAT THE ABOVE
 RESULTS ARE TRUE AND CORRECT



TERRI L. TURI, CCC
 COOS COUNTY CLERK



United States Senator - Rep


Vote For 1

	T S o t m u	R S P t o a z b r	L L o a m i k	G S D h i a n	J H i u f t	W H W a o l o m r	K W e a t d a h r	W R I T E - I N	O V V O E T R E S	U V N O D T E E R S
0001 LAKESIDE CITY & RURAL	37	15	44	32	78	3	29	1	0	38
0002 RURAL NORTH BEND	72	50	99	67	147	14	41	3	0	100
0003 NORTH BEND CITY WEST	64	43	73	56	125	10	38	7	0	107
0004 NORTH BEND CITY EAST	47	27	40	48	114	6	45	4	0	81
0005 COOS BAY CITY WEST	64	39	65	71	126	15	56	2	0	89
0006 COOS BAY CITY NORTHEAST	46	31	59	27	103	7	30	5	2	105
0007 COOS BAY CITY SOUTHEAST	42	17	46	31	89	2	47	5	0	70
0008 RURAL COOS BAY WEST	56	30	54	66	109	8	25	6	0	68
0009 RURAL COOS BAY EAST	44	28	60	49	95	13	25	2	0	74
0010 RURAL COOS BAY-REP 1	32	16	43	38	81	7	24	2	0	66
0011 RURAL COQUILLE	61	38	89	59	122	9	47	3	0	82
0012 COQUILLE CITY	63	32	53	70	126	6	40	7	0	107
0013 MYRTLE POINT CITY	40	22	38	30	69	3	17	1	0	48
0014 RURAL MYRTLE POINT	64	22	57	71	102	4	55	0	0	59
0015 POWERS CITY & RURAL	6	2	16	9	32	1	4	2	0	14
0016 BANDON CITY	46	23	59	29	81	8	19	6	0	86
0017 RURAL BANDON-REP 9	1	2	4	7	18	1	7	0	0	7
0018 RURAL BANDON-REP 1	51	23	68	62	126	9	41	0	0	70
0019 RURAL BANDON-2CJ CURRY	7	6	12	8	30	2	8	0	0	12
CANDIDATE TOTALS	843	466	979	830	1773	128	598	56	2	1283
CANDIDATE PERCENT	14.85	8.21	17.25	14.63	31.25	2.25	10.54	.98		

I HEREBY CERTIFY THAT THE ABOVE RESULTS ARE TRUE AND CORRECT



TERRI L. TURI, CCC
 COOS COUNTY CLERK



Representative in Congress, District 4 - Rep


Vote For 1

	J a y n e e d	A r o t b i n s o n	W R I T E - I N N	O V O E T R E S	U V N O D T E E R S
0001 LAKESIDE CITY & RURAL	59	193	3	0	22
0002 RURAL NORTH BEND	117	399	1	0	76
0003 NORTH BEND CITY WEST	98	345	4	0	76
0004 NORTH BEND CITY EAST	72	289	2	0	49
0005 COOS BAY CITY WEST	122	343	6	0	56
0006 COOS BAY CITY NORTHEAST	72	268	4	0	71
0007 COOS BAY CITY SOUTHEAST	75	227	4	0	43
0008 RURAL COOS BAY WEST	83	273	4	0	62
0009 RURAL COOS BAY EAST	59	279	4	0	48
0010 RURAL COOS BAY-REP 1	57	212	1	0	39
0011 RURAL COQUILLE	92	364	2	0	52
0012 COQUILLE CITY	94	334	1	0	75
0013 MYRTLE POINT CITY	51	191	1	0	25
0014 RURAL MYRTLE POINT	63	329	0	0	42
0015 POWERS CITY & RURAL	14	68	0	0	4
0016 BANDON CITY	65	222	6	0	64
0017 RURAL BANDON-REP 9	7	38	1	0	1
0018 RURAL BANDON-REP 1	65	355	4	0	26
0019 RURAL BANDON-2CJ CURRY	25	53	0	0	7
CANDIDATE TOTALS	1290	4782	48		838
CANDIDATE PERCENT	21.07	78.13	.78		

I HEREBY CERTIFY THAT THE ABOVE RESULTS ARE TRUE AND CORRECT



TERRI L. TURI, CCC
 COOS COUNTY CLERK



Governor - Rep


Vote For 1

	B S i i l z l e	DK a a	CC l o	W A C i m u l e r l s t	CD h u	BF o o	ROW e a	W R I	OV V O	UV N O		
	m	J L r r	r r	r v	m g	i l	h	l l	i	-	ET R E	DT E E
	r	o i	e n	n	t	y	n	n y	s	N	S	R S
0001 LAKESIDE CITY & RURAL	32	38	3	5	19	67	0	91	5	0	0	17
0002 RURAL NORTH BEND	55	92	3	1	27	167	1	211	4	3	2	27
0003 NORTH BEND CITY WEST	37	101	4	5	14	158	0	171	1	2	1	29
0004 NORTH BEND CITY EAST	25	58	2	1	21	129	2	143	10	0	0	21
0005 COOS BAY CITY WEST	73	70	4	4	28	142	5	161	10	3	0	27
0006 COOS BAY CITY NORTHEAST	39	55	0	1	6	138	1	142	4	3	1	25
0007 COOS BAY CITY SOUTHEAST	37	46	3	0	19	111	0	102	4	5	0	22
0008 RURAL COOS BAY WEST	41	52	3	1	27	103	3	152	6	7	2	25
0009 RURAL COOS BAY EAST	37	65	2	1	23	97	0	135	4	3	0	23
0010 RURAL COOS BAY-REP 1	32	47	0	3	10	83	1	111	2	2	2	16
0011 RURAL COQUILLE	53	60	1	0	24	123	2	219	6	1	0	21
0012 COQUILLE CITY	49	64	0	4	34	148	1	163	4	4	2	31
0013 MYRTLE POINT CITY	37	42	5	0	14	71	1	76	4	0	0	18
0014 RURAL MYRTLE POINT	46	71	3	3	36	102	2	151	1	1	1	17
0015 POWERS CITY & RURAL	18	11	1	0	4	17	0	30	1	2	1	1
0016 BANDON CITY	48	49	2	0	19	78	2	109	2	6	0	42
0017 RURAL BANDON-REP 9	10	8	0	3	5	5	0	12	1	0	0	3
0018 RURAL BANDON-REP 1	49	62	0	4	23	118	0	183	2	2	0	7
0019 RURAL BANDON-2CJ CURRY	5	12	1	0	8	33	0	23	1	0	0	2
CANDIDATE TOTALS	723	1003	37	36	361	1890	21	2385	72	44	12	374
CANDIDATE PERCENT	11.00	15.26	.56	.54	5.49	28.75	.31	36.29	1.09	.66		

I HEREBY CERTIFY THAT THE ABOVE RESULTS ARE TRUE AND CORRECT

TERRI L. TURI

TERRI L. TURI, CCC
 COOS COUNTY CLERK




State Treasurer - Rep


Vote For 1

	W R CT I he T rl E if - se I r N	O V V O ET RE S	U V NO DT EE RS
0001 LAKESIDE CITY & RURAL	192	1	84
0002 RURAL NORTH BEND	416	3	174
0003 NORTH BEND CITY WEST	347	3	173
0004 NORTH BEND CITY EAST	278	5	129
0005 COOS BAY CITY WEST	378	7	142
0006 COOS BAY CITY NORTHEAST	247	5	163
0007 COOS BAY CITY SOUTHEAST	231	5	113
0008 RURAL COOS BAY WEST	258	8	156
0009 RURAL COOS BAY EAST	247	2	141
0010 RURAL COOS BAY-REP 1	190	1	118
0011 RURAL COQUILLE	333	3	174
0012 COQUILLE CITY	337	7	160
0013 MYRTLE POINT CITY	186	3	79
0014 RURAL MYRTLE POINT	302	2	130
0015 POWERS CITY & RURAL	54	2	30
0016 BANDON CITY	210	5	142
0017 RURAL BANDON-REP 9	26	0	21
0018 RURAL BANDON-REP 1	308	2	140
0019 RURAL BANDON-2CJ CURRY	53	2	30
CANDIDATE TOTALS	4593	66	2299
CANDIDATE PERCENT	98.58	1.41	

I HEREBY CERTIFY THAT THE ABOVE
 RESULTS ARE TRUE AND CORRECT



TERRI L. TURI, CCC
 COOS COUNTY CLERK




State Representative, House District 1 - Rep


Vote For 1

	W K a r y i n e g e r	W R I T E - I N	O V V O E T R E S	U V N O D T E E R S
0010 RURAL COOS BAY-REP 1	234	3	0	72
0011 RURAL COQUILLE	402	8	0	100
0012 COQUILLE CITY	409	4	0	91
0013 MYRTLE POINT CITY	218	1	0	49
0014 RURAL MYRTLE POINT	364	4	0	66
0015 POWERS CITY & RURAL	68	1	0	17
0016 BANDON CITY	265	2	0	90
0018 RURAL BANDON-REP 1	385	2	0	63
0019 RURAL BANDON-2CJ CURRY	75	2	0	8
CANDIDATE TOTALS	2420	27		556
CANDIDATE PERCENT	98.89	1.10		

I HEREBY CERTIFY THAT THE ABOVE
 RESULTS ARE TRUE AND CORRECT



TERRI L. TURI, CCC
 COOS COUNTY CLERK



State Representative, House District 9 - Rep


Vote For 1

	W R S R c o b t e t r s	I T E I N	O V V O E T R E S	U V N O D T E E R S
0001 LAKESIDE CITY & RURAL	208	2	0	67
0002 RURAL NORTH BEND	461	1	0	131
0003 NORTH BEND CITY WEST	409	3	0	111
0004 NORTH BEND CITY EAST	318	3	0	91
0005 COOS BAY CITY WEST	410	5	0	112
0006 COOS BAY CITY NORTHEAST	287	5	0	123
0007 COOS BAY CITY SOUTHEAST	248	5	0	96
0008 RURAL COOS BAY WEST	280	5	0	137
0009 RURAL COOS BAY EAST	292	1	0	97
0017 RURAL BANDON-REP 9	29	0	0	18
CANDIDATE TOTALS	2942	30		983
CANDIDATE PERCENT	98.99	1.00		

I HEREBY CERTIFY THAT THE ABOVE RESULTS ARE TRUE AND CORRECT



TERRI L. TURI, CCC
 COOS COUNTY CLERK




RUN DATE:06/01/10 11:22 AM

Superintendent of Public Instruction

Vote For 1

	S C u a s s a t n i l o	R M o a n u r e r	W R I T E I N	O V V O E T R E S	U V N O D T E E R S
0001 LAKESIDE CITY & RURAL	311	273	1	0	95
0002 RURAL NORTH BEND	718	605	7	0	148
0003 NORTH BEND CITY WEST	686	553	2	0	165
0004 NORTH BEND CITY EAST	596	410	3	0	112
0005 COOS BAY CITY WEST	830	524	5	0	191
0006 COOS BAY CITY NORTHEAST	525	397	3	0	130
0007 COOS BAY CITY SOUTHEAST	579	379	3	1	112
0008 RURAL COOS BAY WEST	623	487	2	0	192
0009 RURAL COOS BAY EAST	471	377	2	0	133
0010 RURAL COOS BAY-REP 1	339	359	2	0	114
0011 RURAL COQUILLE	463	488	3	0	147
0012 COQUILLE CITY	545	442	3	0	172
0013 MYRTLE POINT CITY	322	281	0	0	46
0014 RURAL MYRTLE POINT	303	451	3	0	125
0015 POWERS CITY & RURAL	107	113	2	0	27
0016 BANDON CITY	518	343	4	0	236
0017 RURAL BANDON-REP 9	54	57	0	0	27
0018 RURAL BANDON-REP 1	432	461	6	0	146
0019 RURAL BANDON-2CJ CURRY	66	85	0	0	24
CANDIDATE TOTALS	8488	7085	51	1	2342
CANDIDATE PERCENT	54.32	45.34	.32		

I HEREBY CERTIFY THAT THE ABOVE RESULTS ARE TRUE AND CORRECT



TERRI L. TURI, CCC
 COOS COUNTY CLERK




Judge of the Supreme Court - Position 5

Vote For 1

	J L L	A J A	T	O V	U V
	a a	l r	E	V O	N O
	k d	l l	-	E T	D T
	a a	o	I	R E	E E
	u n	w	N	S	R S
0001 LAKESIDE CITY & RURAL	326	151	2	0	201
0002 RURAL NORTH BEND	703	355	1	1	418
0003 NORTH BEND CITY WEST	709	294	5	0	398
0004 NORTH BEND CITY EAST	537	222	3	0	359
0005 COOS BAY CITY WEST	764	343	9	0	434
0006 COOS BAY CITY NORTHEAST	486	214	3	0	352
0007 COOS BAY CITY SOUTHEAST	521	242	4	0	307
0008 RURAL COOS BAY WEST	596	302	3	0	403
0009 RURAL COOS BAY EAST	403	223	8	0	349
0010 RURAL COOS BAY-REP 1	363	160	5	0	286
0011 RURAL COQUILLE	459	254	2	0	386
0012 COQUILLE CITY	519	265	3	0	375
0013 MYRTLE POINT CITY	341	156	0	0	152
0014 RURAL MYRTLE POINT	334	242	13	0	293
0015 POWERS CITY & RURAL	106	70	3	0	70
0016 BANDON CITY	480	207	3	1	410
0017 RURAL BANDON-REP 9	61	32	0	0	45
0018 RURAL BANDON-REP 1	467	214	7	0	357
0019 RURAL BANDON-2CJ CURRY	80	46	0	0	49
CANDIDATE TOTALS	8255	3992	74	2	5644
CANDIDATE PERCENT	66.99	32.39	.60		

I HEREBY CERTIFY THAT THE ABOVE RESULTS ARE TRUE AND CORRECT



TERRI L. TURI, CCC
 COOS COUNTY CLERK




Judge of the Supreme Court - Position 4


Vote For 1

	R K i i v s e t s l e r	W R I T E I N	O V V O E T R E S	U V N O D T E E R S
0001 LAKESIDE CITY & RURAL	392	3	0	285
0002 RURAL NORTH BEND	916	8	0	554
0003 NORTH BEND CITY WEST	858	7	0	541
0004 NORTH BEND CITY EAST	677	4	0	440
0005 COOS BAY CITY WEST	1013	10	0	527
0006 COOS BAY CITY NORTHEAST	598	7	0	450
0007 COOS BAY CITY SOUTHEAST	656	6	0	412
0008 RURAL COOS BAY WEST	786	5	0	513
0009 RURAL COOS BAY EAST	536	11	0	436
0010 RURAL COOS BAY-REP 1	446	6	0	362
0011 RURAL COQUILLE	595	8	0	498
0012 COQUILLE CITY	721	6	0	435
0013 MYRTLE POINT CITY	429	11	0	209
0014 RURAL MYRTLE POINT	479	14	0	389
0015 POWERS CITY & RURAL	150	5	0	94
0016 BANDON CITY	577	10	0	514
0017 RURAL BANDON-REP 9	66	0	0	72
0018 RURAL BANDON-REP 1	548	11	0	486
0019 RURAL BANDON-2CJ CURRY	94	3	0	78
CANDIDATE TOTALS	10537	135		7295
CANDIDATE PERCENT	98.73	1.26		

I HEREBY CERTIFY THAT THE ABOVE RESULTS ARE TRUE AND CORRECT



TERRI L. TURI, CCC
 COOS COUNTY CLERK




Judge of the Court of Appeals - Position 3

Vote For 1

	W R I T E - I N	O V O T E S	U V O T E S
0001 LAKESIDE CITY & RURAL	384	5	291
0002 RURAL NORTH BEND	926	7	545
0003 NORTH BEND CITY WEST	868	8	530
0004 NORTH BEND CITY EAST	673	1	447
0005 COOS BAY CITY WEST	1023	14	513
0006 COOS BAY CITY NORTHEAST	611	8	436
0007 COOS BAY CITY SOUTHEAST	667	7	400
0008 RURAL COOS BAY WEST	793	8	503
0009 RURAL COOS BAY EAST	549	15	419
0010 RURAL COOS BAY-REP 1	455	4	355
0011 RURAL COQUILLE	606	8	487
0012 COQUILLE CITY	718	5	439
0013 MYRTLE POINT CITY	426	7	216
0014 RURAL MYRTLE POINT	483	14	385
0015 POWERS CITY & RURAL	148	7	94
0016 BANDON CITY	594	9	498
0017 RURAL BANDON-REP 9	66	0	72
0018 RURAL BANDON-REP 1	561	11	473
0019 RURAL BANDON-2CJ CURRY	97	3	75
CANDIDATE TOTALS	10648	141	7178
CANDIDATE PERCENT	98.69	1.30	

I HEREBY CERTIFY THAT THE ABOVE RESULTS ARE TRUE AND CORRECT



TERRI L. TURI, CCC
 COOS COUNTY CLERK




Judge of the Court of Appeals - Position 7


Vote For 1

	R o b e l t e i m	W R I T E - I N	O V O E T R E S	U V N O D T E E R S
0001 LAKESIDE CITY & RURAL	373	4	0	303
0002 RURAL NORTH BEND	887	7	0	584
0003 NORTH BEND CITY WEST	836	9	0	561
0004 NORTH BEND CITY EAST	651	2	0	468
0005 COOS BAY CITY WEST	985	14	0	551
0006 COOS BAY CITY NORTHEAST	590	7	0	458
0007 COOS BAY CITY SOUTHEAST	633	9	0	432
0008 RURAL COOS BAY WEST	769	5	0	530
0009 RURAL COOS BAY EAST	531	11	0	441
0010 RURAL COOS BAY-REP 1	440	4	0	370
0011 RURAL COQUILLE	582	8	0	511
0012 COQUILLE CITY	696	6	0	460
0013 MYRTLE POINT CITY	422	5	0	222
0014 RURAL MYRTLE POINT	471	12	0	399
0015 POWERS CITY & RURAL	141	6	0	102
0016 BANDON CITY	567	8	0	526
0017 RURAL BANDON-REP 9	64	0	0	74
0018 RURAL BANDON-REP 1	525	11	0	509
0019 RURAL BANDON-2CJ CURRY	91	2	0	82
CANDIDATE TOTALS	10254	130		7583
CANDIDATE PERCENT	98.74	1.25		

I HEREBY CERTIFY THAT THE ABOVE RESULTS ARE TRUE AND CORRECT



TERRI L. TURI, CCC
COOS COUNTY CLERK




Judge of the Circuit Court District 15 - Position 1


Vote For 1

	W R M S a t r o t n i e n	I T E I N	O V V O E T R E S	U V N O D T E E R S
0001 LAKESIDE CITY & RURAL	427	1	0	252
0002 RURAL NORTH BEND	1025	11	0	442
0003 NORTH BEND CITY WEST	1012	10	0	384
0004 NORTH BEND CITY EAST	793	5	0	323
0005 COOS BAY CITY WEST	1137	11	0	402
0006 COOS BAY CITY NORTHEAST	753	3	0	299
0007 COOS BAY CITY SOUTHEAST	766	7	0	301
0008 RURAL COOS BAY WEST	889	10	0	405
0009 RURAL COOS BAY EAST	635	12	0	336
0010 RURAL COOS BAY-REP 1	544	6	0	264
0011 RURAL COQUILLE	796	4	0	301
0012 COQUILLE CITY	952	9	0	201
0013 MYRTLE POINT CITY	534	2	0	113
0014 RURAL MYRTLE POINT	699	6	0	177
0015 POWERS CITY & RURAL	175	8	0	66
0016 BANDON CITY	686	8	0	407
0017 RURAL BANDON-REP 9	72	1	0	65
0018 RURAL BANDON-REP 1	646	9	0	390
0019 RURAL BANDON-2CJ CURRY	121	2	0	52
CANDIDATE TOTALS	12662	125		5180
CANDIDATE PERCENT	99.02	.97		

I HEREBY CERTIFY THAT THE ABOVE RESULTS ARE TRUE AND CORRECT



TERRI L. TURI, CCC
 COOS COUNTY CLERK




Judge of the Circuit Court District 15 - Position 2


Vote For 1

	W R L B R i a I c r T O V U V h r E V O N O a o - E T D T r n I R E E E d N S R S			
0001 LAKESIDE CITY & RURAL	418	3	0	259
0002 RURAL NORTH BEND	1048	12	0	418
0003 NORTH BEND CITY WEST	1019	16	0	371
0004 NORTH BEND CITY EAST	793	10	0	318
0005 COOS BAY CITY WEST	1113	17	0	420
0006 COOS BAY CITY NORTHEAST	777	5	0	273
0007 COOS BAY CITY SOUTHEAST	777	13	0	284
0008 RURAL COOS BAY WEST	892	15	0	397
0009 RURAL COOS BAY EAST	659	19	0	305
0010 RURAL COOS BAY-REP 1	552	9	0	253
0011 RURAL COQUILLE	731	8	0	362
0012 COQUILLE CITY	898	9	0	255
0013 MYRTLE POINT CITY	507	2	0	140
0014 RURAL MYRTLE POINT	645	9	0	228
0015 POWERS CITY & RURAL	168	8	0	73
0016 BANDON CITY	659	14	0	428
0017 RURAL BANDON-REP 9	75	0	0	63
0018 RURAL BANDON-REP 1	651	8	0	386
0019 RURAL BANDON-2CJ CURRY	113	2	0	60
CANDIDATE TOTALS	12495	179		5293
CANDIDATE PERCENT	98.58	1.41		

I HEREBY CERTIFY THAT THE ABOVE RESULTS ARE TRUE AND CORRECT



TERRI L. TURI, CCC
 COOS COUNTY CLERK




Judge of the Circuit Court District 15 - Position 4


Vote For 1

	M G i k e s p i e	W R I T E I N	O V V E R S	U V N O D T E E R S
0001 LAKESIDE CITY & RURAL	418	3	0	259
0002 RURAL NORTH BEND	1042	8	0	428
0003 NORTH BEND CITY WEST	1011	8	0	387
0004 NORTH BEND CITY EAST	777	6	0	338
0005 COOS BAY CITY WEST	1098	11	0	441
0006 COOS BAY CITY NORTHEAST	738	9	0	308
0007 COOS BAY CITY SOUTHEAST	758	11	0	305
0008 RURAL COOS BAY WEST	867	7	0	430
0009 RURAL COOS BAY EAST	640	14	0	329
0010 RURAL COOS BAY-REP 1	524	7	0	283
0011 RURAL COQUILLE	749	8	0	344
0012 COQUILLE CITY	888	9	0	265
0013 MYRTLE POINT CITY	493	5	0	151
0014 RURAL MYRTLE POINT	645	12	0	225
0015 POWERS CITY & RURAL	169	10	0	70
0016 BANDON CITY	667	10	0	424
0017 RURAL BANDON-REP 9	76	0	0	62
0018 RURAL BANDON-REP 1	648	11	0	386
0019 RURAL BANDON-2CJ CURRY	115	2	0	58
CANDIDATE TOTALS	12323	151		5493
CANDIDATE PERCENT	98.78	1.21		

I HEREBY CERTIFY THAT THE ABOVE RESULTS ARE TRUE AND CORRECT



TERRI L. TURI, CCC
 COOS COUNTY CLERK




RUN DATE:06/01/10 11:25 AM

County Commissioner - Position 2


Vote For 1

	S t e v e r i n g	P t i a r i s i a n s	M T L L V E L V E L V E L V E	L V E L V E L V E L V E	W R I T E R S H I P M E N T S	O V E R S E E S	U N D E R S E E S	U N D E R S E E S
0001 LAKESIDE CITY & RURAL	51	100	136	70	251	1	4	67
0002 RURAL NORTH BEND	95	205	394	134	567	4	5	74
0003 NORTH BEND CITY WEST	73	184	367	132	553	5	17	75
0004 NORTH BEND CITY EAST	77	162	244	102	454	2	9	71
0005 COOS BAY CITY WEST	103	233	352	137	580	7	26	112
0006 COOS BAY CITY NORTHEAST	56	148	203	79	484	5	10	70
0007 COOS BAY CITY SOUTHEAST	69	104	252	102	471	5	5	66
0008 RURAL COOS BAY WEST	80	147	310	129	532	4	6	96
0009 RURAL COOS BAY EAST	67	102	255	72	401	3	7	76
0010 RURAL COOS BAY-REP 1	51	104	236	59	294	3	8	59
0011 RURAL COQUILLE	61	141	403	91	325	7	4	69
0012 COQUILLE CITY	65	134	383	71	440	4	12	53
0013 MYRTLE POINT CITY	49	71	207	62	220	0	7	33
0014 RURAL MYRTLE POINT	61	84	268	71	352	2	5	39
0015 POWERS CITY & RURAL	22	24	66	18	99	2	3	15
0016 BANDON CITY	50	145	172	119	415	3	13	184
0017 RURAL BANDON-REP 9	7	28	37	17	38	0	0	11
0018 RURAL BANDON-REP 1	62	128	217	111	420	5	10	92
0019 RURAL BANDON-2CJ CURRY	11	12	52	13	70	1	1	15
CANDIDATE TOTALS	1110	2256	4554	1589	6966	63	152	1277
CANDIDATE PERCENT	6.71	13.64	27.53	9.60	42.12	.38		

I HEREBY CERTIFY THAT THE ABOVE RESULTS ARE TRUE AND CORRECT



TERRI L. TURI, CCC
 COOS COUNTY CLERK




County Commissioner - Position 3


Vote For 1

	K S e t v u i f n f	G (L DLB e a e n e n n u d c b l n e n d i m y k e e n o r e a s a o d s n e m n n d n	A J a a a n a a a a n a a a a n a a a a n a	B C a r e a t w h f r s o n r o	R C H a o c u h s e t l o n W R D I T E V O U V V O N O E T D T I N R E S R S						
0001 LAKESIDE CITY & RURAL	161	44	19	10	251	3	98	38	1	4	51
0002 RURAL NORTH BEND	418	48	54	18	523	8	305	44	2	3	55
0003 NORTH BEND CITY WEST	357	51	66	19	506	8	290	32	6	5	66
0004 NORTH BEND CITY EAST	316	36	27	13	391	8	219	37	1	7	66
0005 COOS BAY CITY WEST	377	60	45	30	606	11	249	73	4	15	80
0006 COOS BAY CITY NORTHEAST	383	23	46	9	311	6	184	33	3	10	47
0007 COOS BAY CITY SOUTHEAST	298	29	42	16	322	10	246	45	7	8	51
0008 RURAL COOS BAY WEST	320	60	48	14	451	14	266	47	4	3	77
0009 RURAL COOS BAY EAST	258	34	30	7	301	10	272	29	4	4	34
0010 RURAL COOS BAY-REP 1	205	30	31	8	234	4	237	16	1	4	44
0011 RURAL COQUILLE	188	55	29	10	534	5	220	22	2	2	34
0012 COQUILLE CITY	220	39	14	6	638	2	184	22	5	8	24
0013 MYRTLE POINT CITY	135	23	12	9	297	4	128	13	0	7	21
0014 RURAL MYRTLE POINT	187	36	20	9	352	3	229	19	4	2	21
0015 POWERS CITY & RURAL	37	24	8	3	84	4	67	5	0	3	14
0016 BANDON CITY	239	72	17	11	348	7	185	52	3	11	156
0017 RURAL BANDON-REP 9	27	8	5	1	41	2	35	7	1	1	10
0018 RURAL BANDON-REP 1	247	62	14	18	356	6	218	38	5	3	78
0019 RURAL BANDON-2CJ CURRY	42	7	4	0	59	0	44	3	1	0	15
CANDIDATE TOTALS	4415	741	531	211	6605	115	3676	575	54	100	944
CANDIDATE PERCENT	26.08	4.37	3.13	1.24	39.02	.67	21.72	3.39	.31		

I HEREBY CERTIFY THAT THE ABOVE RESULTS ARE TRUE AND CORRECT



TERRI L. TURI, CCC
 COOS COUNTY CLERK



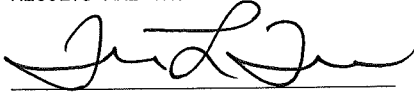
RUN DATE:06/01/10 11:26 AM

Commissioner - Cammann Road District


Vote For 3

	J C P i r d o m o	T D o y k m c	W R I T E	O V V O E T	U V N O D T	
0008 RURAL COOS BAY WEST	22	28	28	36	0	75
CANDIDATE TOTALS	22	28	28	36		75
CANDIDATE PERCENT	19.29	24.56	24.56	31.57		

I HEREBY CERTIFY THAT THE ABOVE
RESULTS ARE TRUE AND CORRECT



TERRI L. TURI, CCC
COOS COUNTY CLERK




M-68 School Bonds for Capital Costs

Vote For 1

Y e s	O V		U V	
	N	V O	N O	D T
		E T		E E
		R E	S	R S
0001 LAKESIDE CITY & RURAL	346	280	0	54
0002 RURAL NORTH BEND	810	550	0	118
0003 NORTH BEND CITY WEST	793	483	1	129
0004 NORTH BEND CITY EAST	665	325	0	131
0005 COOS BAY CITY WEST	817	568	0	165
0006 COOS BAY CITY NORTHEAST	636	314	0	105
0007 COOS BAY CITY SOUTHEAST	643	336	0	95
0008 RURAL COOS BAY WEST	694	466	0	144
0009 RURAL COOS BAY EAST	498	370	0	115
0010 RURAL COOS BAY-REP 1	422	304	0	88
0011 RURAL COQUILLE	506	483	1	111
0012 COQUILLE CITY	588	450	0	124
0013 MYRTLE POINT CITY	317	262	0	70
0014 RURAL MYRTLE POINT	364	436	0	82
0015 POWERS CITY & RURAL	101	133	0	15
0016 BANDON CITY	618	353	0	130
0017 RURAL BANDON-REP 9	70	47	0	21
0018 RURAL BANDON-REP 1	527	431	0	87
0019 RURAL BANDON-2CJ CURRY	86	79	0	10
CANDIDATE TOTALS	9501	6670	2	1794
CANDIDATE PERCENT	58.75	41.24		

I HEREBY CERTIFY THAT THE ABOVE
 RESULTS ARE TRUE AND CORRECT



TERRI L. TURI, CCC
 COOS COUNTY CLERK



M-69 Lowest Cost Borrowing for Colleges

Vote For 1

	Y e s	O V V O E T R E S	U V N O D T E E R S
0001 LAKESIDE CITY & RURAL	368	259	0 53
0002 RURAL NORTH BEND	876	477	0 125
0003 NORTH BEND CITY WEST	845	425	0 136
0004 NORTH BEND CITY EAST	704	283	0 134
0005 COOS BAY CITY WEST	903	483	0 164
0006 COOS BAY CITY NORTHEAST	677	271	0 107
0007 COOS BAY CITY SOUTHEAST	650	329	0 95
0008 RURAL COOS BAY WEST	738	427	0 139
0009 RURAL COOS BAY EAST	521	344	0 118
0010 RURAL COOS BAY-REP 1	452	277	0 85
0011 RURAL COQUILLE	532	453	1 115
0012 COQUILLE CITY	602	425	0 135
0013 MYRTLE POINT CITY	338	243	0 68
0014 RURAL MYRTLE POINT	405	394	0 83
0015 POWERS CITY & RURAL	113	118	0 18
0016 BANDON CITY	658	308	0 135
0017 RURAL BANDON-REP 9	75	42	0 21
0018 RURAL BANDON-REP 1	554	403	0 88
0019 RURAL BANDON-2CJ CURRY	81	84	0 10
CANDIDATE TOTALS	10092	6045	1 1829
CANDIDATE PERCENT	62.53	37.46	

I HEREBY CERTIFY THAT THE ABOVE
RESULTS ARE TRUE AND CORRECT

TERRI L. TURI, CCC
COOS COUNTY CLERK




6-130 Bandon City Police Operating Levy


Vote For 1

	Y e s	N o	O V V O E T R E S	U V N O D T E E R S
0016 BANDON CITY	477	605	0	19
CANDIDATE TOTALS	477	605		19
CANDIDATE PERCENT	44.08	55.91		

I HEREBY CERTIFY THAT THE ABOVE
RESULTS ARE TRUE AND CORRECT



TERRI L. TURI, CCC
COOS COUNTY CLERK

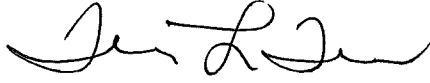


6-131 Formation of Cammann Road District

Vote For 1

	Y e s	N o	O V V O E T R E S	U V N O D T E E R S
0008 RURAL COOS BAY WEST	32	31	0	0
CANDIDATE TOTALS	32	31		
CANDIDATE PERCENT	50.79	49.20		

I HEREBY CERTIFY THAT THE ABOVE
RESULTS ARE TRUE AND CORRECT



TERRI L. TURI, CCC
COOS COUNTY CLERK

