

United States Senator


WITH 19 OF 19 PRECINCTS REPORTING

Vote for 1

	J H i u m f	R W o y n d	M D a e r l c p	B C r r u o	W r i t e	O V V O E T	U V N O D T	
	a n (REP)	r g (PRO)	e n (DEM)	n e (LBT)	c e k (WFP)	I n (NON)	R E S	E E R S
0001 LAKESIDE CITY & RURAL	487	25	492	15	17	2	0	36
0002 RURAL NORTH BEND	894	29	1009	20	38	0	1	65
0003 NORTH BEND CITY WEST	873	27	1041	17	30	0	0	58
0004 NORTH BEND CITY EAST	652	38	868	21	31	0	0	37
0005 COOS BAY CITY WEST	894	32	1181	33	47	1	1	53
0006 COOS BAY CITY NORTHEAST	589	27	842	17	27	1	2	53
0007 COOS BAY CITY SOUTHEAST	594	39	928	18	37	1	0	46
0008 RURAL COOS BAY WEST	742	48	935	32	50	2	0	43
0009 RURAL COOS BAY EAST	625	32	656	8	28	1	1	41
0010 RURAL COOS BAY-REP 1	550	25	529	12	29	1	0	19
0011 RURAL COQUILLE	807	26	585	28	38	1	0	45
0012 COQUILLE CITY	770	36	731	14	27	1	0	41
0013 MYRTLE POINT CITY	526	11	377	11	14	1	0	28
0014 RURAL MYRTLE POINT	741	11	436	15	32	0	0	42
0015 POWERS CITY & RURAL	187	9	136	6	13	1	0	27
0016 BANDON CITY	527	39	714	24	17	1	0	50
0017 RURAL BANDON-REP 9	81	2	101	7	5	0	0	4
0018 RURAL BANDON-REP 1	751	16	668	17	23	1	0	33
0019 RURAL BANDON-2CJ CURRY	157	4	94	1	4	0	0	9
CANDIDATE TOTALS	11447	476	12323	316	507	15	5	730
CANDIDATE PERCENT	45.63	1.89	49.12	1.25	2.02	.05		

I HEREBY CERTIFY THAT THE ABOVE
 RESULTS ARE TRUE AND CORRECT

TERRI L. TURI by Robbie Heller
 Election Director
 TERRI L. TURI, CCC
 COOS COUNTY CLERK



Representative in Congress, District 4

WITH 19 OF 19 PRECINCTS REPORTING


Vote for 1

	MB ie ki el	AR ro tb	PAD e e e e	W r i	OV VO ET RE S	UV NO DT EE RS
	s t e i n (PGP)	i n s (REP)	t e a z (DEM)	F t e I n (NON)		
0001 LAKESIDE CITY & RURAL	17	515	515	1	0	26
0002 RURAL NORTH BEND	54	927	1047	2	0	26
0003 NORTH BEND CITY WEST	39	906	1057	4	0	40
0004 NORTH BEND CITY EAST	36	674	910	1	1	25
0005 COOS BAY CITY WEST	45	959	1195	2	0	41
0006 COOS BAY CITY NORTHEAST	23	647	852	3	1	32
0007 COOS BAY CITY SOUTHEAST	37	642	954	3	1	26
0008 RURAL COOS BAY WEST	52	763	1003	3	0	31
0009 RURAL COOS BAY EAST	20	670	678	4	0	20
0010 RURAL COOS BAY-REP 1	29	595	531	0	0	10
0011 RURAL COQUILLE	39	903	559	2	0	27
0012 COQUILLE CITY	34	836	723	1	0	26
0013 MYRTLE POINT CITY	9	561	377	1	0	20
0014 RURAL MYRTLE POINT	19	822	413	0	0	23
0015 POWERS CITY & RURAL	13	208	141	0	0	17
0016 BANDON CITY	33	581	727	0	0	31
0017 RURAL BANDON-REP 9	3	86	109	0	0	2
0018 RURAL BANDON-REP 1	22	822	642	2	0	21
0019 RURAL BANDON-2CJ CURRY	0	172	91	0	0	6
CANDIDATE TOTALS	524	12289	12524	29	3	450
CANDIDATE PERCENT	2.06	48.44	49.37	.11		

I HEREBY CERTIFY THAT THE ABOVE
 RESULTS ARE TRUE AND CORRECT

Terri L. Turi by Debbie Heller
 Election Director

TERRI L. TURI, CCC
 COOS COUNTY CLERK



Certified Abstract of Votes

Coos County, OR
 2010 General Election
 Tuesday, November 2, 2010

RUN DATE:11/16/10 01:09 PM

REPORT-EL111

PAGE 0001

Governor


WITH 19 OF 19 PRECINCTS REPORTING

Vote for 1

	J o h n z	K e a r g d (DEM)	W e s t e r n (LBT)	C o u n t y (REP)	D i s t r i c t (NON)	O v e r s e e s	U n d e r s e e s
0001 LAKESIDE CITY & RURAL	402	23	29	599	2	1	18
0002 RURAL NORTH BEND	879	33	51	1054	2	0	37
0003 NORTH BEND CITY WEST	885	28	38	1059	1	0	35
0004 NORTH BEND CITY EAST	792	30	32	768	3	0	22
0005 COOS BAY CITY WEST	1005	70	56	1066	2	0	43
0006 COOS BAY CITY NORTHEAST	744	28	17	743	2	1	23
0007 COOS BAY CITY SOUTHEAST	818	30	49	738	2	0	26
0008 RURAL COOS BAY WEST	812	59	48	886	7	0	40
0009 RURAL COOS BAY EAST	544	40	34	744	5	0	25
0010 RURAL COOS BAY-REP 1	432	34	21	657	2	0	19
0011 RURAL COQUILLE	462	55	27	956	0	0	30
0012 COQUILLE CITY	573	33	38	943	2	0	31
0013 MYRTLE POINT CITY	292	26	30	600	0	0	20
0014 RURAL MYRTLE POINT	308	45	24	870	1	0	29
0015 POWERS CITY & RURAL	119	13	13	219	1	0	14
0016 BANDON CITY	660	22	28	630	0	1	31
0017 RURAL BANDON-REP 9	86	4	13	97	0	0	0
0018 RURAL BANDON-REP 1	566	35	28	853	2	0	25
0019 RURAL BANDON-2CJ CURRY	77	10	7	170	0	0	5
CANDIDATE TOTALS	10456	618	583	13652	34	3	473
CANDIDATE PERCENT	41.25	2.43	2.30	53.86	.13		

I HEREBY CERTIFY THAT THE ABOVE RESULTS ARE TRUE AND CORRECT

TERRI L. TURI by Debbie Heller
 TERRI L. TURI, CCC
 COOS COUNTY CLERK
Election Director



Certified Abstract of Votes

Coos County, OR
 2010 General Election
 Tuesday, November 2, 2010

RUN DATE:11/16/10 01:09 PM

REPORT-EL111 PAGE 0001

State Treasurer (2 Year Term)

WITH 19 OF 19 PRECINCTS REPORTING


Vote for 1

	WFB a r l (o t W w e a n r l t) (PRO)	CT h e r l s e (REP)	TW e h d e l (DEM)	MM i a c r l (CON)	W r i t e n (NON)	OV V O E T S	UV N O D T E E R S
0001 LAKESIDE CITY & RURAL	36	527	401	22	0	0	88
0002 RURAL NORTH BEND	63	901	873	59	0	0	160
0003 NORTH BEND CITY WEST	52	829	899	62	1	1	202
0004 NORTH BEND CITY EAST	51	629	740	57	3	0	167
0005 COOS BAY CITY WEST	66	899	1005	80	0	0	192
0006 COOS BAY CITY NORTHEAST	46	609	673	53	1	2	174
0007 COOS BAY CITY SOUTHEAST	63	596	780	42	2	0	180
0008 RURAL COOS BAY WEST	67	708	842	79	5	0	151
0009 RURAL COOS BAY EAST	29	620	572	46	2	0	123
0010 RURAL COOS BAY-REP 1	35	555	438	35	0	0	102
0011 RURAL COQUILLE	40	784	513	66	2	0	125
0012 COQUILLE CITY	39	777	588	54	4	0	158
0013 MYRTLE POINT CITY	21	470	340	61	0	0	76
0014 RURAL MYRTLE POINT	32	720	357	42	1	0	125
0015 POWERS CITY & RURAL	8	189	109	26	1	1	45
0016 BANDON CITY	51	538	620	38	0	0	125
0017 RURAL BANDON-REP 9	7	84	96	3	0	0	10
0018 RURAL BANDON-REP 1	47	744	563	39	1	0	115
0019 RURAL BANDON-2CJ CURRY	6	152	74	19	0	0	18
CANDIDATE TOTALS	759	11331	10483	883	23	4	2336
CANDIDATE PERCENT	3.23	48.26	44.64	3.76	.09		

I HEREBY CERTIFY THAT THE ABOVE
 RESULTS ARE TRUE AND CORRECT

Terri L. Turi by Debbie Heller
 Election Director

TERRI L. TURI, CCC
 COOS COUNTY CLERK



State Representative, House District 1


WITH 9 OF 9 PRECINCTS REPORTING

Vote for 1

	ER Lo dl ol ni n s (DEM)	WK ar yi ne eg r (REP)	W r i t e I n (NON)	OV VO ET RE S	UV NO DT EE RS
0010 RURAL COOS BAY-REP 1	298	785	3	1	78
0011 RURAL COQUILLE	377	1074	4	0	75
0012 COQUILLE CITY	411	1113	11	0	85
0013 MYRTLE POINT CITY	226	694	0	0	48
0014 RURAL MYRTLE POINT	221	985	2	0	69
0015 POWERS CITY & RURAL	87	255	1	0	36
0016 BANDON CITY	508	751	4	0	109
0018 RURAL BANDON-REP 1	419	1006	4	1	79
0019 RURAL BANDON-2CJ CURRY	55	202	0	0	12
CANDIDATE TOTALS	2602	6865	29	2	591
CANDIDATE PERCENT	27.40	72.29	.30		

I HEREBY CERTIFY THAT THE ABOVE
 RESULTS ARE TRUE AND CORRECT

TERRI L. TURI by Debbie Haller
 TERRI L. TURI, CCC
 COOS COUNTY CLERK
 Election Director



State Representative, House District 9

WITH 10 OF 10 PRECINCTS REPORTING

Vote for 1

	RSR co te tr t s (REP)	AR ro nb il ea n (DEM)	W r i t e I n (NON)	OV VO ET RE S	UV NO DT EE RS
0001 LAKESIDE CITY & RURAL	574	451	0	0	49
0002 RURAL NORTH BEND	981	1000	2	1	72
0003 NORTH BEND CITY WEST	986	989	1	1	69
0004 NORTH BEND CITY EAST	706	883	0	0	58
0005 COOS BAY CITY WEST	1028	1127	3	0	84
0006 COOS BAY CITY NORTHEAST	683	824	3	0	48
0007 COOS BAY CITY SOUTHEAST	654	959	3	0	47
0008 RURAL COOS BAY WEST	814	972	5	0	61
0009 RURAL COOS BAY EAST	694	645	6	0	47
0017 RURAL BANDON-REP 9	100	95	0	0	5
CANDIDATE TOTALS	7220	7945	23	2	540
CANDIDATE PERCENT	47.53	52.31	.15		

I HEREBY CERTIFY THAT THE ABOVE
 RESULTS ARE TRUE AND CORRECT

TERRI L. TURI by Debbie Haller
 Election Director

TERRI L. TURI, CCC
 COOS COUNTY CLERK



Judge of the Court of Appeals

WITH 19 OF 19 PRECINCTS REPORTING


Vote for 1

	W R A D e u i b n t e c e c a c n I a n (NON)	OV VO ET RE S	UV NO DT EE RS	
0001 LAKESIDE CITY & RURAL	635	7	0	432
0002 RURAL NORTH BEND	1166	17	0	873
0003 NORTH BEND CITY WEST	1183	14	0	849
0004 NORTH BEND CITY EAST	950	18	0	679
0005 COOS BAY CITY WEST	1354	12	0	876
0006 COOS BAY CITY NORTHEAST	889	8	0	661
0007 COOS BAY CITY SOUTHEAST	975	12	0	676
0008 RURAL COOS BAY WEST	1060	22	0	770
0009 RURAL COOS BAY EAST	780	12	0	600
0010 RURAL COOS BAY-REP 1	601	6	0	558
0011 RURAL COQUILLE	803	9	0	718
0012 COQUILLE CITY	935	8	0	677
0013 MYRTLE POINT CITY	588	9	0	371
0014 RURAL MYRTLE POINT	665	10	0	602
0015 POWERS CITY & RURAL	194	4	0	181
0016 BANDON CITY	761	10	0	601
0017 RURAL BANDON-REP 9	106	0	0	94
0018 RURAL BANDON-REP 1	809	10	0	690
0019 RURAL BANDON-2CJ CURRY	127	4	0	138
CANDIDATE TOTALS	14581	192		11046
CANDIDATE PERCENT	98.70	1.29		

I HEREBY CERTIFY THAT THE ABOVE
 RESULTS ARE TRUE AND CORRECT

TERRI L. TURI by Debbie Heller
 Election Director

TERRI L. TURI, CCC
 COOS COUNTY CLERK



Coos County Commissioner, Position 2


WITH 19 OF 19 PRECINCTS REPORTING

Vote for 1

	L a r y g (NON)	V a r b e r i t y (NON)	E a r n s i h k i t n (NON)	W r i t t e - I n (NON)	O V V O E T R E S	U V N O N O D T E E R S
0001 LAKESIDE CITY & RURAL	448	500	5	0	121	
0002 RURAL NORTH BEND	803	1096	8	0	149	
0003 NORTH BEND CITY WEST	813	1047	8	4	174	
0004 NORTH BEND CITY EAST	629	879	7	3	129	
0005 COOS BAY CITY WEST	837	1175	12	2	216	
0006 COOS BAY CITY NORTHEAST	460	939	7	2	150	
0007 COOS BAY CITY SOUTHEAST	594	883	10	1	175	
0008 RURAL COOS BAY WEST	672	1002	8	1	169	
0009 RURAL COOS BAY EAST	573	704	13	0	102	
0010 RURAL COOS BAY-REP 1	484	583	9	2	87	
0011 RURAL COQUILLE	800	599	13	0	118	
0012 COQUILLE CITY	742	742	10	2	124	
0013 MYRTLE POINT CITY	459	437	2	0	70	
0014 RURAL MYRTLE POINT	571	613	10	0	83	
0015 POWERS CITY & RURAL	142	194	3	0	40	
0016 BANDON CITY	427	725	6	2	212	
0017 RURAL BANDON-REP 9	84	93	0	0	23	
0018 RURAL BANDON-REP 1	569	750	5	0	185	
0019 RURAL BANDON-2CJ CURRY	94	137	2	0	36	
CANDIDATE TOTALS	10201	13098	138	19	2363	
CANDIDATE PERCENT	43.52	55.88	.58			

I HEREBY CERTIFY THAT THE ABOVE
 RESULTS ARE TRUE AND CORRECT

TERRI L. TURI by Debbie Heller
 Election Director
 TERRI L. TURI, CCC
 COOS COUNTY CLERK



Coos County Commissioner, Position 3


WITH 19 OF 19 PRECINCTS REPORTING

Vote for 1

	K e t v u i f n f l e b e n (NON)	S A J n a d c y k s o n (NON)	W r i t e I n (NON)	O V V O E T R E S	U V N O D T E E R S
0001 LAKESIDE CITY & RURAL	345	649	5	0	75
0002 RURAL NORTH BEND	699	1216	24	1	116
0003 NORTH BEND CITY WEST	660	1236	15	1	134
0004 NORTH BEND CITY EAST	543	974	21	0	109
0005 COOS BAY CITY WEST	742	1323	18	1	158
0006 COOS BAY CITY NORTHEAST	632	817	15	1	93
0007 COOS BAY CITY SOUTHEAST	579	917	30	0	137
0008 RURAL COOS BAY WEST	623	1101	15	0	113
0009 RURAL COOS BAY EAST	443	854	31	0	64
0010 RURAL COOS BAY-REP 1	422	662	16	0	65
0011 RURAL COQUILLE	399	1004	31	0	96
0012 COQUILLE CITY	364	1169	13	0	74
0013 MYRTLE POINT CITY	247	660	10	0	51
0014 RURAL MYRTLE POINT	376	831	20	0	50
0015 POWERS CITY & RURAL	129	213	7	0	30
0016 BANDON CITY	415	763	9	1	184
0017 RURAL BANDON-REP 9	66	119	3	0	12
0018 RURAL BANDON-REP 1	481	870	12	0	146
0019 RURAL BANDON-2CJ CURRY	79	155	3	0	32
CANDIDATE TOTALS	8244	15533	298	5	1739
CANDIDATE PERCENT	34.24	64.51	1.23		

I HEREBY CERTIFY THAT THE ABOVE RESULTS ARE TRUE AND CORRECT

TERRI L. TURI by Debbie Haller
 TERRI L. TURI, CCC
 COOS COUNTY CLERK
Election Director



Coos County Clerk


WITH 19 OF 19 PRECINCTS REPORTING

Vote for 1

	W r i t t e r r i f (NON)	O V O V O E T R E S (NON)	U V N O D T E E R S
0001 LAKESIDE CITY & RURAL	794	2	0 278
0002 RURAL NORTH BEND	1627	9	0 420
0003 NORTH BEND CITY WEST	1611	8	0 427
0004 NORTH BEND CITY EAST	1243	19	0 385
0005 COOS BAY CITY WEST	1710	15	1 516
0006 COOS BAY CITY NORTHEAST	1198	3	0 357
0007 COOS BAY CITY SOUTHEAST	1273	9	0 381
0008 RURAL COOS BAY WEST	1387	23	0 442
0009 RURAL COOS BAY EAST	1029	16	1 346
0010 RURAL COOS BAY-REP 1	868	5	0 292
0011 RURAL COQUILLE	1103	6	1 420
0012 COQUILLE CITY	1252	11	0 357
0013 MYRTLE POINT CITY	771	6	0 191
0014 RURAL MYRTLE POINT	977	12	0 288
0015 POWERS CITY & RURAL	263	4	0 112
0016 BANDON CITY	936	5	0 431
0017 RURAL BANDON-REP 9	134	1	0 65
0018 RURAL BANDON-REP 1	1056	7	0 446
0019 RURAL BANDON-2CJ CURRY	167	4	0 98
CANDIDATE TOTALS	19399	165	3 6252
CANDIDATE PERCENT	99.15	.84	

I HEREBY CERTIFY THAT THE ABOVE
 RESULTS ARE TRUE AND CORRECT

TERRI L. TURI by Debbie Heller
 TERRI L. TURI, CCC
 COOS COUNTY CLERK
Election Director



Coos County Sheriff


WITH 19 OF 19 PRECINCTS REPORTING

Vote for 1

	W r i t t e n g i n (NON)	C Z r a n i n g i n (NON)	O V V O E T R E S	U V N O D T E E R S
0001 LAKESIDE CITY & RURAL	693	14	0	367
0002 RURAL NORTH BEND	1424	24	0	608
0003 NORTH BEND CITY WEST	1367	14	0	665
0004 NORTH BEND CITY EAST	1085	27	0	535
0005 COOS BAY CITY WEST	1481	27	0	734
0006 COOS BAY CITY NORTHEAST	1006	19	0	533
0007 COOS BAY CITY SOUTHEAST	1076	25	0	562
0008 RURAL COOS BAY WEST	1191	36	0	625
0009 RURAL COOS BAY EAST	916	14	2	460
0010 RURAL COOS BAY-REP 1	755	19	0	391
0011 RURAL COQUILLE	1049	30	0	451
0012 COQUILLE CITY	1221	20	0	379
0013 MYRTLE POINT CITY	675	26	0	267
0014 RURAL MYRTLE POINT	869	53	0	355
0015 POWERS CITY & RURAL	242	13	0	124
0016 BANDON CITY	780	25	0	567
0017 RURAL BANDON-REP 9	123	5	0	72
0018 RURAL BANDON-REP 1	920	25	0	564
0019 RURAL BANDON-2CJ CURRY	154	8	0	107
CANDIDATE TOTALS	17027	424	2	8366
CANDIDATE PERCENT	97.57	2.42		

I HEREBY CERTIFY THAT THE ABOVE
 RESULTS ARE TRUE AND CORRECT

Terri L. Turi by Robbie Heller
 TERRI L. TURI, CCC
 COOS COUNTY CLERK
Election Director



Bandon Mayor


WITH 1 OF 1 PRECINCTS REPORTING

Vote for 1

	M S a c r h y a m	W r i	D K a i v m	t e -	O V V O E T	U V N O D T
	r n (NON)	i e d s (NON)	I n (NON)	R E S	E E R S	
0016 BANDON CITY	648	605	24	0	95	
CANDIDATE TOTALS	648	605	24		95	
CANDIDATE PERCENT	50.74	47.37	1.87			

I HEREBY CERTIFY THAT THE ABOVE
 RESULTS ARE TRUE AND CORRECT

TERRI L. TURI by Debbie Heller
 TERRI L. TURI, CCC
 COOS COUNTY CLERK
Election Director



Bandon City Councilors


WITH 1 OF 1 PRECINCTS REPORTING

Vote for 3

	RS ot gr ea ru s (NON)	NR ao nw l a n d y (NON)	MC il ka NCD r a n c w (NON)	DC eo ea s n e (NON)	CP ho r w e s (NON)	W r i t e - I (NON)	OV VO ET S RE	UV NO DT EE RS		
0016 BANDON CITY		418	437	536	583	417	562	46	42	1075
CANDIDATE TOTALS	418	437	536	583	417	562	46	42	1075	
CANDIDATE PERCENT	13.93	14.57	17.87	19.43	13.90	18.73	1.53			

I HEREBY CERTIFY THAT THE ABOVE RESULTS ARE TRUE AND CORRECT

TERRI L. TURI by Debbie Heller
 TERRI L. TURI, CCC
 COOS COUNTY CLERK
Election Director



Coos Bay Mayor


WITH 3 OF 3 PRECINCTS REPORTING

Vote for 1

	C S r h y o s j t i a l (NON)	G M e e n l e t o n (NON)	W r i t e I n (NON)	O V V O E T R E S	U V N O D T E E R S
0005 COOS BAY CITY WEST	1221	684	11	0	317
0006 COOS BAY CITY NORTHEAST	987	389	6	0	176
0007 COOS BAY CITY SOUTHEAST	940	524	3	0	196
CANDIDATE TOTALS	3148	1597	20		689
CANDIDATE PERCENT	66.06	33.51	.41		

I HEREBY CERTIFY THAT THE ABOVE
RESULTS ARE TRUE AND CORRECT

TERRI L. TURI by Debbie Heller
TERRI L. TURI, CCC
COOS COUNTY CLERK
Election Director



Coos Bay City Councilors


WITH 3 OF 3 PRECINCTS REPORTING

Vote for 3

	JG er no nt ih f e r (NON)	HF oo wr at re d (NON)	SK tr ea pm he ar i n e (NON)	MV ia ku eg h a n (NON)	JM ou he nn c MD aa ri kl y (NON)	W r i c h JLP ro ou h n t n d I (NON)	OV VO ET RE S	UV NO DT EE RS		
0005 COOS BAY CITY WEST	1013	384	910	600	613	893	440	19	168	1659
0006 COOS BAY CITY NORTHEAST	861	263	517	499	422	723	225	20	162	982
0007 COOS BAY CITY SOUTHEAST	811	305	554	544	534	755	199	17	123	1147
CANDIDATE TOTALS	2685	952	1981	1643	1569	2371	864	56	453	3788
CANDIDATE PERCENT	22.15	7.85	16.34	13.55	12.94	19.56	7.12	.46		

I HEREBY CERTIFY THAT THE ABOVE
 RESULTS ARE TRUE AND CORRECT

TERRI L. TURI by Debbie Heller
 TERRI L. TURI, CCC
 COOS COUNTY CLERK
Election Director



Coquille Mayor

WITH 1 OF 1 PRECINCTS REPORTING


Vote for 1

M P M				
a u				
t e W				
t n r				
h c i				
e h t	O V	U V		
w r e	V O	N O		
a -	E T	D T		
t I	R E	E E		
h n	S	R S		
(NON)	(NON)			

0012 COQUILLE CITY	1118	53	0	449
CANDIDATE TOTALS	1118	53		449
CANDIDATE PERCENT	95.47	4.52		

I HEREBY CERTIFY THAT THE ABOVE
RESULTS ARE TRUE AND CORRECT

TERRI L. TURI by Debbie Heller
 TERRI L. TURI, CCC
 COOS COUNTY CLERK
Election Director



Coquille City Councilors


WITH 1 OF 1 PRECINCTS REPORTING

Vote for 3

	T i m o t	F p a n b	S a n b	W r i t e r	R J i t e r	O V e r	U V o t e r
	L i n e s	S h e r i d e n	L W o u t e r s	R J i t e r s	O V e r s	U V o t e r s	
	(NON)	(NON)	(NON)	(NON)	(NON)		
0012 COQUILLE CITY	1027	787	846	676	52	21	1451
CANDIDATE TOTALS	1027	787	846	676	52	21	1451
CANDIDATE PERCENT	30.31	23.22	24.97	19.95	1.53		

I HEREBY CERTIFY THAT THE ABOVE
RESULTS ARE TRUE AND CORRECT

TERRI L. TURI by Debbie Heller
TERRI L. TURI, CCC
COOS COUNTY CLERK
Election Director



Certified Abstract of Votes

Coos County, OR
2010 General Election
Tuesday, November 2, 2010

RUN DATE:11/16/10 01:15 PM

REPORT-EL111

PAGE 0001

Lakeside Mayor

WITH 1 OF 1 PRECINCTS REPORTING


Vote for 1

	R	S			
	o	c	W		
	d	h	r		
		i	i		
E	G		t	O	V
d	o		e	V	U
	w	i	-	E	N
	a	n	I	T	O
	n	g	n	R	D
	(NON)	(NON)	(NON)	E	T
				S	E
					E
					R
					S

0001 LAKESIDE CITY & RURAL	437	345	6	0	51
CANDIDATE TOTALS	437	345	6		51
CANDIDATE PERCENT	55.45	43.78	.76		

I HEREBY CERTIFY THAT THE ABOVE RESULTS ARE TRUE AND CORRECT

Terril Turi by Debbie Heller
 TERRI L. TURI, CCC
 COOS COUNTY CLERK
Election Director



Lakeside City Councilors

WITH 1 OF 1 PRECINCTS REPORTING


Vote for 3

	RS u h d e y r c h (NON)	EL d a n g l e y (NON)	LDW e a r n n e r (NON)	SJ h a i n r s l s e e r y (NON)	CA l n a d S J D t u a n y (NON)	W r i t e I (NON)	SA u l e l (NON)	NLP o r m k e i (NON)	OV V O E T S (NON)	UV N O D T E E R S (NON)	
0001 LAKESIDE CITY & RURAL	226	353	191	210	275	219	285	311	15	72	360
CANDIDATE TOTALS	226	353	191	210	275	219	285	311	15	72	360
CANDIDATE PERCENT	10.83	16.93	9.16	10.07	13.18	10.50	13.66	14.91	.71		

I HEREBY CERTIFY THAT THE ABOVE
 RESULTS ARE TRUE AND CORRECT

TERRI L. TURI by Debbie Heller
 Election Director

TERRI L. TURI, CCC
 COOS COUNTY CLERK



Certified Abstract of Votes

Coos County, OR
2010 General Election
Tuesday, November 2, 2010

RUN DATE:11/16/10 01:16 PM

REPORT-EL111

PAGE 0001

Myrtle Point Mayor

WITH 1 OF 1 PRECINCTS REPORTING


Vote for 1

	M P J	W			
	i o V P	r		O V	U V
	c h i e	t		V O	N O
	h n c r	e		E T	D T
	a s t e	-		R E	E E
	e o o z	I		S	R S
	l n r	n			
	(NON)	(NON)	(NON)		
0013 MYRTLE POINT CITY	626	250	7	0	85
CANDIDATE TOTALS	626	250	7		85
CANDIDATE PERCENT	70.89	28.31	.79		

I HEREBY CERTIFY THAT THE ABOVE
RESULTS ARE TRUE AND CORRECT

TERRI L. TURI by Debbie Heller
 Election Director

TERRI L. TURI, CCC
COOS COUNTY CLERK



Myrtle Point City Councilors


WITH 1 OF 1 PRECINCTS REPORTING

Vote for 3

	B G	E L	M L	W R	O V	U V
	A H	I	I Y	I	V O	N O
	L A	Z	C O	T	E T	D T
	D M	A	H N	E	R E	E E
	E L	L	A	-	S	R S
	N I	D	E	I		
	N	E	L	N		
	(NON)	(NON)	(NON)	(NON)		
0013 MYRTLE POINT CITY	503	487	599	43	3	1269
CANDIDATE TOTALS	503	487	599	43	3	1269
CANDIDATE PERCENT	30.82	29.84	36.70	2.63		

I HEREBY CERTIFY THAT THE ABOVE
RESULTS ARE TRUE AND CORRECT

TERRI L. TURI by Robbie Heller
TERRI L. TURI, CCC
COOS COUNTY CLERK
Election Director



North Bend Mayor

WITH 2 OF 2 PRECINCTS REPORTING


Vote for 1

R	W				
i	e	W			
c	t	r			
k	h	i			
e	t		O	V	U
r	e		V	O	N
			E	T	D
			R	E	E
			S		R
					S
(NON)	(NON)				

0003 NORTH BEND CITY WEST	1583	40	0	423
0004 NORTH BEND CITY EAST	1237	39	0	371
CANDIDATE TOTALS	2820	79		794
CANDIDATE PERCENT	97.27	2.72		

I HEREBY CERTIFY THAT THE ABOVE RESULTS ARE TRUE AND CORRECT

Terril Turi by Debbie Heller
 TERRI L. TURI, CCC
 COOS COUNTY CLERK
Election Director



North Bend City Councilors


WITH 2 OF 2 PRECINCTS REPORTING

Vote for 3

	B L a r r y r e y s (NON)	H a a y o d e n (NON)	R i l c l h r a i r b y o d s o n (NON)	W r i t e n (NON)	O V V O I S	U V N O D T E E R S
0003 NORTH BEND CITY WEST	1138	1203	1272	54	3	2468
0004 NORTH BEND CITY EAST	884	908	948	50	3	2148
CANDIDATE TOTALS	2022	2111	2220	104	6	4616
CANDIDATE PERCENT	31.31	32.69	34.38	1.61		

I HEREBY CERTIFY THAT THE ABOVE
RESULTS ARE TRUE AND CORRECT

TERRI L. TURI by Debbie Heller
TERRI L. TURI, CCC
COOS COUNTY CLERK
Election Director



Certified Abstract of Votes

Coos County, OR
2010 General Election
Tuesday, November 2, 2010

RUN DATE:11/16/10 01:17 PM

REPORT-EL111 PAGE 0001

Powers Mayor

WITH 1 OF 1 PRECINCTS REPORTING


Vote for 1

		W		
E	P	H	r	
d	a	i		
w	m	t	O	U
a	l	e	V	N
r	e	-	E	T
d	t	I	R	E
t	n	S	R	S
(NON)	(NON)			

0015 POWERS CITY & RURAL	135	104	0	74
CANDIDATE TOTALS	135	104		74
CANDIDATE PERCENT	56.48	43.51		

I HEREBY CERTIFY THAT THE ABOVE RESULTS ARE TRUE AND CORRECT

TERRI L. TURI by Debbie Heller
 TERRI L. TURI, CCC
 COOS COUNTY CLERK
Election Director



Certified Abstract of Votes

Coos County, OR
2010 General Election
Tuesday, November 2, 2010

RUN DATE:11/16/10 02:04 PM

REPORT-EL111 PAGE 0001

Powers City Councilors


WITH 1 OF 1 PRECINCTS REPORTING

Vote for 3

	J M G	W r i	O V	U V
	s o u h e	t	V O	N O
	e r y o	.	E T	D T
	p g r	I	R E	E E
	h e b n	S	S	R S
	(NON)	(NON)	(NON)	
0015 POWERS CITY & RURAL	123	254	114	6 442
CANDIDATE TOTALS	123	254	114	6 442
CANDIDATE PERCENT	25.05	51.73	23.21	

I HEREBY CERTIFY THAT THE ABOVE
RESULTS ARE TRUE AND CORRECT

TERRI L. TURI by Debbie Heller
 TERRI L. TURI, CCC
 COOS COUNTY CLERK
Election Director



OFFICIAL ABSTRACT OF VOTE TOTALS

PAGE 1 OF 1 PAGES OFFICE OR MEASURE		CANDIDATE OR MEASURE										STATE OF OREGON ABSTRACT OF VOTES	SER 900 REV. 7/15/91
Powers City Council Position													
COOS													
ELECTION November 2, 2010 General Election													
BALLOT NUMBER		Bushnell, Mitch	Dudley, Laural	Shaw, Elizabeth	Nightingale, Peter	3 or less votes						TOTALS	
NAME OR NO. OF PRECINCT													
1	Lakeside City & Rural												
2	Rural North Bend												
3	North Bend City West												
4	North Bend City East												
5	Coos Bay City West												
6	Coos Bay City Northeast												
7	Coos Bay City Southeast												
8	Rural Coos Bay West												
9	Rural Coos Bay East												
10	Rural Coos Bay/Rep Dist 1												
11	Rural Coquille												
12	Coquille City												
13	Myrtle Point City												
14	Rural Myrtle Point												
15	Powers City & Rural	13	10	6	4	81						114	
16	Bandon City												
17	Rural Bandon/Rep Dist 9												
18	Rural Bandon/Rep Dist 1												
19	Rural Bandon/2CJ Curry Sch Dis												
TOTALS		13	10	6	4	81						114	

I certify the votes recorded on this abstract correctly summarize the Tally of votes cast at the election indicated.

ABSTRACT OF VOTES AT GENERAL AND SPECIAL ELECTIONS

Votes cast for governor must be on separate page or pages (ORS 254.545).

Signature of County Clerk – Terri L. Turi, CCC

Terri L. Turi by Debbie Heller

Election Director

Date of Abstract

11/15/10

ABSTRACT OF VOTES AT PRIMARY ELECTIONS

Separate sheets for Democratic, Republican, Nonpartisan and other candidates.

Separate sheets for candidates for city, county (including precinct) and state offices.

Coos Soil & Water Conservation District

WITH 19 OF 19 PRECINCTS REPORTING

Director - Zone 2
Vote for 1

N	C	F		
O	A	I	W	
N	L	r		
D	E	i		
I	D	t	O	U
D			V	N
A			E	D
T		I	R	E
E		n	S	R
		(NON)		

0001 LAKESIDE CITY & RURAL	0	48	0	1026
0002 RURAL NORTH BEND	0	117	0	1939
0003 NORTH BEND CITY WEST	0	95	0	1951
0004 NORTH BEND CITY EAST	0	105	0	1542
0005 COOS BAY CITY WEST	0	121	0	2121
0006 COOS BAY CITY NORTHEAST	0	88	0	1470
0007 COOS BAY CITY SOUTHEAST	0	95	0	1568
0008 RURAL COOS BAY WEST	0	113	0	1739
0009 RURAL COOS BAY EAST	0	47	0	1345
0010 RURAL COOS BAY-REP 1	0	42	0	1123
0011 RURAL COQUILLE	0	78	0	1452
0012 COQUILLE CITY	0	87	0	1533
0013 MYRTLE POINT CITY	0	36	0	932
0014 RURAL MYRTLE POINT	0	74	0	1203
0015 POWERS CITY & RURAL	0	22	0	357
0016 BANDON CITY	0	84	0	1288
0017 RURAL BANDON-REP 9	0	11	0	189
0018 RURAL BANDON-REP 1	0	65	0	1444
0019 RURAL BANDON-2CJ CURRY	0	13	0	256
CANDIDATE TOTALS		1341		24478
CANDIDATE PERCENT		100.00		

I HEREBY CERTIFY THAT THE ABOVE
RESULTS ARE TRUE AND CORRECT

TERRI L. TURI by Debbi Heller
 TERRI L. TURI, CCC
 COOS COUNTY CLERK
Election Director



Coos Soil & Water Conservation District


WITH 19 OF 19 PRECINCTS REPORTING

Director - Zone 4
Vote for 1

	W r i t t e r s p e c i f i c a t e d (NON)	O V e r l a p p e r s (NON)	U n c e r t a i n e d (NON)	
	h z (NON)	I n (NON)	S	R S
0001 LAKESIDE CITY & RURAL	601	5	0	468
0002 RURAL NORTH BEND	1135	10	0	911
0003 NORTH BEND CITY WEST	1174	12	0	860
0004 NORTH BEND CITY EAST	938	12	0	697
0005 COOS BAY CITY WEST	1320	12	0	910
0006 COOS BAY CITY NORTHEAST	814	8	0	736
0007 COOS BAY CITY SOUTHEAST	918	13	0	732
0008 RURAL COOS BAY WEST	1026	16	0	810
0009 RURAL COOS BAY EAST	731	7	2	652
0010 RURAL COOS BAY-REP 1	594	7	0	564
0011 RURAL COQUILLE	731	18	0	781
0012 COQUILLE CITY	907	9	0	704
0013 MYRTLE POINT CITY	578	10	0	380
0014 RURAL MYRTLE POINT	655	14	0	608
0015 POWERS CITY & RURAL	185	7	0	187
0016 BANDON CITY	693	10	0	669
0017 RURAL BANDON-REP 9	91	0	0	109
0018 RURAL BANDON-REP 1	758	9	0	742
0019 RURAL BANDON-2CJ CURRY	124	2	0	143
CANDIDATE TOTALS	13973	181	2	11663
CANDIDATE PERCENT	98.72	1.27		

I HEREBY CERTIFY THAT THE ABOVE RESULTS ARE TRUE AND CORRECT

Jerri L Turi by Debbie Heller
FERRI L. TURI, CCC
COOS COUNTY CLERK
Election Director



Coos Soil & Water Conservation District

WITH 19 OF 19 PRECINCTS REPORTING

Director - Zone 5
 Vote for 1


N C F
 O A I W
 N L r
 D E i
 I D t O V U V
 D e V O N O
 A E T D T
 T I R E E E
 E n S R S
 (NON)

	0	23	0	1051
0001 LAKESIDE CITY & RURAL	0	23	0	1051
0002 RURAL NORTH BEND	0	54	0	2002
0003 NORTH BEND CITY WEST	0	58	0	1988
0004 NORTH BEND CITY EAST	0	75	0	1572
0005 COOS BAY CITY WEST	0	66	0	2176
0006 COOS BAY CITY NORTHEAST	0	42	0	1516
0007 COOS BAY CITY SOUTHEAST	0	58	0	1605
0008 RURAL COOS BAY WEST	0	64	0	1788
0009 RURAL COOS BAY EAST	0	24	0	1368
0010 RURAL COOS BAY-REP 1	0	27	0	1138
0011 RURAL COQUILLE	0	46	0	1484
0012 COQUILLE CITY	0	69	0	1551
0013 MYRTLE POINT CITY	0	28	0	940
0014 RURAL MYRTLE POINT	0	49	0	1228
0015 POWERS CITY & RURAL	0	15	0	364
0016 BANDON CITY	0	43	0	1329
0017 RURAL BANDON-REP 9	0	3	0	197
0018 RURAL BANDON-REP 1	0	32	0	1477
0019 RURAL BANDON-2CJ CURRY	0	9	0	260
CANDIDATE TOTALS		785		25034
CANDIDATE PERCENT		100.00		

I HEREBY CERTIFY THAT THE ABOVE
 RESULTS ARE TRUE AND CORRECT

TERRI L. TURI by Debbie Heller
 Election Director

TERRI L. TURI, CCC
 COOS COUNTY CLERK



Coos Soil & Water Conservation District


WITH 19 OF 19 PRECINCTS REPORTING

Director - At Large 1
 Vote for 1

	S W h a a t r e o r n m a n (NON)	W r i t e - I n (NON)	O V V O E T R E S	U V N O D T E E R S
0001 LAKESIDE CITY & RURAL	601	4	0	469
0002 RURAL NORTH BEND	1174	14	0	868
0003 NORTH BEND CITY WEST	1115	17	0	914
0004 NORTH BEND CITY EAST	926	10	0	711
0005 COOS BAY CITY WEST	1344	13	0	885
0006 COOS BAY CITY NORTHEAST	831	6	0	721
0007 COOS BAY CITY SOUTHEAST	907	6	0	750
0008 RURAL COOS BAY WEST	1038	13	0	801
0009 RURAL COOS BAY EAST	761	5	2	624
0010 RURAL COOS BAY-REP 1	649	4	0	512
0011 RURAL COQUILLE	805	12	0	713
0012 COQUILLE CITY	919	8	0	693
0013 MYRTLE POINT CITY	618	6	0	344
0014 RURAL MYRTLE POINT	757	7	1	512
0015 POWERS CITY & RURAL	218	3	0	158
0016 BANDON CITY	729	3	0	640
0017 RURAL BANDON-REP 9	100	1	0	99
0018 RURAL BANDON-REP 1	886	10	0	613
0019 RURAL BANDON-2CJ CURRY	159	2	0	108
CANDIDATE TOTALS	14537	144	3	11135
CANDIDATE PERCENT	99.01	.98		

I HEREBY CERTIFY THAT THE ABOVE
 RESULTS ARE TRUE AND CORRECT

TERRI L. TURI by Debbie Heller
 TERRI L. TURI, CCC
 COOS COUNTY CLERK
Election Director



Coos Soil & Water Conservation District

WITH 19 OF 19 PRECINCTS REPORTING


Director - At Large 2
Vote for 1

N C F
 O A I W
 N L r
 D E i
 I D t O V U V
 D e V O N O
 A - E T D T
 T I R E E E
 E n S R S
 (NON)

0001 LAKESIDE CITY & RURAL	0	20	0	1054
0002 RURAL NORTH BEND	0	81	0	1975
0003 NORTH BEND CITY WEST	0	53	0	1993
0004 NORTH BEND CITY EAST	0	69	0	1578
0005 COOS BAY CITY WEST	0	80	0	2162
0006 COOS BAY CITY NORTHEAST	0	71	0	1487
0007 COOS BAY CITY SOUTHEAST	0	66	0	1597
0008 RURAL COOS BAY WEST	0	88	0	1764
0009 RURAL COOS BAY EAST	0	38	0	1354
0010 RURAL COOS BAY-REP 1	0	41	0	1124
0011 RURAL COQUILLE	0	65	0	1465
0012 COQUILLE CITY	0	54	0	1566
0013 MYRTLE POINT CITY	0	26	0	942
0014 RURAL MYRTLE POINT	0	62	0	1215
0015 POWERS CITY & RURAL	0	13	0	366
0016 BANDON CITY	0	66	0	1306
0017 RURAL BANDON-REP 9	0	5	0	195
0018 RURAL BANDON-REP 1	0	50	0	1459
0019 RURAL BANDON-2CJ CURRY	0	13	0	256
CANDIDATE TOTALS		961		24858
CANDIDATE PERCENT		100.00		

I HEREBY CERTIFY THAT THE ABOVE
RESULTS ARE TRUE AND CORRECT

Terri L Turi by Debbie Heller
 Election Director
 TERRI L. TURI, CCC
 COOS COUNTY CLERK



Certified Abstract of Votes

Coos County, OR
 2010 General Election
 Tuesday, November 2, 2010

RUN DATE:11/16/10 01:20 PM

REPORT-EL111

PAGE 0001

Central Lincoln PUD Director - Subdivision 5


WITH 3 OF 3 PRECINCTS REPORTING

Vote for 1

	W r i t t e r s (NON)	V O T E R S (NON)	U N D E R S T A N D I N G S (NON)	V O T E R S (NON)
0001 LAKESIDE CITY & RURAL	658	6	0	410
0002 RURAL NORTH BEND	1108	7	0	726
0008 RURAL COOS BAY WEST	1	0	0	1
CANDIDATE TOTALS	1767	13		1137
CANDIDATE PERCENT	99.26	.73		

I HEREBY CERTIFY THAT THE ABOVE
 RESULTS ARE TRUE AND CORRECT

TERRI L. TURI by Debbie Heller
 TERRI L. TURI, CCC
 COOS COUNTY CLERK
Election Director



Certified Abstract of Votes

Coos County, OR
 2010 General Election
 Tuesday, November 2, 2010

RUN DATE:11/16/10 01:21 PM

REPORT-EL111 PAGE 0001

M-70 Expands Home Loans For OR Veterans

WITH 19 OF 19 PRECINCTS REPORTING


Vote for 1

Y e s (NON)	N o (NON)	O V U V	
		V O E T R E S	N O D T E E R S
0001 LAKESIDE CITY & RURAL	888	140	0 46
0002 RURAL NORTH BEND	1667	330	0 59
0003 NORTH BEND CITY WEST	1648	329	0 69
0004 NORTH BEND CITY EAST	1312	273	0 62
0005 COOS BAY CITY WEST	1801	291	0 150
0006 COOS BAY CITY NORTHEAST	1193	258	0 107
0007 COOS BAY CITY SOUTHEAST	1329	246	0 88
0008 RURAL COOS BAY WEST	1499	270	1 82
0009 RURAL COOS BAY EAST	1065	275	1 51
0010 RURAL COOS BAY-REP 1	913	220	0 32
0011 RURAL COQUILLE	1174	298	0 58
0012 COQUILLE CITY	1249	310	0 61
0013 MYRTLE POINT CITY	763	174	0 31
0014 RURAL MYRTLE POINT	920	304	2 51
0015 POWERS CITY & RURAL	274	77	1 27
0016 BANDON CITY	1075	210	0 87
0017 RURAL BANDON-REP 9	161	32	0 7
0018 RURAL BANDON-REP 1	1208	250	0 51
0019 RURAL BANDON-2CJ CURRY	203	56	0 10
CANDIDATE TOTALS	20342	4343	5 1129
CANDIDATE PERCENT	82.40	17.59	

I HEREBY CERTIFY THAT THE ABOVE
 RESULTS ARE TRUE AND CORRECT

TERRI L. TURI by *Debbie Heller*
 Election Director

TERRI L. TURI, CCC
 COOS COUNTY CLERK



M-71 Legislative Meeting Limits


WITH 19 OF 19 PRECINCTS REPORTING

Vote for 1

	Y e s (NON)	N o (NON)	O V V O E T R E S	U V N O D T E E R S
0001 LAKESIDE CITY & RURAL	650	357	0	67
0002 RURAL NORTH BEND	1283	661	1	111
0003 NORTH BEND CITY WEST	1228	699	0	119
0004 NORTH BEND CITY EAST	1003	523	0	121
0005 COOS BAY CITY WEST	1376	714	0	152
0006 COOS BAY CITY NORTHEAST	966	485	0	107
0007 COOS BAY CITY SOUTHEAST	1017	527	0	119
0008 RURAL COOS BAY WEST	1119	562	0	171
0009 RURAL COOS BAY EAST	797	463	0	132
0010 RURAL COOS BAY-REP 1	684	390	1	90
0011 RURAL COQUILLE	826	585	0	119
0012 COQUILLE CITY	924	570	0	126
0013 MYRTLE POINT CITY	543	356	0	69
0014 RURAL MYRTLE POINT	595	561	0	121
0015 POWERS CITY & RURAL	205	130	0	44
0016 BANDON CITY	876	375	0	121
0017 RURAL BANDON-REP 9	121	64	0	15
0018 RURAL BANDON-REP 1	848	533	0	128
0019 RURAL BANDON-2CJ CURRY	146	97	0	26
CANDIDATE TOTALS	15207	8652	2	1958
CANDIDATE PERCENT	63.73	36.26		

I HEREBY CERTIFY THAT THE ABOVE
RESULTS ARE TRUE AND CORRECT

TERRI L. TURI by Debbie Heller
TERRI L. TURI, CCC
COOS COUNTY CLERK
Election Director



Certified Abstract of Votes

Coos County, OR
 2010 General Election
 Tuesday, November 2, 2010

RUN DATE:11/16/10 01:22 PM

REPORT-EL111 PAGE 0001

M-72 Exception To State Borrowing


WITH 19 OF 19 PRECINCTS REPORTING

Vote for 1

	Y e s (NON)	N o (NON)	O V U V	
			V O E T R E S	N O D T E E R S
0001 LAKESIDE CITY & RURAL	496	491	0	87
0002 RURAL NORTH BEND	1025	876	0	155
0003 NORTH BEND CITY WEST	988	874	0	184
0004 NORTH BEND CITY EAST	826	658	0	163
0005 COOS BAY CITY WEST	1108	929	0	205
0006 COOS BAY CITY NORTHEAST	825	574	1	158
0007 COOS BAY CITY SOUTHEAST	803	688	0	172
0008 RURAL COOS BAY WEST	833	825	0	194
0009 RURAL COOS BAY EAST	616	631	0	145
0010 RURAL COOS BAY-REP 1	547	526	0	92
0011 RURAL COQUILLE	642	754	0	134
0012 COQUILLE CITY	679	781	0	160
0013 MYRTLE POINT CITY	409	482	0	77
0014 RURAL MYRTLE POINT	432	716	0	129
0015 POWERS CITY & RURAL	137	193	0	49
0016 BANDON CITY	693	505	0	174
0017 RURAL BANDON-REP 9	108	75	0	17
0018 RURAL BANDON-REP 1	672	701	0	136
0019 RURAL BANDON-2CJ CURRY	100	145	0	24
CANDIDATE TOTALS	11939	11424	1	2455
CANDIDATE PERCENT	51.10	48.89		

I HEREBY CERTIFY THAT THE ABOVE
 RESULTS ARE TRUE AND CORRECT

TERRI L. TURI by Debbie Heller
 TERRI L. TURI, CCC
 COOS COUNTY CLERK
Election Director



Certified Abstract of Votes

Coos County, OR
 2010 General Election
 Tuesday, November 2, 2010

RUN DATE:11/16/10 01:22 PM

REPORT-EL111 PAGE 0001

M-73 Increased Minimum Sentences


WITH 19 OF 19 PRECINCTS REPORTING

Vote for 1

	Y e s (NON)	N o (NON)	O V V O E T R E S	U V N O D T E E R S
0001 LAKESIDE CITY & RURAL	727	318	0	29
0002 RURAL NORTH BEND	1177	811	0	68
0003 NORTH BEND CITY WEST	1283	702	1	60
0004 NORTH BEND CITY EAST	952	617	0	78
0005 COOS BAY CITY WEST	1483	674	0	85
0006 COOS BAY CITY NORTHEAST	905	591	3	59
0007 COOS BAY CITY SOUTHEAST	992	611	1	59
0008 RURAL COOS BAY WEST	1147	621	0	84
0009 RURAL COOS BAY EAST	816	523	1	52
0010 RURAL COOS BAY-REP 1	686	444	1	34
0011 RURAL COQUILLE	873	611	1	45
0012 COQUILLE CITY	1052	503	0	65
0013 MYRTLE POINT CITY	660	272	0	36
0014 RURAL MYRTLE POINT	764	458	0	55
0015 POWERS CITY & RURAL	229	127	0	23
0016 BANDON CITY	832	465	0	75
0017 RURAL BANDON-REP 9	115	77	0	8
0018 RURAL BANDON-REP 1	900	548	0	61
0019 RURAL BANDON-2CJ CURRY	163	97	0	9
CANDIDATE TOTALS	15756	9070	8	985
CANDIDATE PERCENT	63.46	36.53		

I HEREBY CERTIFY THAT THE ABOVE
 RESULTS ARE TRUE AND CORRECT

TERRI L. TURI by Debbie Heller
 TERRI L. TURI, CCC
 COOS COUNTY CLERK
Election Director



Certified Abstract of Votes

Coos County, OR
 2010 General Election
 Tuesday, November 2, 2010

RUN DATE:11/16/10 01:22 PM

REPORT-EL111 PAGE 0001

M-74 Medical Marijuana Program

WITH 19 OF 19 PRECINCTS REPORTING


Vote for 1

Y e s (NON)	N o (NON)	O V U V	
		V O E T R E S	N O D T E E R S
0001 LAKESIDE CITY & RURAL	376	667	0 31
0002 RURAL NORTH BEND	820	1186	0 50
0003 NORTH BEND CITY WEST	716	1271	0 59
0004 NORTH BEND CITY EAST	655	936	1 55
0005 COOS BAY CITY WEST	913	1248	1 80
0006 COOS BAY CITY NORTHEAST	617	884	0 57
0007 COOS BAY CITY SOUTHEAST	714	896	1 52
0008 RURAL COOS BAY WEST	820	971	0 61
0009 RURAL COOS BAY EAST	460	882	0 50
0010 RURAL COOS BAY-REP 1	447	688	1 29
0011 RURAL COQUILLE	490	985	0 55
0012 COQUILLE CITY	560	1005	0 55
0013 MYRTLE POINT CITY	286	654	0 28
0014 RURAL MYRTLE POINT	349	879	0 49
0015 POWERS CITY & RURAL	132	234	0 13
0016 BANDON CITY	598	715	0 59
0017 RURAL BANDON-REP 9	94	101	0 5
0018 RURAL BANDON-REP 1	599	865	0 45
0019 RURAL BANDON-2CJ CURRY	98	161	0 10
CANDIDATE TOTALS	9744	15228	4 843
CANDIDATE PERCENT	39.01	60.98	

I HEREBY CERTIFY THAT THE ABOVE
 RESULTS ARE TRUE AND CORRECT

TERRI L. TURI by Debbie Heller
 Election Director

TERRI L. TURI, CCC
 COOS COUNTY CLERK



Certified Abstract of Votes

Coos County, OR
 2010 General Election
 Tuesday, November 2, 2010

RUN DATE:11/16/10 01:23 PM

REPORT-EL111

PAGE 0001

M-75 Multnomah County Casino


WITH 19 OF 19 PRECINCTS REPORTING

Vote for 1

Y e s (NON)	N o (NON)	O V U V	
		V O E T R E S	N O D T E E R S
0001 LAKESIDE CITY & RURAL	453	573	1 47
0002 RURAL NORTH BEND	809	1179	0 68
0003 NORTH BEND CITY WEST	776	1194	0 76
0004 NORTH BEND CITY EAST	614	944	0 89
0005 COOS BAY CITY WEST	905	1215	1 121
0006 COOS BAY CITY NORTHEAST	521	952	0 85
0007 COOS BAY CITY SOUTHEAST	639	945	0 79
0008 RURAL COOS BAY WEST	719	1042	1 90
0009 RURAL COOS BAY EAST	527	798	0 67
0010 RURAL COOS BAY-REP 1	420	689	1 55
0011 RURAL COQUILLE	554	908	1 67
0012 COQUILLE CITY	580	947	0 93
0013 MYRTLE POINT CITY	387	536	0 45
0014 RURAL MYRTLE POINT	456	745	1 75
0015 POWERS CITY & RURAL	144	207	0 28
0016 BANDON CITY	463	825	1 83
0017 RURAL BANDON-REP 9	67	124	0 9
0018 RURAL BANDON-REP 1	535	903	0 71
0019 RURAL BANDON-2CJ CURRY	89	162	0 18
CANDIDATE TOTALS	9658	14888	7 1266
CANDIDATE PERCENT	39.34	60.65	

I HEREBY CERTIFY THAT THE ABOVE
 RESULTS ARE TRUE AND CORRECT

TERRI L. TURI by Debbie Heller
 TERRI L. TURI, CCC
 COOS COUNTY CLERK
Election Director



M-76 Lottery Funding Through 2014

WITH 19 OF 19 PRECINCTS REPORTING


Vote for 1

	Y e s (NON)	N o (NON)	O V V O E T R E S	U V N O D T E E R S
0001 LAKESIDE CITY & RURAL	667	381	0	26
0002 RURAL NORTH BEND	1251	750	0	55
0003 NORTH BEND CITY WEST	1274	700	0	72
0004 NORTH BEND CITY EAST	1071	501	0	75
0005 COOS BAY CITY WEST	1426	729	0	87
0006 COOS BAY CITY NORTHEAST	1066	431	0	61
0007 COOS BAY CITY SOUTHEAST	1082	522	0	59
0008 RURAL COOS BAY WEST	1153	602	0	97
0009 RURAL COOS BAY EAST	861	478	0	53
0010 RURAL COOS BAY-REP 1	692	438	0	35
0011 RURAL COQUILLE	815	658	1	56
0012 COQUILLE CITY	907	645	0	68
0013 MYRTLE POINT CITY	568	366	0	34
0014 RURAL MYRTLE POINT	651	560	0	66
0015 POWERS CITY & RURAL	183	168	0	28
0016 BANDON CITY	908	394	0	70
0017 RURAL BANDON-REP 9	142	54	0	4
0018 RURAL BANDON-REP 1	891	563	0	55
0019 RURAL BANDON-2CJ CURRY	130	123	0	16
CANDIDATE TOTALS	15738	9063	1	1017
CANDIDATE PERCENT	63.45	36.54		

I HEREBY CERTIFY THAT THE ABOVE
RESULTS ARE TRUE AND CORRECT

TERRI L. TURI by Debbie Heller
Election Director

TERRI L. TURI, CCC
COOS COUNTY CLERK



Certified Abstract of Votes

Coos County, OR
2010 General Election
Tuesday, November 2, 2010

RUN DATE:11/16/10 01:24 PM

REPORT-EL111 PAGE 0001

6-132 Powers School District #31 GO Bond


WITH 1 OF 1 PRECINCTS REPORTING

Vote for 1

	Y e s (NON)	N o (NON)	O V V O E T R E S	U V N O D T E E R S
0015 POWERS CITY & RURAL	179	189	0	11
CANDIDATE TOTALS	179	189		11
CANDIDATE PERCENT	48.64	51.35		

I HEREBY CERTIFY THAT THE ABOVE
RESULTS ARE TRUE AND CORRECT

Jenni L Turi by Debbie Heller
TERRI L. TURI, CCC
COOS COUNTY CLERK
Election Director



Certified Abstract of Votes

Coos County, OR
2010 General Election
Tuesday, November 2, 2010

RUN DATE:11/16/10 01:23 PM

REPORT-EL111

PAGE 0001

6-133 Myrtle Point School District #41 GO Bond

WITH 2 OF 2 PRECINCTS REPORTING

Vote for 1

	Y e s (NON)	N o (NON)	O V V O E T R E S	U V N O D T E E R S
0013 MYRTLE POINT CITY	411	527	0	30
0014 RURAL MYRTLE POINT	449	788	0	40
CANDIDATE TOTALS	860	1315		70
CANDIDATE PERCENT	39.54	60.45		

I HEREBY CERTIFY THAT THE ABOVE
RESULTS ARE TRUE AND CORRECT

TERRI L. TURI by Debbie Heller
Election Director

TERRI L. TURI, CCC
COOS COUNTY CLERK

