

COOS
COUNTY

Fair & Rodeo



COUNTRY SCENES & Children's Dreams

COOS COUNTY EXTENSION
631 ALDER STREET
MYRTLE POINT, OREGON 97458
541-572-5263 FAX 541-572-5263

4-H
BOOK

COOS COUNTY FAIRGROUNDS
770 4TH STREET - PO BOX 332
MYRTLE POINT, OREGON 97458
541-396-2200 FAX 541-396-2202

4-H Class Entry

2015 4-H Fair Basic Calendar

ALL ENTRIES DUE June 19

Saturday, July 18 and Sunday, July 19

10 am – 6 pm Static exhibit entry, judging,
appointment required,
4-H member must be present
to interview with the judge

Sunday, July 19

6 – 8 pm Horse entry and vet checks

Monday, July 20

7:30 am – 8 pm Livestock and Small Animal
entry and vet checks
9 am – 5 pm Horse Show

Tuesday, July 21

Auction weigh-ins
Horse, Livestock, Small Animal shows
7:00 pm Fashion Revue

Wednesday, July 22

Horse, Livestock, Small Animal shows
Milk Drinking Contest

Thursday, July 23

Horse, Livestock, Small Animal shows
Animal Science Knowledge

Friday, July 24

Dog Show
Livestock, Small Animal Judging Contests
Large Animal Master Showmanship
Small Animal Master Showmanship

Saturday, July 25

Coos Youth Auction
Premium payouts begin

Sunday, July 26

8 am – 2 pm All exhibits released
Premium payouts continue

Premium Pay-Outs:

Premiums must be picked up from the fair office.

Saturday, July 25th: 3-7 pm

Sunday, July 26th: 10 am-2 pm

Premiums may be picked up during open hours until
August 26th. After that they are no longer paid.

4-H Guidelines.....	2
Animal science, delivery/release, state info	
Animal Science Ethical Standards..	4
Beef.....	6
Dairy Cattle.....	7
Goats.....	8-12
Llama/Alpaca.....	13
Sheep	13
Wool.....	14
Swine.....	15
Cats.....	16
Cavies.....	17
Dogs.....	18
Chickens	19
Pigeons.....	21
Eggs.....	22
Rabbits.....	22
Horse.....	25
Cloverbuds.....	30
Educational Displays.....	30
Videography.....	31
Expressive Arts.....	32
Ceramics.....	36
Leathercraft.....	38
Photography.....	39
Clothing/Sewing	41
Crocheting.....	44
Foods/Nutrition.....	46
Preservation.....	50
Designing Spaces.....	53
Knitting.....	54
Horticulture.....	56
Natural Sciences.....	60
Science, Eng, Tech.....	69
Club Entries.....	78
Presentations.....	79
Contests	79
Herdsmanship.....	90
Special Awards.....	91

Sponsors of the 4-H Awards.....91-97

Record Book Guidelines 98

note: guidelines are at the
beginning of each section.

COOS COUNTY FAIRGROUNDS
770-4TH ST, PO BOX 332
MYRTLE POINT, OREGON 97458
541-396-2200, FAX-396-2202

coosfair@co.coos.or.us djames@co.coos.or.us

4-H DEPARTMENT GUIDELINES

Animal Science Exhibits

1. All animals must be a part of the member's 4-H project and records. Livestock, small animals, and horse by **April 1st**. Animals purchased or leased after this date may not be shown in 4-H classes.
2. Exhibitors must own the animals they exhibit in 4-H, or have a written lease agreement for the animal.
3. All members with leased animals must have copies of the lease on file in the Extension Office in order for the animal to be shown in 4-H classes.
4. Registered livestock must be registered in the name of the exhibitor, or the partnership or family name. If the 4-H member's name is not on the registration, this is to be indicated in the member's 4-H records.
5. A copy of the registration paper, or application for registration, should be included in the member's 4-H records.
6. When two or more 4-H'ers in the same family have only one project animal available, they may share ownership. In this case, they must decide who will enter and show the animal in conformation and performance classes. Each member may show the shared animal in showmanship if they can be entered in different age groups.
7. All health requirements are listed in the Coos County Fair Exhibitor hand book, and will apply to 4-H animal exhibits. A summary of these rules will be listed with each breed listing in the guidelines portion of this book.
8. All feed for animals must be provided by the 4-H member, and all feeding will be the responsibility of the member.
9. Bedding material will be made available to 4-H members for stalls and pens used at the fair.
10. All animal exhibits will follow the herdsmanship guidelines printed in this book, and as established by individual 4-H clubs.
11. Male breeding stock exhibited by 4-H members in the dairy, goat, horse, sheep and swine divisions are to be entered in Open Class. Poultry and rabbit breeding stock may be entered in the regular 4-H department classification.
12. In case of a misunderstanding regarding breed classification, the sire will determine the breed.
13. 4-H supports and encourages the humane treatment of all animals. Exhibitors are expected to treat their animals with respect and provide for their continuous well-being through proper feeding, handling, disease prevention, sanitation and attention to their safety. 4-H exhibitors displaying abusive or inhumane treatment to project animals may be excused from classes and/or the Coos County Fair by the 4-H agent and division superintendent.

Delivery & Release of Animals

1. All animals will be inspected by a veterinarian. Clinical evidence of disease may prevent entry of the animal to the fair. Diseased animals must be removed from the fairgrounds. Specific guidelines for vet inspections will be provided by the 4-H Department.
2. All animals must arrive on the fairgrounds during the scheduled time for entry, as to be specified on the schedule of events for the Coos County Fair.
3. All exhibits will meet the guidelines developed by the department superintendents, regarding entry procedure, decorations, space for animals, classes entered and use of the show and preparation areas.
4. Animals that become ill or injured while at the fair will be examined by a veterinarian and the decision to release the animal will be made by the veterinarian, 4-H Agent, and the division superintendent.
5. No animals are to be removed from the fairgrounds before Sunday, July 26, 2015, unless removed for health reasons.
6. Any 4-H exhibitor removing an animal before Sunday, July 26, 2015 must have written permission from Elissa Wells, 4-H Agent and division superintendent. Failure to do this will result in the loss of all premiums and awards earned by the exhibitor in 4-H, FFA and Open Class.

State Fair Eligibility

1. Members in animal science projects who plan to exhibit animals must be intermediate or senior 4-H members.
2. Members must be able to arrange and pay for their own transportation, lodging, meals and transport of animals.
3. Members wanting to participate at the State Fair must file an Intent Form in the 4-H Davenport Building by noon Sunday of fair week.
4. Members will be selected on the following basis:
 - a. Awards earned in showmanship and conformation classes.
 - b. Ability to work with others and cooperate on a county team.
 - c. Guidelines will vary within departments, based on county quotas and the number of eligible exhibitors in the department.
 - d. All entries selected for Oregon State Fair participation must meet the 4-H guidelines presented in the current copy of the 4-H State Fair exhibitor's handbook.
5. Static exhibits, including food exhibits, must be delivered to the Extension office by August 14, 2015.

4-H & FFA AUCTION ANIMAL PROJECT

The Coos County Auction Animal program provides members in grades 5-12 an opportunity to learn the skills of raising animals for breeding or meat purposes. Members involved in the meat animal project also have the option of participating in the animal auction held during the county fair. Project areas included are beef, poultry, rabbit, sheep, goat, and swine. The auction project is provided with the support of the Coos Youth Auction Committee, the organization which manages the promotion and sale of animals for 4-H and FFA members in Coos County. All information pertaining to the 4-H & FFA auction animal project can be found in the Coos Youth Auction Handbook.

Note: New Member Age Divisions This Year

Junior: If 9-11 years old by September 1st, 2014

Intermediate: If 12-14 years old by September 1st, 2014

Senior: If 15-19 years old by September 1st, 2014

Oregon 4-H Animal Science Ethical Standards


Remember, 4-H Code of Conduct and 4-H Ethical Standards are rules for everyone involved. Although the following document refers to “exhibitors,” this is intended to include parents, trainers/fitters, siblings, exhibitors, friends, owners of leased animals, and others who may be interested or affected parties.


Begin each ethical “question” as Dr. Jeff Goodwin suggests with his *Ethical Compass Questions*:


1. Does the practice violate FDA law?
2. Does the practice harm the animal?
3. Does the practice result in fraudulent misrepresentation?
4. Do you have to lie to cover it up?
5. Would the public be offended?
6. Does the practice conflict with real world agriculture practices?


If the answer to any of these questions is yes, the practice is probably unethical.

If there are additional questions or areas of concern that these six questions can't answer, please review and abide by the following:

 **All animals brought for exhibition should be deemed healthy.** Animals with potential contagious disease or illness should be left home. Exhibitors must understand and know what is normal and healthy for their animal. Animals not demonstrating “normal and healthy” traits should be left home.

 Exhibitors of animals shall at all times conduct themselves with honesty and good sportsmanship. Their conduct shall always reflect the highest standards of honor and dignity to promote the advancement of agricultural education. This applies to all exhibitors who participate in competition as well as all animal science projects offered in any 4-H event or competition. In addition to these standards, fairs and shows may have rules and regulations which they impose.

 All leaders and mentors working with youth exhibitors have a responsibility to do more than avoid improper conduct or questionable acts. Their moral values must be so certain and positive that those younger and more pliable will be positively influenced by their example. Anyone who violates these ethical standards will potentially forfeit premiums, awards and auction proceeds and may be prohibited from or suspended from future exhibition. Those who choose to violate these standards demean the integrity of all animal science exhibitors and should endure significant consequences.

 These standards have been adapted from the *National Code of Show Ring Ethics*; in some cases they may seem broad or not relevant for Oregon 4-H Livestock Shows and Fairs. However, our intention is to create a model that can give 4-H Agents and Show Staff a basis for establishing and enforcing local rules and guidelines. As with all rules, circumstances must be considered, common sense applied AND enforcement is critical – As often as possible we want to have enforcement procedures for rules that we put in place. Sometimes, we just know it's the right thing and proving or disproving is cost prohibitive or process prohibitive, but we must still have rules or guidelines – we can't assume participants and their families will know what is appropriate or not appropriate if we don't state it somewhere.

The following is a list of guidelines for all exhibitors and all livestock in competitive events:

1. Exhibitors must be prepared to present, upon request by fair or show officials, proof of ownership or copy of lease agreement, length of ownership/lease and age of all animals entered. Misrepresentation of ownership, age, or any facts relating thereto is prohibited.

2. Exhibitors must be prepared to provide, upon request by fair or show officials, animal health certificates from a licensed veterinarian on any out of state animal.
3. Exhibitors are expected to care for, groom, and fit their animals while at fairs or shows.
4. Market animals shall be free of drugs and available to immediately enter the food chain. Non-Market animals shall not be administered drugs other than in accordance with applicable federal and state regulations and rules. Animals shall not be exhibited if the drugs affect the animal's performance or appearance at the event.

Oregon 4-H supports auction and/or show management's choice to obtain any specimen of urine, saliva, blood, or other substances from the animal to be used in testing. Exhibitors/owners shall comply with all testing requirements instituted by show management for the purposes of maintaining integrity of the exhibit or auction and/or quality assurance.

At any time after an animal arrives on the fair or show premises, all treatments involving the use of drugs and/or medications shall be administered by, or under the guidance of, a licensed veterinarian.

5. Any surgical procedure or injection of any foreign substance or drug or the external application of any substance (irritant, counterirritant, or similar substance) which could affect the animal's performance or alter its natural contour, conformation, or appearance, except external applications of substances to the hoofs or horns of animals which affect appearance only and except for surgical procedures performed by duly licensed veterinarian for the sole purpose of protecting the health of the animal, is prohibited.
6. The use of showing and/or handling practices or devices such as striking animals to cause swelling, using electrical contrivance, or other similar practices are not acceptable and are prohibited.
7. Direct criticism or interference with the judge, fair, or livestock show management, other exhibitors, breed representatives, or show officials before, during, or after the competitive event is prohibited. All judges, fair and livestock show management, or other show officials shall be treated with courtesy, cooperation, and respect and they shall treat all exhibitors equally with courtesy, cooperation, and respect.
8. No owner/exhibitor shall conspire or knowingly contribute or cooperate with another either by affirmative action or inaction to intentionally violate these standards.
9. The application of these standards provides for absolute responsibility for an animal's condition by an owner/exhibitor whether or not he or she was actually instrumental in or had actual knowledge of the treatment of the animal.
10. The act of entering an animal in a fair or show is the giving of verification by the owner/exhibitor that he or she has read the Oregon 4-H Animal Science Ethical Standards and understands the potential consequences of and penalties provided for actions prohibited here in. It is further consent that any action which contravenes these rules and is also in violation of federal or state regulations, or rules may be released to appropriate law enforcement authorities with jurisdiction over such infractions.

1. Adapted from the National Code of Show Ring Ethics

2. Dr. Jeff Goodwin, *Ethical Compass Questions*, Developed by Dr. Goodwin and the Idaho 4-H Livestock Show Project

February 2014

4-H ENTRY NUMBERS

Livestock

Beef Cattle:

Exhibitors are expected to know and follow all Animal Science Rules and Health Requirements.

- A. *All animals must meet the state guidelines for Brucellosis vaccinations. Heifers 4 to 12 months old are eligible for vaccine. Any heifer of this age, or older, exhibited at the fair must be vaccinated.*
- B. *All animals will be inspected by a veterinarian before entering the fair barns. Special attention will be given to Respiratory Diseases, Warts, Ringworm, and Pinkeye.*
- C. *All members will follow the rules and recommendations of the department superintendent.*
- D. *All animals will be secured with both a halter rope and neck rope.*
- E. *Safety rules pertaining to the wash rack and drying area will be followed.*
- F. *A breed Champion and Reserve Champion will be selected in each breed having two or more classes represented. Breed Champions may compete in the Open Class judging for Breed Champions.*
- G. *A Grand Champion Female will be selected from breed champions, including the crossbred division champion. All champions must have won a blue award and be of championship quality as determined by the judge.*
- H. *All classes will be divided equally, by the superintendent, if class size prohibits a fair showing of all animals in a class.*

Beef Showmanship (Required)

- 721 500 000 Novice
- 721 500 001 Junior
- 721 500 002 Intermediate
- 721 500 003 Senior

BREED CLASSES

Note: Fill in blank in class number () with one of the following numbers:

- 1. Junior Calf (bull or steer) - born Jan. 1 to June 30 of current year
- 2. Junior Heifer Calf - born Jan. 1 to June 30 of current year
- 3. Senior Heifer Calf - born Sept. 1 to Dec. 31 of previous calendar year
- 4. Summer Yearling Heifer - born May 1 to Aug. 31 of previous calendar year
- 5. Junior Yearling Heifer - born Jan. 1 to April 30 of previous calendar year
- 6. Senior Yearling Heifer - born Sept. 1 to Dec. 31, 2013
- 7. Junior Cow - born July 1, 2012 to August 31, 2013.
- 8. Senior Cow - born before July 1, 2012 (must have calved within the preceding 12 months)

- 721 101 0_0 Angus(Red) (01)
- 721 102 0_0 Angus (Black) (02)
- 721 103 0_0 Charolais (03)
- 721 104 0_0 Hereford (04)
- 721 105 0_0 Limousin (05)
- 721 106 0_0 Pinzgauer (06)
- 721 107 0_0 Shorthorn (07)
- 721 108 0_0 Simmental (08)
- 721 109 0_0 Crossbred (09)
- 721 110 0_0 Other Breeds (10) (specify)

(Horned and Polled Herefords will show together in class 721 104 0_0)

Market Steer

- 721 300 000 Market Steer (not in auction) -- Steers less than 21 months old weighing a minimum of 1000 lbs. Recommended weight range is 1100-1300 lbs. No maximum weight. 4-H Market Health form required. Steer will be taken home. Steers must be dehorned (a max of 2 inch scurs are allowed)
- 721 000 010 Feeder Steer – Steers less than 21 months old and weighing 700 to 1000 pounds

Special Classes

(Animals must have been shown in one of the above classes.) Fill in the blank w/the proper number to indicate the breed.

- 721 1__210 Producing Cow with 4-H Production Records - born before 9/1/13. Cow must be shown with completed production record sheet.
- 721 1__220 Dam and Produce - Cow and one offspring owned by the same 4-H member.
- 721 1__230 4-H Member's Beef Herd - three breeding animals owned by the same 4-H member.

County Only Classes

- 721 000 030 Feeder Steer - under 700 pounds
- 721 000 040 Pre-Junior Calf (bull or steer) - born after 5/01/15
- 721 000 050 Pre-Junior Calf (heifer) - born after 5/01/15

Starter Project

- 721 400 040 Starter Project Evaluation - all entries

Auction Project

- 721 100 000 Auction Steer (minimum wt. 1000 pounds and daily gain of 3.0 pounds)

Dairy Cattle:

Exhibitors are expected to know and follow all Animal Science Rules and Health Requirements.

- A. All animals must be *eligible for vaccination*. Any heifer of this age, or older, exhibited at the fair must be vaccinated.
- B. All animals will be checked by a veterinarian before entering the fair barn. Special attention will be given to Respiratory Diseases, Warts, Ringworm, and Pinkeye etc.
- C. All animals will be secured with halter ropes and neck ropes. All animals will be moved and secured as recommended by the department superintendent.
- D. All members will follow the safety rules associated with use of the wash racks and drying areas.
- E. A breed champion and reserve champion will be selected in each breed having two or more classes represented. A grand champion dairy female will be selected from breed champions. All champions must have won a blue award and be of championship quality as determined by the judge.
- F. All classes will be divided equally, by the superintendent, if class size prohibits a fair showing of all animals.

If an animal that is eligible to show in the Senior Yearling class has freshened, she will show as a Junior Two Year Old.

Dairy Showmanship (Required)

- 741 500 000 Novice
- 741 500 001 Junior
- 741 500 002 Intermediate
- 741 500 003 Senior

BREED CLASSES

Note: Fill in blank in class number (__) with one of the following numbers:

1. Junior Heifer Calf - born March 1 to May 30 of current year
2. Intermediate Heifer Calf - born Dec. 1 of previous year to Feb. 28 of current year
3. Senior Heifer Calf - born Sept. 1 to Nov. 30 of previous year

4. Junior Yearling Heifer - born March 1 to Aug. 31 of previous calendar year
5. Senior Yearling Heifer - born Sept. 1, 2013 through Feb 28, 2014
6. Junior Two Year Old Cow and Senior Yearling Heifer in Milk - born March 1 to August 31, 2013
7. Senior Two Year Old Cow - born Sept. 1, 2012 to Feb. 28/29, 2013
8. Three and Four Year Old Cow- born Sept. 1, 2010 to Aug. 31, 2012
9. Five Year Old and Older Cow - born before Sept. 1, 2010

741 101 0_0 Ayrshire (1)	741 105 0_0 Jersey (5)
741 102 0_0 Brown Swiss (2)	741 106 0_0 Milking Shorthorn (6)
741 103 0_0 Guernsey (3)	741 107 0_0 Crossbred (7)
741 104 0_0 Holstein (4)	741 108 0_0 Other Pure Breeds (8)

Special Classes

(Animals must have been shown in one of the above classes.)

Fill in the blank with the proper number to indicate the breed. Use the number in parenthesis behind each breed to identify the breed.

741 10_ 210 Producing Cow with 4-H Production Records, born before 9/1/13. Cow to be shown with the completed production records. (Record sheet 4-H 110R) Computer generated dairy records will be accepted in addition to 4-H records.

741 10_ 220 Dam and Daughter, Cow and one daughter, owned by the same 4-H member.

741 10_ 230 4-H Member's Dairy Herd, Three dairy animals owned by the same 4-H member.

County Only Classes

741 200 040 Dairy Beef Project - Dairy or Dairy Cross Steer

Dairy Goats:

Exhibitors are expected to know and follow all Animal Science Rules and Health Requirements.

- A. *All animals will be inspected by a veterinarian before entering the fair barns. Special attention will be given to abscesses, foot problems, respiratory diseases, pinkeye, sore mouth and skin diseases.*
- B. *All goats will be tagged or tattooed with scrapie identification numbers.*
- C. *Purebred and grade animals are shown together. Wethers will be shown in separate conformation classes. Does and wethers will compete together in showmanship.*
- D. *It is recommended all goats be treated with a nasal vaccine for respiratory infections 1-2 weeks before fair.*
- E. *All Dairy & Pygmy goats must be polled or dehorned and neatly healed. Horned meat goats and fiber goats will be allowed, however, signs of behavior or safety issues could result in disqualification and removal of the animal.*
- F. *All members will follow the rules and recommendations provided by the department superintendent.*
- G. *Junior Champion and Reserve Junior Champion Female will be selected from entries in Classes 1-4 (non-milking) and Senior Champion and Reserve Senior Champion Female will be selected from entries in Classes 5-9 (milking). A breed champion and reserve champion will be selected in each breed having two or more classes represented. All champions must have won a blue award and be of championship quality as determined by the judge. Grand and Reserve Grand Champion winners will be selected from Junior and Senior Champion classes.*

Note for State Fair: Only bucks kidded after August 1 and nursing a doe will be allowed. Otherwise, no bucks allowed.

Dairy Goat Showmanship (Required)

791 500 000	Novice
791 500 001	Junior
791 500 002	Intermediate
791 500 003	Senior

BREED CLASSES

Note: Fill in blank in class number (__) with one of the following numbers:

1. Junior Doe Kid - born April 1 to June 30 of current year
2. Intermediate Doe Kid - born March 1 to March 31 of current year
3. Senior Doe Kid - born Jan. 1 to Feb. 28 of current year
4. Dry Yearling Doe - born in previous calendar year
5. Milking Yearling Doe - born in previous calendar year
6. Mature Two Year Old Doe - born in 2013
7. Mature Doe - three years and under five years, born in 2011 or 2012.
8. Mature Doe - five years and under seven years, born in 2009 or 2010
9. Aged Doe - seven years and older, born in 2008 or earlier

791 101 0_0	Alpine	(1)
791 102 0_0	La Mancha	(2)
791 103 0_0	Nigerian Dwarf	(3)
791 104 0_0	Nubian	(4)
791 105 0_0	Oberhasli	(5)
791 106 0_0	Saanen	(6)
791 107 0_0	Sable	(7)
791 108 0_0	Toggenburg	(8)
791 109 0_0	Other pure breeds	(9)
791 110 0_0	Crossbred	(10)

Special Classes

(Animals must have been shown in one of the above classes.) Fill in the blank with the number in parenthesis to indicate the breed.

- 791 10_ 210 Mature Doe with 4-H Production Records, born before 1/1/13. Doe to be shown with completed Production Record (4-H 110R).
- 791 10_ 220 Dam and Daughter, Doe and one female offspring owned by the same 4-H member.
- 791 10_ 230 4-H Member's Dairy Goat Herd, three female dairy goats owned by the same 4-H member.

County Only Classes

- 791 10_ 100 Junior Wether - born Aug. 15, 2014 through April 30, 2015
- 791 10_ 200 Intermediate Wether - born Aug. 15, 2012 through Aug. 14, 2014
- 791 10_ 300 Senior Wether - born before Aug. 15, 2012
- 791 10_ 400 Pre-Junior Doe Kid - born May 1, 2015 through June 30, 2015
- 791 10_ 500 Pre-Junior Wether Kid-born May 1, 2015 through June 30, 2015

Fiber Goats:

Exhibitors are expected to know and follow all Animal Science Rules and Health Requirements.

- A. All animals will be inspected by a veterinarian before entering the fair barns. Special attention will be given to abscesses, foot problems, respiratory diseases, pinkeye, sore mouth and skin diseases.
- B. All goats will be tagged or tattooed with scrapie identification numbers.
- C. Purebred and grade animals are shown together. Standard livestock pens will be provided. Exhibitors must provide liners for pens to reduce opening size if bringing small kids; pens are traditionally 6' X 6'.
- D. Wethers shown in separate conformation classes. Does and wethers compete together in showmanship.
- E. It is recommended all goats be treated with a nasal vaccine for respiratory infections 1-2 weeks before fair.
- F. Horned meat and fiber goats will be allowed.
- G. All members will follow the rules and recommendations provided by the department superintendent.
- H. Junior Champion and Reserve Junior Champion Female will be selected from entries in Classes 1-4 (non-milking) and Senior Champion and Reserve Senior Champion Female will be selected from entries in Classes 5-9 (milking). A breed champion and reserve champion will be selected in each breed having two or more classes represented. All champions must have won a blue award and be of championship quality as determined by the judge. Grand and Reserve Grand Champion winners will be selected from Junior and Senior Champion classes.

Fiber Goat Showmanship (Required)

792 500 000 Novice
792 500 001 Junior
792 500 002 Intermediate
792 500 003 Senior

BREED CLASSES

Note: Fill in blank in class number () with one of the following numbers:

1. Junior Wethers, under 12 months of age
2. Yearling Wethers, 12-24 months of age
3. Ages Wethers, over 2 years of age
4. Junior Doe Kid, born after Feb. 28, 2015
5. Junior Doe Kid, born Jan. 1 – Feb. 28, 2015
6. Yearling Doe, 12-24 months of age
7. Ages Doe, over 2 years of age

792 101 0_0 Angora (1)
792 102 0_0 Cashmere (2)
792 103 0_0 Pygora (3)
792 104 0_0 Other breeds (4)

Special Classes (animals must have been shown in the above classes)

792 100 210 Dam and Produce, doe and one daughter, owned by the same exhibitor
792 100 220 Member's Fiber Goat Herd, three animals owned by the same exhibitor. May be 3 does or 2 does and a wether.
792 10_ 230 Pair of Doe Kids, bred and owned by the exhibitor, under 1 year of age

FIBER

792 201 000 Pygora Doe
792 202 000 Pygora Wether
792 203 000 Angora Doe
792 204 000 Angora Wether
792 205 000 Colored Angora Doe
792 206 000 Colored Angora Wether
792 207 000 Cashmere Doe
792 208 000 Cashmere Wether
792 209 000 Crossbred Fiber Goat

County Only Classes

792 201 010 Mature Doe with 4-H Production records, born before Jan. 1, 2012

Meat Goats:

Exhibitors are expected to know and follow all Animal Science Rules and Health Requirements.

- All animals will be inspected by a veterinarian before entering the fair barns. Special attention will be given to abscesses, foot problems, respiratory diseases, pinkeye, sore mouth and skin diseases.*
- All goats will be tagged or tattooed with scrapie identification numbers.*
- Purebred and grade animals are shown together. Wethers will be shown in separate conformation classes. Does and wethers will compete together in showmanship.*
- It is recommended all goats be treated with a nasal vaccine for respiratory infections 1-2 weeks before fair.*
- Horned meat and fiber goats will be allowed.*
- All members will follow the rules and recommendations provided by the department superintendent.*
- Junior Champion and Reserve Junior Champion Female will be selected from entries in Classes 1-4 (non-milking) and Senior Champion and Reserve Senior Champion Female will be selected from entries in Classes 5-9 (milking). A breed champion and reserve champion will be selected in each breed having two*

or more classes represented. All champions must have won a blue award and be of championship quality as determined by the judge. Grand and Reserve Grand Champion winners will be selected from Junior and Senior Champion classes.

Note for State Fair: All Market goats must be dehorned. Horns & scurs are only allowed on breeders if they are tipped or capped.

Meat Goat Showmanship (Required)

795 500 000 Novice
795 500 001 Junior
795 500 002 Intermediate
795 500 003 Senior

BREED CLASSES

Note: Fill in blank in class number (__) with one of the following numbers:

1. Doe Kid, born April 1 to June 30 of current year
2. Doe Kid, born Jan. 1 to March 31 of current year
3. Doe Kid, born Oct. 1 to Dec. 31 of previous year
4. Yearling Doe, born May 1 to Sept. 30 of previous year
5. Yearling Doe, born Jan. 1 to April 30 of previous year
6. Mature Doe, born in 2013
7. Mature Doe, 3-4 year old, born 2011-2012
8. Mature Doe, 5-6 year old, born 2009-2010
9. Mature Doe, 7 years old and older, born prior to 2008

795 100 0_0 Meat Goat (does)

Market Goat

795 300 000 Wethers and does competing, 60 pound minimum, must have milk teeth. 4-H Market health form required. Market Goats will be taken home.

Special Classes (Animals must have been shown in the above classes).

795 100 210 Mature doe w/ 4-H Production records. Doe to be shown with complete records from last kidding.
795 100 220 Dam and Daughter, doe and one offspring owned by the same 4-H member
795 100 230 Member's Meat Goat Herd, three female meat goats owned by the same 4-H member.

County Only Classes

Starter Project Evaluation

795 400 000 All entries

Auction

795 100 000 Auction Goat, 85 pound minimum, must have milk teeth.

Pygmy Goats:

Exhibitors are expected to know and follow all Animal Science Rules and Health Requirements.

- A. *All animals will be inspected by a veterinarian before entering the fair barns. Special attention will be given to abscesses, foot problems, respiratory diseases, pinkeye, sore mouth and skin diseases.*
- B. *All goats will be tagged or tattooed with scrapie identification numbers.*
- C. *All must be dehorned. Purebred and grade animals are shown together. Standard livestock pens will be provided. Exhibitors must provide liners for pens to reduce opening size if bringing small kids; pens are traditionally 6' X 6'.*
- D. *Wethers will be shown in separate conformation classes. Does and wethers will compete together in showmanship.*
- E. *It is recommended all goats be treated with a nasal vaccine for respiratory infections 1-2 weeks before fair.*
- F. *Horned meat and fiber goats will be allowed.*

- G. All members will follow the rules and recommendations provided by the department superintendent.
- H. Junior Champion and Reserve Junior Champion Female will be selected from entries in Classes 1-4 (non-milking) and Senior Champion and Reserve Senior Champion Female will be selected from entries in Classes 5-9 (milking). A breed champion and reserve champion will be selected in each breed having two or more classes represented. All champions must have won a blue award and be of championship quality as determined by the judge. Grand and Reserve Grand Champion winners will be selected from Junior and Senior Champion classes.

Pygmy Goat Showmanship (Required)

793 500 000	Novice
793 500 001	Junior Level
793 500 002	Intermediate Level
793 500 003	Senior Level

BREED CLASSES

Note: Fill in blank in class number () with one of the following numbers:

1. Junior Doe Kid - born March 2 to June 1 of current year.
2. Junior Doe Kid - born Dec. 2 of previous year to March 1 of current year
3. Junior Doe Kid - born Sept. 2 to Dec. 1 of previous year
4. Junior Doe (not in milk) - born Sept. 2, 2013 to Sept. 1, 2014
5. Senior Doe In Milk - born Sept. 2, 2013 to Sept. 1, 2014
(Does that have freshened at least once, not necessarily in milk at show time.)
6. Senior Two Year Old Doe - born Sept. 2, 2012 to Sept. 1, 2013
7. Senior Three Year Old Doe - born Sept. 2, 2011 to Sept. 1, 2012
8. Four and Five Year Old Doe - born Sept. 2, 2009 to Sept. 1, 2011
9. Over Five Year Old Doe - born before Sept. 2, 2009

Doe Classes

793 100 0_0	Pygmy Goats
793 100 110	Doe in Milk - all ages above yearling

Wether Classes

Wethers will be shown in separate conformation classes. Does and wethers will compete together in showmanship.

Note: Fill in blank in class number () with one of the following numbers:

1. Jr. Wether up to 6 months Born by June 1 of the current year
2. Jr. Wether 6 months to 1 year
3. Sr. Yearling Wether
4. Sr. Wether 2 and 3 year old
5. Sr. Wether 4 year old and over

793 700 2_0

Special Classes

(Animals must have been shown in one of the above classes.)

793 100 210 Dam and Produce, Doe and one daughter, owned by the same 4-H member.

793 100 220 4-H Member's Pygmy Goat Herd. Three female pygmy goats owned by the same 4-H member.

Llama/Alpaca:

Exhibitors are expected to know and follow all Animal Science Rules and Health Requirements.

- A. *All animals will be checked by a veterinarian before entering the fair barns. Special attention will be given to respiratory diseases and skin and foot diseases.*
- B. *All members will follow the rules and recommendations of the department superintendent.*
- C. *All members will provide care, decorations, and information about their displays as described by the department superintendent and the herdsmanship guidelines in this book.*

Llama/Alpaca Showmanship (Required)

799 500 000	Novice	799 500 002	Intermediate
799 500 001	Junior	799 500 003	Senior

PERFORMANCE CLASSES

Pack/Trail Class

799 101 000	Novice
799 101 001	Junior
799 101 002	Intermediate
799 101 003	Senior

Public Relations

799 100 000	Novice
799 100 001	Junior
799 100 002	Intermediate
799 100 003	Senior

Obstacle Course

799 102 000	Novice
799 102 001	Junior
799 102 002	Intermediate
799 102 003	Senior

County Only Classes:

Llama Handler's (formerly Llama Psych)

799 000 570	Novice
799 102 571	Junior
799 102 572	Intermediate
799 102 573	Senior

Freestyle Judging with Interview

799 102 120	Novice
799 102 121	Junior
799 102 122	Intermediate
799 102 123	Senior

Llama Starter Project Evaluation

799 000 000	All age divisions
-------------	-------------------

Sheep:

Exhibitors are expected to know and follow all Animal Science Rules and Health Requirements.

- A. *All animals will be inspected by a veterinarian before entering the fair barns. Special attention will be given to abscesses, foot problems, respiratory diseases, pinkeye, sore mouth and skin diseases.*
- B. *All sheep will be tagged with scrapie identification numbers.*
- C. *All sheep originating within 20 miles of confirmed Blue Tongue outbreak will be required to have been vaccinated no less than 30 days or more than 18 months prior to entry to the fair.*
- D. *All members will follow the rules and recommendations of the department superintendent. This includes entry into the barn following the veterinarian check, painting and decorations in the barn, show schedules, fitting areas and securing of animals in pens.*
- E. *All classes can be divided equally, by the superintendent, if class size prohibits a fair showing of all animals.*
- F. *A female breed champion will be selected in each breed having two or more classes represented. A grand champion female sheep will be selected from breed champions, including crossbreds. All champions must have won a blue award and be of championship quality as determined by the judge.*
- G. *4-H members exhibiting registered animals must present proof of registration at check-in with the superintendent.*

Sheep Showmanship (Required)

771 500 000	Novice	771 500 002	Intermediate Level
771 500 001	Junior Level	771 500 003	Senior Level

BREED CLASSES

Note: Fill in blank in class number (__) with one of the following numbers.

1. Spring Ewe Lamb - born Jan. 1 to May 31 of current year
2. Fall Ewe Lamb - born Sept. 1 to Dec. 31 of previous year (must have lamb's teeth to be shown)
3. Yearling Ewe - born Sept. 1, 2013 to Aug. 31, 2014
4. Producing Ewe - born Sept. 1, 2011 to Aug. 31, 2013 (must have raised a lamb born after Sept. 1 of previous calendar year)

771 101 0_0	Cheviot, Border (01)	771 110 0_0	Romney, White	(10)
771 102 0_0	Cheviot, North Country (02)	771 111 0_0	Romney, natural colored	(11)
771 103 0_0	Columbia (03)	771 112 0_0	Shropshire	(12)
771 104 0_0	Corriedale (04)	771 113 0_0	Southdown	(13)
771 105 0_0	Dorset (05)	771 114 0_0	Suffolk	(14)
771 106 0_0	Hampshire (06)	771 115 0_0	Other Pure Breeds	(15)
771 107 0_0	Lincoln (07)	771 116 0_0	Crossbred Meat Breeds, Clrd fleece included	(16)
771 108 0_0	Montadale (08)	771 117 0_0	Crossbred Wool Breeds, White Fleeces	(17)
771 109 0_0	Oxford (09)	771 118 0_0	Natural Clrd Wool Class Wool Breeds Only	(18)

Market Lamb

771 300 000 Wether and Ewes competing. 100 pounds or more (must be shorn within 7 days of the fair, and must be weighed at the Fairgrounds at entry time. Recommended weight 120-140 lbs.) 4-H Market Health form required. No muzzles allowed. Lambs must be shown with front feet on the ground. Lambs will be taken home. Not eligible for the animal auction.

Special Classes

(Animals must have been shown in one of the above classes.)

Fill in the blank with the proper numbers to indicate the breed.

- 771 1__ 210 Producing Ewe with 4-H Production Records, must have produced a lamb after Sept. 1 of previous calendar year. Ewe must be shown with completed Production Record.
- 771 1__ 220 Ewe and One Produce, (class 1, 2, 3, 771301000, 771302000 or 771303000). Animals in this class must have been shown in the age or market class. All animals must be owned by the same 4-H member. The ewe will determine the breed.
- 771 1__ 230 4-H Member's Sheep Flock - Producing ewe, yearling ewe and ewe lamb, all owned by the same 4-H member.

County Only Classes

771 301 000 Feeder Lamb - 75 to 99 pounds (must be shorn within 7 days of the fair, and must be weighed at the Fairgrounds at entry time)

Auction Project

771 303 000 Auction Lamb (minimum wt. 115 pounds and daily gain of 0.50)

Starter Project

771 400 000 Starter Animal Evaluation - all entries

Wool:

Exhibitors are expected to know and follow all Animal Science Rules and Health Requirements.

- A. Wool exhibits will be checked in by the sheep superintendent.
- B. Fleeces must have been shorn in the current project year from an animal in the 4-H member's project. To be eligible for state fair the fleece must be shorn after Jan. 1 of the current year.

- C. Fleeces must be skirted, with all belly and leg wool removed from the fleece. All dung tags, dirt and foreign matter should also be removed.
- D. Fleeces must be placed in a clear plastic bag with exhibitor name and county clearly written with felt marker on lower half of bag.
- E. The 4-H Wool Show Tag should be inserted inside the bag and visible through the bag.
- F. Only one fleece may be entered in any one class, or breed.
- G. All classes except "Romney, colored" and "Shetland, colored" are white fleeces. All colored fleeces (black, brown etc.) must be entered in either Romney colored, Shetland Colored, or Colored Fleece (any breed or cross, indicate breed on tag).
- H. Judging criteria are outlined on a 4-H Fleece Exhibit Score Card (40-610) available at the county Extension office or on the State 4-H Web site at <http://oregon.4h.oregonstate.edu/resources/materials>.

WOOL & MOHAIR

771 401 000	Cheviot	771 409 000	Shetland, colored
771 402 000	Columbia	771 410 000	Shetland, white
771 403 000	Corriedale	771 411 000	Shropshire
771 404 000	Dorset	771 412 000	Southdown
771 405 000	Hampshire	771 413 000	Suffolk
771 406 000	Montadale	771 414 000	Other breed (indicate breed on tag)
771 407 000	Romney, colored	771 415 000	Crossbred (white face)
771 408 000	Romney, white	771 416 000	Crossbred (black face)
		771 417 000	Colored Fleece (any breed or cross other than full Romney or Shetland, indicate breed)

Swine:

Exhibitors are expected to know and follow all Animal Science Rules and Health Requirements.

- A. All animals will be inspected by a veterinarian before entering the fair barns. Special attention will be given to Warts, Lice and Respiratory Diseases.
- B. It is recommended that all swine be vaccinated for Erysipelas no less than 30 days prior to entry and Lepto-5 no less than 30 days or more than one year prior to entry to the fair. Proof of vaccination must be shown to the superintendent the first day of the fair.
- C. All members will follow the rules and regulations of the department superintendent, as pertains to pens, decorations, wash pens and moving animals.
- D. Champion and reserve champion females will be selected from blue award winners in breed categories where two or more classes are shown. All champions must have won a blue award and be of championship quality as determined by the judge. Champion awards will not be provided in any classes other than auction and breed females.
- E. Wolf teeth must be removed prior to fair entry.

Swine Showmanship (Required)

781 500 000	Novice
781 500 001	Junior Level
781 500 002	Intermediate Level
781 500 003	Senior Level

BREED CLASSES

Note: Fill in blank in class number (__) with one of the following numbers.

1. May Gilt - born in May of current year
2. April Gilt - born in April of current year
3. March Gilt - born in March of current year
4. February Gilt - born in February of current year
5. January Gilt - born in January of current year
6. Fall Gilt - born Aug. 1 to Dec. 31 of previous calendar year and has not farrowed
7. Sow - born prior to August 1 of previous year, must have farrowed.

781 101 0_0. Berkshire	781 105 0_0. Yorkshire
781 102 0_0. Duroc	781 106 0_0. Crossbred
781 103 0_0. Hampshire	781 107 0_0. Other Breeds (specify)
781 104 0_0. Spots	

Special Class

(Animals must have been shown in one of the above classes.)

- 781 200 010 Best Two Females - Any two gilts shown in the classes listed above, and owned by the same 4-H member.
- 781 200 020 Production Record Class (sow at home) Gilt or sow being shown, (from classes 1-7.) All breeds competing.
- 781 300 010 Market Hog, barrows and gilts weighing 220 to 300 pounds are eligible to compete for champion and reserve champion. Hogs over and under the eligible weight range will be judged in under market and over market group and will be eligible for blue, red and white ribbons only. Recommended range is between 240 and 260 pounds. 4-H Market Health Form required. Market hogs will be taken home.

County Only Classes

- 781 300 020 Pen of 3 Market Hogs - born on or after Jan. 1 of the current year, all weighing at least 215 pounds and owned by the same 4-H member.
- 781 300 030 Feeder Pig - born after Jan. 1 of the current year and weighs 70 to 219 pounds.
- 781 300 040 Weaner Pig - born after Jan. 1 of the current year and weighs less than 70 pounds.
- 781 300 060 Brood Sow - born before August 1, 2014 and shown with complete production record. A Sow Production Record (4-H 143R) must be shown.
- 781 300 070 Sow and Litter - Litter not yet weaned. A Sow Production Record (4-H 143R) must be shown.
- 781 300 080 Over Market Hog - barrows & gilts weighing 301 pounds and over. Not eligible for CH and RCH.

Auction Hog

- 781 400 000 Auction Hog (Weight range of 230 pounds and not more than 300 pounds with a daily gain of 1½ pound)
- 781 400 001 Family Back-up Auction Hog

Small Animals

Cats:

Exhibitors are expected to know and follow all Animal Science Rules and Health Requirements.

- A. *All animals will be inspected for health problems or disease before participating in fair classes. Any diseased animal will be removed from the fairgrounds.*
- B. *Members will follow all rules and recommendations of the show committee or superintendent.*
- C. *Refer to the cat project materials for class and health requirements.*
- D. *If a family does not have an animal for each member, members may share an animal. Only one shared animal may be used when members do not have their own animal.*
- E. *Members may lease an animal, and must have possession of the animal and a lease form on file in the Extension Office by April 1st of the current year. No animal trained by someone other than the 4-H member will be shown in any 4-H class at the county fair.*

All of the classes listed in this division are county only classes.

Cat Showmanship (Required)

765500000	Novice Members
765500001	Junior Members
765500002	Intermediate Members
765500003	Senior Members

Costume Class

765700010	Novice members
765700011	Junior members
765700012	Intermediate members
765700013	Senior members

Theme Cage Contest

765700000	Novice members
765700001	Junior members
765700002	Intermediate members
765700003	Senior members

Trick Class

765700020	Novice members
765700021	Junior members
765700022	Intermediate members
765700023	Senior members

Cavies:

Exhibitors are expected to know and follow all Animal Science Rules and Health Requirements.

- A. *All animals will be inspected for health problems or disease before entering the fair barns. Any diseased animals will be removed from the fairgrounds.*
- B. *Members will follow all rules and recommendations of the department superintendents.*
- C. *Members will meet the department requirements for identifying animals and decorating display areas.*
- D. *Members may enter more than one breed in any of the small animal divisions. Members may enter up to three exhibits in any one small animal class, but will receive premiums for the top one placing.*
- E. *The department superintendents and judge will determine class size and make-up based on the numbers and varieties of entries in each exhibit area.*
- F. *Members exhibiting rabbits and cavies must be present to show their animals.*
- G. *Members with poultry, pigeon and fowl exhibits must be present at the time their birds are being judged for conformation.*
- H. *A breed champion and reserve champion will be selected in each breed having two or more classes represented. All champions must have won a blue award and be of championship quality as determined by the judge.*
- I. *All members will feed their animals twice daily, and check water regularly.*
- J. *All animals must be tattooed or tagged.*

***Any animals sold during the fair must be sold under the guidelines provided by the department superintendent.*

***Animals displayed at the Coos County Fair must be eligible for exhibit in one of the classes listed below.*

Cavy Showmanship (Required)

762 500 000	Novice	762 500 002	Intermediate Level
762 500 001	Junior Level	762 500 003	Senior Level

BREED CLASSES

Note: Fill in blank in class number (__) with one of the following numbers.

762 101 0_0	Abyssinian	762 108 0_0	Silkie
762 102 0_0	Abyssinian Satin	762 109 0_0	Silkie Satin
762 103 0_0	American	762 110 0_0	Teddy
762 104 0_0	American Satin	762 111 0_0	Teddy Satin
762 105 0_0	Coronet	762 112 0_0	Texel
762 106 0_0	Peruvian	762 113 0_0	White Crested
762 107 0_0	Peruvian Satin	762 114 0_0	Crossbred

1. Junior Sow, born after May 1 of current year, minimum of 12 oz. through 22 oz.
2. Junior Boar, born after May 1 of current year, minimum of 12 oz. through 22 oz.
3. Intermediate Sow, born Mar. 1 to April 30 of current year, over 22 oz., maximum 32 oz.
4. Intermediate Boar, born Mar. 1 to April 30 of current year, over 22 oz., maximum 32 oz.
5. Senior Sow, born before Mar. 1 of current year, over 32 oz.
6. Senior Boar, born before Mar. 1 of current year, over 32 oz.

Dog:

Exhibitors are expected to know and follow all Animal Science Rules and Health Requirements.

- A. *All dog exhibitors must submit a dog health record and/or vaccination certificate to the 4-H Club leader prior to participating in any competitions at the Coos County Fair.*
- B. *Refer to the 4-H Dog Obedience and Showmanship Guide for details on requirements for each division and class.*
- C. *If a family cannot afford an animal for each member, members may share an animal. Only one shared animal may be used when members do not have their own animal.*
- D. *Members who do not have an animal may work with animals belonging to others (neighbors, friends, etc.). This is a leased animal and members in the dog project may have only one leased dog. They may compete in all classes, including obedience and showmanship, qualifying for ribbons, trophies and premiums, providing that the member has done ALL of the training themselves as stated by a written lease.*
- E. *All leased dogs must have a lease form on file in the Extension Office by April 1st of the current year. Any dog leased after this date will not be eligible for county or state fair competition.*
- F. *No dogs trained by someone other than the 4-H member will be shown in any 4-H class at the county fair.*

Members bringing dogs to fair are required to have their dogs currently vaccinated against Rabies, DH or DHP and Parvo Virus. No health certificate is required. However, if a dog has a visible skin or physical problem, a certificate from a veterinarian is required indicating that the condition is neither contagious nor harmful to the dog during competition. Females in season will be shown at the end of the day and should remain in the area specified by the show chair during the day.

Crates are required for all dogs. (Exercise pens are NOT allowed) All dogs must be "on lead" while on the Fairgrounds. Drilling and correction while on the show grounds is not allowed. Dogs must wear properly fitted collars; spiked and pronged collars are not allowed on the grounds. See 4-H 1202, 4-H Dog Obedience, Showmanship and Contest Guide for specific rules. The Oregon 4-H Dress Code of neat and clean is encouraged. Inappropriate dress such as low cut tops, t-shirts with offensive language or torn jeans will not be tolerated.

Dog Showmanship (Required)

763 500 000 Novice
763 500 001 Junior Level
763 500 002 Intermediate Level
763 500 003 Senior Level

PERFORMANCE CLASSES

Note: Fill in blank in class number (__) with one of the following numbers.

1. Junior member
2. Intermediate member
3. Senior member

Obedience

763 100 11_	Pre Novice Dog Obedience	763 100 17_	Open Dog Obedience
763 100 12_	Novice Dog Obedience	763 100 18_	Open Challenge Dog Obedience
763 100 14_	Graduate Novice Dog Obedience	763 100 19_	Utility Dog Obedience
763 100 16_	Advanced Graduate Novice Dog Obedience	763 100 20_	Veteran/Handicapped Dog Obedience

Brace

763 100 081 Junior member
763 100 082 Intermediate member
763 100 083 Senior member

County Only Classes:

Trick Dog

763 200 001 Junior member
763 200 002 Intermediate member
763 200 003 Senior member

Costume Dog

763 200 011 Junior member
763 200 012 Intermediate member
763 200 013 Senior member

Obedience Team

763 200 000 Obedience Team, Novice
763 200 010 Obedience Team, Junior
763 200 020 Obedience Team, Intermediate
763 200 030 Obedience Team, Senior

Agility

763 200 040 Novice Level (jr, int, and sr.)
763 200 050 Non-Standard (jr, int, and sr.)

Poultry & Eggs:

Exhibitors are expected to know and follow all Animal Science Rules and Health Requirements.

- A. All animals will be inspected for health problems or disease before entering the fair barns. Any diseased animals will be removed from the fairgrounds.*
- B. Members will follow all rules and recommendations of the department superintendents.*
- C. Members will meet the department requirements for identifying animals and decorating display areas.*
- D. Members may enter more than one breed in any of the small animal divisions. Members may enter up to three exhibits in any one small animal class, but will receive premiums for the top one placing.*
- E. The department superintendents and judge will determine class size and make-up based on the numbers and varieties of entries in each exhibit area.*
- F. Members with poultry, pigeon and fowl exhibits must be present at the time their birds are being judged for conformation.*
- G. A breed champion and reserve champion will be selected in each breed having two or more classes represented. All champions must have won a blue award and be of championship quality as determined by the judge.*
- H. All members will feed their animals twice daily, and check water regularly.*
- I. All animals must be tattooed or tagged.*
- J. Any animals sold during fair must be sold through the guidelines provided by the department Superintendent.*
- K. All birds displayed during the Coos County Fair must be eligible for exhibit in one of the classes provided.*
- L. All birds must have some adult feathering.*

4-H poultry members must be present to show their birds. The Oregon 4-H Showmanship procedure will be used (4-H Poultry Showmanship, 4-H 1503). Members will carry their single bird exhibits to the judges' table and show them while they are being judged. Recognized breeds will be judged separately if numbers warrant.

CHICKENS:

Poultry Showmanship (Required)

731 500 000 Novice
731 500 001 Junior Level
731 500 002 Intermediate
731 500 003 Senior Level

Standard Bred Bantams

Lakenvelders	Silkies	Sussex
Leghorns	Cochins-any color	Aracauna
Minorcas	Cochins-white	Cornish
New Hampshires	Belgian Bearded d'Uccle	Americauna
Orphingtons	Polish-any color	Rose Combs
Plymouth Rocks	Polish-white crested black	Seabrights
Rhode Island Reds	Belgian, Bearded d'Anvers	Wyandottes

APA Standard Bred Fowl

Rocks	Australops	Brahmas
Wyandottes	Leghorns	Orphingtons
New Hampshires	Minorcas	Aracauna
Rhode Island Reds	Andalusians	Sussex
Cochins – White	Polish - White Crested Black	Game
Cochins – Not White	Polish - Any Other Color	Hamburgs

BREED CLASSES

Note: Fill in blank in class number (__) with one of the following numbers.

1. Pullet - hatched in the current calendar year
2. Cockerel - hatched in the current calendar year
3. Hen - hatched before Jan. 1st of the current calendar year
4. Cock - hatched before Jan. 1st of the current calendar year

731 101 0_0 * APA Standard Bred Large Fowl
731 101 1_0 ** Non-APA Standard Bred Large Fowl
731 101 2_0 *** Cross-Bred Large Fowl

- * Breeds entered in the American Poultry Association (APA) class are based on those birds found exclusively in the APA book titled, *Standards of Perfection*.
- ** The non-APA standard bred large fowl class would include birds found in standards other than APA, like the British or Japanese Standards.
- *** The crossbred large fowl class would include known backyard crosses, sex links and birds associated with the OSU Animal Sciences Dept/Oregon Fryer Commission Pen of Fryers Contest.

731 102 0_0 APA and ABA Standard Bred - Bantam
731 102 1_0 Non-Standard Bred - Bantam
731 102 2_0 Cross-Bred - Bantam

Pen of Laying Hens

731 200 010 Three hens in production. Hens should not have been shown in individual classes and count as one entry. To be scored on the following criteria:

<i>visible signs of production</i>	<i>40 points</i>
<i>uniformity</i>	<i>30 points</i>
<i>condition: vigor</i>	<i>10 points</i>
<i>cleanliness</i>	<i>10 points</i>
<i>feathering</i>	<i>10 points</i>

Market Chickens

All birds will be weighed at the fair, and all breeds will compete together.

731 300 010 Broiler/Fryer, pen of 3, (under 8 weeks) 4-6 pounds live weight
731 300 020 Roaster, pen of 3, (8-16 weeks) over 6 pounds live weight

County Only Classes

Auction Meat Pen of Fryers

731 300 000 Pen of three fryers, at least 5 1/2 pounds, under 8 weeks of age. Members entering this class must be enrolled in the auction project. Chicks must have been hatched after May 25, 2015.

OTHER FOWL:

BREED CLASSES

Note: Fill in blank in class number (__) with one of the following numbers.

1. Young Female - hatched this year
2. Young Male - hatched this year
3. Old Female - hatched prior to this year's hatch
4. Old Male - hatched prior to this year's hatch

- 731 103 0_0 APA Standard Bred Duck
- 731 103 1_0 Commercial Nonstandard Breed and/or Crossbred Duck
- 731 104 0_0 APA Standard Bred Goose
- 731 104 1_0 Commercial Nonstandard Breed and/or Crossbred Goose
- 731 105 0_0 APA Standard Bred Turkey
- 731 105 1_0 Commercial Nonstandard Breed and/or Crossbred Turkey
- 731 106 0_0 Other (no emus or ostriches)

****All birds entered in this division must be banded with numbered bands.**

****Any birds sold during the fair must be sold under the guidelines provided by the department superintendent.**

PIGEONS:

Exhibitors are expected to know and follow all Animal Science Rules and Health Requirements.

- A. All animals will be inspected for health problems or disease before entering the fair barns. Any diseased animals will be removed from the fairgrounds.*
- B. Members will follow all rules and recommendations of the department superintendents.*
- C. Members will meet the department requirements for identifying animals and decorating display areas.*
- D. Members may enter more than one breed in any of the small animal divisions.
Members may enter up to three exhibits in any one small animal class, but will receive premiums for the top one placing.*
- E. The department superintendents and judge will determine class size and make-up based on the numbers and varieties of entries in each exhibit area.*
- F. Members with poultry, pigeon and fowl exhibits must be present at the time their birds are being judged for conformation.*
- G. A breed champion and reserve champion will be selected in each breed having two or more classes represented. All champions must have won a blue award and be of championship quality as determined by the judge.*
- H. All members will feed their animals twice daily, and check water regularly.*
- I. All animals must be tattooed or tagged.*

Note: All birds must have some adult feathering.

Pigeon Showmanship (Required)

732 500 000	Novice	732 500 002	Intermediate
732 500 001	Junior	732 500 003	Senior

BREED CLASSES

Note: Fill in blank in class number (__) with one of the following numbers.

- 1. Young Hen - hatched this year
- 2. Young Cock - hatched this year
- 3. Old Hen - hatched prior to this year's hatch
- 4. Old Cock - hatched prior to this year's hatch

- 732 101 0_0 Homer
- 732 102 0_0 Performing
- 732 103 0_0 Fancy
- 732 104 0_0 Utility
- 732 105 0_0 Dove

Homers

Racing Homer

Performing

American Rollers
Birmingham Rollers
American Flying Tumblers
Parlor Tumblers
West of England Tumbler
Donek
Tippler

Utility

Kings
Runts
Mondains
Giant Homers
Crossbreeds

Doves

Ringneck
Silkie
White

Fancy

Modena
Helmet
Show Racer
Fantails
Pouters and Croppers
Swallows
Komorner Tumblers
Trumpeters
Frillbacks
Owls

Exhibitors may enter up to three birds in each age class, and will receive premiums for the one top placing in each class.

Fill in the blank of the entry number with the correct number from below to identify the age of the bird.

**All birds entered in this division must be banded with numbered bands.

**Any birds sold during the fair must be sold under the guidelines provided by the department superintendent.

EGGS:

Note: Fill in blank in class number (___) with one of the following numbers.

1. Chicken
2. Duck
3. Turkey
4. Other Species

Class Numbers and Descriptions

731 40_ 010 White Eggs - one dozen
731 40_ 020 Brown Eggs - one dozen
731 40_ 030 Other Eggs - one dozen

Rabbits:

Exhibitors are expected to know and follow all Animal Science Rules and Health Requirements.

- A. *All animals will be inspected for health problems or disease before entering the fair barns. Any diseased animals will be removed from the fairgrounds.*
- B. *Members will follow all rules and recommendations of the department superintendents.*
- C. *Members will meet the department requirements for identifying animals and decorating display areas.*
- D. *Members may enter more than one breed in any of the small animal divisions. Members may enter up to three exhibits in any one small animal class, but will receive premiums for the top one placing.*
- E. *The department superintendents and judge will determine class size and make-up based on the numbers and varieties of entries in each exhibit area.*
- F. *Members exhibiting rabbits and cavies must be present to show their animals.*
- G. *Members with poultry, pigeon and fowl exhibits must be present at the time their birds are being judged for conformation.*
- H. *A breed champion and reserve champion will be selected in each breed having two or more classes represented. All champions must have won a blue award and be of championship quality as determined by the judge.*
- I. *All members will feed their animals twice daily, and check water regularly.*
- J. *All rabbits must be number tattooed.*
- K. *Any animals sold during fair must be sold through guidelines provided by the department Superintendent.*
- L. *All rabbits displayed during the Coos County Fair must be eligible for exhibit in one of the classes provided.*

Rabbit Showmanship (Required)

761 500 000	Novice	761 500 002	Intermediate
761 500 001	Junior	761 500 003	Senior

BREED CLASSES Heavyweights:

Note: Fill in blank in class number (___) with one of the following numbers.

- | | | |
|-------------------------|---------------------------|----------------------------|
| 01. American | 08. Chinchilla (American) | 15. Lop (French) |
| 02. American Sable | 09. Chinchilla (Giant) | 16. New Zealand |
| 03. Angora (Giant) | 10. Cinnamon | 17. Palomino |
| 04. Beveren | 11. Creme D' Argent | 18. Satin |
| 05. Californian | 12. Flemish Giant | 19. Silver Fox |
| 06. Champagne D' Argent | 13. Hotot | 20. Heavy Weight Crossbred |
| 07. Checkered Giant | 14. Lop (English) | |

Heavyweights:

- 761 1__ 010 Pre-Junior Doe, born after May 1 of the current year
761 1__ 020 Junior Doe, born Feb 1 to May 1 of the current year
761 1__ 030 Intermediate Doe, born Dec. 1 to Jan 31 of the current year
761 1__ 040 Senior Doe, born before Dec. 1 of the current year
761 1__ 050 Pre-Junior Buck, born after June 1 of the current year
761 1__ 060 Junior Buck, born March 1 to May 31 of the current year
761 1__ 070 Intermediate Buck, born January 1 to February 28 of the current year
761 1__ 080 Senior Buck, born before January 1 of the current year

BREED CLASSES Lightweights:

Note: Fill in blank in class number (___) with one of the following numbers.

- | | | |
|---------------------------|-------------------|--|
| 21. American Fuzzy Lop | 31. Florida White | 41. Netherland Dwarf |
| 22. Angora (English) | 32. Harlequin | 42. Polish |
| 23. Angora (French) | 33. Havana | 43. Rex |
| 24. Angora (Satin) | 34. Himalayan | 44. Rhinelander |
| 25. Belgian Hare | 35. Jersey Wooley | 45. Silver |
| 26. Britania Petite | 36. Lilac | 46. Silver Marten |
| 27. Chinchilla (Standard) | 37. Lop (Holland) | 47. Tan |
| 28. Dutch | 38. Lop (mini) | 48. Thrianta |
| 29. Dwarf Hotot | 39. Mini Rex | 49. Other Lightweight Breeds
& Lightweight Crossbreds |
| 30. English Spot | 40. Mini Satin | |

Lightweights:

- 761 1__ 100 Junior Doe, less than 6 months old, born after Feb. 1 of the current year
761 1__ 110 Senior Doe, more than 6 months old, born before Feb. 1 of the current year
761 1__ 120 Junior Buck, less than 6 months old, born after Feb. 1 of the current year
761 1__ 130 Senior Buck, more than 6 months old, born before Feb. 1 of the current year

Market Rabbits

- 761 300 010 Fryer, 3-1/2 to 5 pounds each, under 69 days old
761 300 020 Pen of 3 Fryers, 3-1/2 to 5 pounds each, under 69 days old, (judged on conformation, condition and uniformity).
761 300 030 Roaster, 5 to 8 pounds, born Jan. 15, 2015 to May 15, 2015
761 300 040 Pen of 3 Roasters, 5 to 7-1/2 pounds, 69 to 90 days old.

County Classes

- 761 300 050 Stewer - born before 1/15/15

Production Class

- 761 200 000 Doe, with Production Records (4-H 160R), must have kindled in the current 4-H year.

Auction Pen of Fryers

- 761 300 000 Pen of three rabbit fryers, at least 4 ½lbs., under 77 days old. 4-H member must be enrolled in the auction project. Rabbits must have been kindled after May 06, 2015.

Rabbit Pelts and Other Tanned Products- County Only Classes

Pelts must have been skinned, stretched and prepared by the exhibitor in current year.

Each member is limited to a maximum of two pelts. They may be in the same class. They will be divided into

subclasses by weight for judging - fryer pelts 2.5-4 oz, baker pelts 4-8 oz and mature pelts over 8 oz. Freedom from holes, flesh or fat, mildew, hutch stains and general condition of the pelt will be considered as well as the density, texture, and quality of the fur. Each member is limited to one product which has been tanned and made into a usable product by the member.

Note: Fill in blank in class number (___) with one of the following numbers.

1. Junior member
2. Intermediate member
3. Senior member

761 400 01_ Raw Pelt

761 400 02_ Tanned Pelt

761 400 03_ Tanned Rabbit Pelt Product

Horse:

Exhibitors are expected to know and follow all Animal Science Rules and Health Requirements

- A. *Horse club members may exhibit only one animal in this department, with the exception of a pony (53" with 1/2" given for shoes) to be used in the driving class. Members may carry more than one animal on their project records if more than one animal is owned or leased.*
- B. *All leased animals must have a completed contract on file in the Extension Office by April 1st of the current project year in order to be used in competition at the fair. Animals leased after April 1st will not be eligible for 4-H fair competition.*
- C. *When two or more 4-H members of the same family have only one horse available, they may show the horse in all events as long as they can be scheduled in different classes.*
- D. *4-H members may show their project horse in Open Class halter, Open games and performance classes.*
- E. *4-H members may participate in games held by SWOHA.*
- F. *Classes of more than 15 contestants will be split into smaller, equally divided classes.*
- G. *The 4-H Horse Contest Guide (4-H 1301) will be followed in the horse showmanship and equitation classes. Patterns will be distributed to 4-H leaders on Sunday evening and each will be demonstrated the morning the class is to be judged.*
- H. *All preparation of the horse during the fair is to be done by the 4-H member. **PARENTS MAY NOT** be in the barns cleaning stalls or doing any kind of work expected of the 4-H member. Exceptions to this rule include preparing for Saturday morning events and in cases where safety is involved.*
- I. *Stallions may not be shown in 4-H contests.*
- J. *DRESS CODE FOR ALL 4-H CLASSES AND GAMES (except English classes):
All clothing will be clean and neat. Dress will include western pants of any color, long sleeve shirt and boots. If pants have belt loops, a belt is required. Pants should be worn on the outside of boots. Button-up jackets and vests are optional. Members may wear a western tie or neckerchief and jewelry of their choice, dangling jewelry is discouraged. No chaps. English attire is required for English classes and permissible for showmanship. Extreme temperature may require that the show committee determine that jackets are optional. Exceptions to this code can be made for religious reasons.
All members will wear approved head gear any time they are riding or driving an equine.*
- K. *First year junior, intermediate and senior classes are for members who are in their first year of the 4-H Horse project. Winners of these classes will compete in their own age group for championship classes.*
- L. *4-H horses are to be ridden by members only. Leaders may ride a 4-H horse in the exercise arena only if a member is having a problem.*
- M. *Horse herdsmanhip will be judged daily from 10 am to 5 pm, with 5 pm designated as feeding time. Individual clubs may plan schedules before and after these hours as needed. No herdsmanhip will be judged Saturday before 1:00 pm. Herdsmanhip will be judged Tuesday through Saturday.*
- N. *4-H horse members will participate in showmanship, in order to be eligible for any other horse class.*
- O. *4-H members must be entered in showmanship and equitation classes to be eligible for equitation over fences, trail and games. Members who do not participate in showmanship and equitation classes will have premiums and awards from the Coos County Fair withdrawn.*
- P. *All individual and club displays and exhibits must remain in place until the time of official release from the fair. Failure to comply with this release procedure will disqualify exhibitors for premiums and awards.*
- Q. *4-H members wanting to enter classes at the Oregon State Fair or Western Gaming Finals must submit a signed intent form by noon **Sunday, July 26th to the Davenport 4-H Bldg.***

State Fair Qualifying / Eligibility:

There are no county quotas for State Horse Fair. Instead, there are qualifying scores or times for each specific event. Contestants must first qualify with their equitation/showmanship score before they qualify for trail, dressage, or hunt seat over fences. Carefully read the qualifying rules for each event below.

Contestants must use the same horse in all events except for Ground Training, driving classes, and Gaming. In addition, in every event, contestants must use the same horse they qualified with at their county fair.

Showmanship is required of all contestants, but you can only do showmanship once. If you have an equitation horse, you must use that horse for showmanship and show in the performance showmanship class. If you do not

have an equitation horse, but have a Ground Training or driving horse, you must show that horse in the performance showmanship class. Only gaming contestants who had no horses in performance may show in the gaming showmanship class.

Equitation and Showmanship

To qualify for State Fair in showmanship and equitation (hunt seat, saddle seat, or western), contestants must have received a minimum combined score of 170 (in equitation and showmanship) at their county fair, and each individual score must be 80 points or higher. In addition, they must have used the same horse in both classes.

For members who ride multiple seats, the highest equitation score must be used to determine eligibility. Then, if members have received blue ribbons in other seats on the same horse, they may ride those seats as well. The same horse must be used for all equitation classes.

Trail

Contestants who qualify for State Fair in equitation/showmanship may also enter Trail if they received a blue ribbon in that event at their county fair using the same horse as used in equitation/showmanship.

In-Hand Trail

Contestants who qualify for State Fair in ground training or with a non-ridden animal in reinsmanship or precision driving may also enter in-hand trail if they received a blue ribbon in that event at their county fair using the same horse.

Dressage

Contestants who qualify for State Fair in equitation/showmanship may also enter Dressage if they received a score of 58% or higher on any Training Level Test or any First Level test at their county fair using the same horse as used in equitation/showmanship.

58% and up	Blue ribbon
50 – 57.99%	Red ribbon
49.99% and below	White ribbon

Riders may ride only one test at State Fair, and it must be the test they rode at their county fair and in which they received the qualifying score. A member who scores 62% or higher at State Fair must progress up to the next test the following year. (The requirement to move up does not apply to a new horse or in test change years.) The 2015 tests must be used.

The short arena will be used for Training Level tests and the standard arena for First Level tests

Hunt Seat Equitation Over Fences

Contestants who qualify for State Fair in equitation/showmanship may also enter Hunt Seat Equitation Over Fences if they received a blue ribbon in that event at their county fair using the same horse as used in equitation/showmanship and if they received the blue ribbon performing over an approved qualifying course. A qualifying course must have a minimum of six different fences with at least three of them at the maximum height and spread. There must be at least one combination jump and one change of direction.

At State Fair, a selection of warm-up fences will be provided. All contestants must be approved by the on-site official over these warm-up jumps before attempting the full course.

Reinsmanship (Judged on driver in equitation class - member's control)

Contestants may only enter one reinsmanship class at the State Fair, and there are two ways to qualify.

Contestants who qualify for State Fair in equitation/showmanship may also enter reinsmanship if they received a blue ribbon in that event at their county fair using the same horse or pony as used in equitation/showmanship.

Contestants may also qualify with their non-equitation horse or pony if they received a minimum combined score of 170 (in reinsmanship and showmanship) at their county fair. In addition, the showmanship score must be 80 points or higher, and the reinsmanship score must be 85 points or higher. The showmanship score can be from their equitation horse or their driving horse. If contestants are not showing an equitation animal in showmanship, they must exhibit their reinsmanship animal in showmanship.

Precision Driving (Driving with obstacles - how they negotiate)

Contestants who qualify for State Fair in equitation/showmanship may also enter precision driving if they received a blue ribbon in that event at their county fair using the same horse or pony as used in equitation/showmanship.

Contestants may also qualify with their non-equitation horse or pony if they received a minimum combined score of 170 (in precision driving and showmanship) at their county fair. In addition, the showmanship score must be 80 points or higher, and the precision driving score must be 85 points or higher. The showmanship score can be from their equitation horse or their driving horse. If contestants are not showing an equitation animal in showmanship, they must exhibit their driving animal in showmanship.

Ground Training

To qualify for State Fair in Ground Training, contestants must have received a blue ribbon in ground training at their county fair. A county may send a total of 8 ground trainers (four seniors and four intermediates). The horses may be either yearlings or two-year olds. The same person may show both a yearling and a two-year-old. If contestants are not showing an equitation animal in showmanship, they must exhibit their ground training animal in showmanship.

Western Gaming

To qualify for State Fair in Gaming, contestants must have met the blue ribbon qualifying time in each event entered. If members are not showing another animal in showmanship, they must exhibit their gaming animal in showmanship. (There will be a showmanship class available on Monday night.) The same horse must be used in all gaming events.

CLASS ENTRIES

Horse Showmanship (Required; select gaming showmanship only if you have not done performance showmanship)

Horse Showmanship - Performance

751 500 001 Junior
751 500 002 Intermediate
751 500 003 Senior

First Year Horse Showmanship - County Only

751 500 071 First Year Junior
751 500 072 First Year Intermediate
751 500 073 First Year Senior

Horse Showmanship - Gaming

751 500 011 Junior
751 500 012 Intermediate
751 500 013 Senior

Walk Trot Equitation - County Only

751 200 171 Junior
751 200 172 Intermediate
751 200 173 Senior

English Equitation - Saddle Seat

751 100 111 Junior
751 100 112 Intermediate
751 100 113 Senior

Western Equitation

751 100 131 Junior
751 100 132 Intermediate
751 100 133 Senior

English Equitation - Hunt Seat

751 100 121 Junior
751 100 122 Intermediate
751 100 123 Senior

Western Equitation

751 200 131 First year junior
751 200 132 First year intermediate
751 200 133 First year senior

Trail Horse

751 100 311 Junior
751 100 312 Intermediate
751 100 313 Senior

Hunt Seat Over Fences

751 600 161 Junior
751 600 162 Intermediate
751 600 163 Senior

751 300 321 In-Hand Trail, Junior
751 300 322 In-Hand Trail, Intermediate
751 300 323 In-Hand Trail, Senior

Ground Pole Hunt Seat Equitation - County Only

751 200 181 Junior
751 200 182 Intermediate

Ground Training

751 100 211 Yearlings - born in previous calendar year, shown by junior
751 100 212 Yearlings - born in previous calendar year, shown by an intermediate
751 100 213 Yearlings - born in previous calendar year, shown by a senior member

751 100 221 Two year old gelding or filly - born in 2013, shown by a junior
751 100 222 Two year old gelding or filly - born in 2013, shown by an intermediate
751 100 223 Two year old gelding or filly - born in 2013, shown by a senior

Driving - Reinsmanship

751 400 411 Pony - w/cart, Junior
751 400 412 Pony - w/cart, Intermediate
751 400 413 Pony - w/cart, Senior
751 400 421 Horse - w/cart, Junior
751 400 422 Horse - w/cart, Intermediate
751 400 423 Horse - w/cart, Senior

Driving - County Only

751 000 401 Pony or Horse, w/o cart, Junior
751 000 402 Pony or Horse, w/o cart, Intermediate
751 000 403 Pony or Horse, w/o cart, Senior

Driving - Precision Driving

751 400 431 Junior
751 400 432 Intermediate
751 400 433 Senior

Dressage

751 700 501 Junior
751 700 502 Intermediate Dressage – Training Level, Test 1
751 700 503 Senior Dressage – Training Level, Test 1
751 700 512 Intermediate Dressage – Training Level, Test 2
751 700 513 Senior Dressage – Training Level, Test 2
751 700 522 Intermediate Dressage – Training Level, Test 3
751 700 523 Senior Dressage – Training Level, Test 3
751 700 542 Intermediate Dressage – First Level, Test 1
751 700 543 Senior Dressage – First Level, Test 1
751 700 552 Intermediate Dressage – First Level, Test 2
751 700 553 Senior Dressage – First Level, Test 2
751 700 562 Intermediate Dressage – First Level, Test 3
751 700 563 Senior Dressage – First Level, Test 3

Western Gaming - Figure 8

751 800 011 Figure 8, Junior
751 800 012 Figure 8, Intermediate
751 800 013 Figure 8, Senior

Western Gaming - Key Race

751 800 031 Key Race, Junior
751 800 032 Key Race, Intermediate
751 800 033 Key Race, Senior

Western Gaming - Pole Bending

751 800 041 Pole Bending, Junior
751 800 042 Pole Bending, Intermediate
751 800 043 Pole Bending, Senior

Western Gaming - NSCA Flags

751 800 051 NSCA Flags, Junior
751 800 052 NSCA Flags, Intermediate
751 800 053 NSCA Flags, Senior

Western Gaming - Barrels

751 800 021 Barrels, Junior
751 800 022 Barrels, Intermediate
751 800 023 Barrels, Senior member

Two-Barrel Flag Race

751 800 061 Barrels, Junior
751 800 062 Barrels, Intermediate
751 800 063 Barrels, Senior

Beginning Jumping - County Only

751 200 161 Junior
751 200 162 Intermediate
751 200 163 Senior

Ranch Horse - County Only

751 000 561 Juniors
751 000 562 Intermediates
751 000 563 Seniors

Colt Training: Foal Born in 2015 - County Only

751 000 551 Shown by Junior
751 000 552 Shown by Intermediate
751 000 553 Shown by Senior

Horse Psychology - County Only

751 000 571 Junior

4-H EXHIBIT BUILDING

4-H Cloverbuds (County Only Classes)

4-H Cloverbud members (who have completed grades K-3) may exhibit several items that have been a part of the current club experience. Club entries are encouraged. Highlight the following class numbers on the entry forms. Each club may make one entry in each of the following classes: **No entries in this section will qualify for State Fair.**

Club Entries:

- 911 000 014 Things the club made (objects)
- 911 000 024 Things the club learned (poster or display)
- 911 000 034 Fun events (pictures of club activities, events)

Individual member entry:

- 911 000 010 4-H Cloverbud Scrapbook (Individual Project)

All entries will receive participation ribbons. No premiums will be awarded.

Communications

Educational Displays

Exhibitors may enter only **one exhibit per class**. These classes are open to all 4-H members and are especially appropriate for those projects which have no separate exhibit classes or for locally developed projects. (Note: Educational displays about any aspect of conservation or honeybees should be entered in these classes in the Natural Science exhibits. Educational displays about science should be entered in the Science Investigation Display classes with the science exhibits.)

The exhibit may be a poster or a three-dimensional display. Posters are limited in size to 30" by 24". Individual three-dimensional displays are limited in size to 48" wide (measured when lying flat), 24" deep (front to back), and 36" high. Club exhibits are limited in size to 60" wide, 24" deep and 36" high. The weight of any display cannot exceed 30 pounds. Sources must be listed on the front of the display.

Exhibits may include pictures, models, diagrams and actual articles if they qualify for the safety standards listed below. Drawings or photos which are an essential part of the display should be firmly attached to the board. Loose materials like soil, bark or sand must be displayed in closed containers. **No books or notebooks will be accepted as part of the display. The display may include flyers, business cards, information sheets, etc. for public distribution. Enough should be provided to last throughout the entire fair.**

The following materials will not be allowed on the display for safety reasons:

- Living organisms-plants or animals
- Any liquids
- Aerosol bottles or other pressurized gases
- Glass
- Hazardous substances
- Sharp items

Display (all parts) should be able to last the duration of the fair in good repair.

An *Educational Display Exhibit Explanation Card* (000-01) must be attached to each exhibit. Judging criteria are outlined on the *4-H Educational Display Evaluation Sheet* (40-463). Both are available from the county Extension office or state 4-H website at: <http://oregon.4h.oregonstate.edu/fair-book-communications>.

Club exhibits are to be entered under the club name but must include the names of all members and leaders. This may be on a separate paper securely attached to the back of the exhibit. Club exhibits will receive one ribbon per exhibit.

In addition to the exhibit tag, each piece of an exhibit must be labeled on the back or bottom with the member's name, county, and exhibit class number. All parts of the display should be attached to one another in some way to keep the exhibit together as a unit. Single posters may be displayed by hanging or stapling to the wall. All other displays should be free standing. All information contained in the exhibit must be able to be viewed by the public by looking at the display. Sources must be listed on the front of the display.

214 100 001 Junior Educational Display
214 100 002 Intermediate Educational Display
214 100 003 Senior Educational Display
214 100 004 Club Educational Display

Videography

Videography classes are open to all 4-H members in all project areas. Members and/or teams may enter **one exhibit per class**.

Suitable topics include project and non-project related subject matter. All portions of the video and sound must support the 4-H code of behavior. Audio or video parts not actually recorded by the member(s) must be from the public domain or not infringe on copyright. Public display of the video will be at the discretion of 4-H management. All audio or video parts not recorded by member must be given credit at the end of the movie. (Time for the credit roll does not count in the movie minutes).

Videos must be between 30 seconds and 10 minutes in length, not including the entry information at the beginning.

All exhibits must be accompanied by a Videography Exhibit Explanation Card (213-02). Judging criteria are outlined on the Videography Score Sheet (213-01). Both are available from the county Extension office or state 4-H website at: <http://oregon.4h.oregonstate.edu/fair-book-communications>.

To be eligible for judging, videos must be presented in a format viewable on any computer or uploaded to the website. Options and instructions are available from the county Extension office or the state 4-H website at: <http://oregon.4h.oregonstate.edu/communications-projects>.

Fill in blank in class number () with corresponding number for Junior, Intermediate, Senior, or Club/Team

- 1 Junior
- 2 Intermediate
- 3 Senior
- 4 Club/Team

213 100 00_ Promotional (advertisements, public service announcements, other promotional pieces)
213 200 00_ Documentary (oral history, travel log and other documentary pieces)
213 300 00_ Educational (would include "how to" or informational pieces)
213 400 00_ Performance (emphasize capturing a performance- not the quality of the performance itself)
213 500 00_ Animation

Expressive Arts

Art

Members may enter up to **three** classes in the Original Art division and up to **three** classes in the Non-original Art division, **no more than one entry per class number**. Art has two divisions based on whether the entry is entirely original or includes components that have been designed or created by others. In both divisions, the member will be expected to create their work by applying the elements and principles of design.

Artwork may not be framed with the exception of work done with chalks, charcoals, or pastels. If work done with chalks, charcoals or pastels is framed, light weight frames with plastic rather than glass should be used for protection during display. No glass is allowed.

Artwork is to be mounted for display, including jewelry. All jewelry exhibits must be mounted in some way to a board or fabric covered board for display. Matting, spray fixatives and/or over wrap with plastic are acceptable for protection of the artwork. If an item is meant to hang, a hanger that will support the weight of the item must be securely attached. Adhesive plastic hangers are encouraged to protect other artwork. They may be available through county Extension offices.

All items made from clay (except modeling clay) must be exhibited in the Ceramics and Pottery division.

All work done on an item that is wearable clothing or accessory must be exhibited in a Wearable Art category.

Exhibits should not contain parts that expose the public or volunteers to injury (i.e. sharp edges or points.) Exhibits are entered and displayed at the risk of the exhibitor; see General 4-H Information – Eligibility.

In addition to the exhibit tag, each piece of an exhibit must be labeled on the back or bottom with the member's name, county, and exhibit class number. Exhibits that have more than one piece need to be tied together or connected together in some way so the pieces can be considered as one exhibit.

To qualify for judging, a fully completed new 4-H Expressive Arts Exhibit Explanation card must be attached. Forms are available at the county Extension offices and at the State 4-H website: <http://oregon.4h.oregonstate.edu/fair-exhibit-and-contest-materials>. Judging criteria are outlined on the Art Project Evaluation Form found at, <http://oregon.4h.oregonstate.edu/fair-book-expressive-arts>

Public display of exhibits will be at the discretion of 4-H management.

Note: Fill in blank in class number (___) with corresponding number for Junior, Intermediate, or Senior.

- 1 Junior
- 2 Intermediate
- 3 Senior

Original Art

Member applies the elements and principles of design to create work that is entirely their own.

Drawing and Sketching

- 231 100 01_ Line drawing - original work using line technique with any drawing medium that can make a distinct line. Medium examples might include pencil, colored pencil, scratch art, pen & ink, felt tip
- 231 100 02_ Shaded drawing - original work using shading technique with any drawing medium. Medium examples might include charcoal, pencil and colored pencil
- 231 100 03_ Line and Shaded Combination drawing - original work using a combination of line and shading techniques

Painting

- 231 100 04_ Water Color, Tempera, or Other Water Media - original painting using a water media (identify media used)
- 231 100 05_ Acrylic painting - original work using acrylic paint media
- 231 100 06_ Oil Painting - original work using oil paint media
- 231 100 18_ Pastels – original work using pastel media

Print Making or Stenciling

- 231 100 07_ Print or Stencil - original work using print making or stenciling techniques with a design created by the member. (Use of purchased commercial stencils is not appropriate.)

Collage or Mosaic

- 231 100 08_ Collage or Mosaic - original work using collage or mosaic techniques with a design created by the member. Media might include paper, tile, wood, glass, seeds, etc.

Dyeing and Marbling

- 231 100 09_ Dyeing and Marbling - original work using marbling or dyeing techniques such as batik or dye painting.

Other Two Dimensional Work

- 231 100 10_ Other Two Dimensional Work - original two-dimensional work using techniques other than those listed for classes above. Examples might include cut paper or calligraphy.

Multiple Media—Two Dimensional

- 231 100 11_ Multiple Media - original two-dimensional work that incorporates two or more of the techniques and/or media described above.

Carving

- 231 100 12_ Carving - original three-dimensional work using subtractive techniques in wood, soap, etc. (remove word "clay" from description)

Casting, Modeling & Assembling

- 231 100 13_ Casting, Modeling, Assembling - original three-dimensional work using additive techniques. Examples might include metal welding, casting or paper maché. (remove words "pottery or clay work using pinch, coil, slab, or wheel throwing techniques" from description).

Other Three Dimensional Work

- 231 100 14_ Other Three Dimensional Work - original three dimensional work other than carving or casting, modeling and assembling. Examples might include origami and pop-up art structures.

Wearable and Functional Art

- 231 100 15_ Wearable Clothing - clothing item demonstrating original artwork. Techniques might include painting, dyeing, beading, etc.
- 231 100 16_ Wearable Accessory - accessory item demonstrating original artwork. Examples include jewelry, hat, purse, footwear, etc. Techniques might include painting, dyeing, sculpting, beading, enameling, etc.
- 231 100 17_ Functional Item - original work in any technique or media done to create functional but non-wearable items such as bowls, vases, cups, lamps, or other items. Typical media might include metal, wood, or paper.

Non-Original Art

Member applies the elements and principles of design to create work that may incorporate pieces that have been designed or created by others such as instructional patterns, pre-stamped or printed outlines, rubber stamps, commercial stencils, stickers, printed papers, etc. The explanation to the judge should explain how the member made the decisions about how to incorporate these pieces into the total design. The pre-designed component must not be the total design.

Painting (Does not include stenciling or etching)

- 231 100 51_ Painting on wood surface - decorative painting on a wooden surface using any paint medium and the aid of a pre-designed instructional pattern
- 231 100 52_ Painting on metal, glass, or other non-porous surface - decorative painting on a metal, glass, plastic, or other non-porous surface using any paint medium and the aid of a pre-designed instructional pattern. (remove words "glazed clay" from description)
- 231 100 53_ Painting on a porous surface - decorative painting on a porous surface using any paint medium and the aid of a pre-designed instructional pattern. Surfaces might include fabric, paper, fiber, plaster, or cement. (remove words "unglazed clay" from description)

Stenciling/Printing/Stamping

- 231 100 54_ Stenciling/Printing/Stamping - work created using stenciling, etching, printing, or stamping techniques with the aid of stencils, forms, stamps or designs that the member did not create themselves. If appropriate, the exhibit may be up to five smaller items that use the same technique based around a theme. (Example: up to 5 note cards using nature stamps)

Drawing/Shading Techniques

- 231 100 55_ Drawing/Shading Techniques - work created using drawing/shading/texturing and/or three dimensional shading techniques with the aid of partial photographs or line drawings that the member did not create themselves. Examples include soft metal embossing, wood burning, scratch art, or drawing to complete or enhance a partial photo of a subject.

Collage, Decoupage, Assemblage, Scrapbooking

- 231 100 56_ Collage / Decoupage - two dimensional work created using the aid of pre-designed components such as photographs or printed motifs on paper or fabric. (No scrapbook or memory book pages.)
- 231 100 57_ Assemblage - three dimensional work created using assemblage techniques and components or materials that are pre-formed or designed by someone other than the member themselves. Work should be assembled in a manner that maintains the form as a permanent structure. (No Lego creations or kits)
- 231 100 58_ Scrapbooking - up to two single sided scrapbook or memory book pages based on a single theme. Pages are encouraged to be protected by plastic sleeves. Exhibits with two pages should have the pages securely attached to each other.

Wearable Art

- 231 100 60_ Wearable clothing - clothing item demonstrating artwork done with the aid of pre-designed components. Techniques might include painting, dyeing, beading, etc.
- 231 100 61_ Wearable accessory - accessory item demonstrating artwork done with the aid of some pre-designed components. Examples include jewelry, hats, purses, footwear, etc. Techniques might include painting, dyeing, sculpting, beading, enameling, etc.

Expressive Art- County Only Classes

No entries in this section will qualify for State Fair. * Hobby Collection and Puppetry have been removed.
Note: Fill in blank in class number (___) with corresponding number for Junior, Intermediate, or Senior.

- 1 Junior
- 2 Intermediate
- 3 Senior

- 250 100 01_ Introduction to Art, members may exhibit up to three entries showing what has been done and learned during the project year. Complete the entry number with the proper age grouping.
- 250 100 02_ Handicrafts, members may exhibit up to three entries showing what has been learned this year. Any craft not included in Expressive Arts categories may be entered, this includes dough art, decoupage, candlemaking, mobiles, etc.

Creative Writing (County Only)- Use the above numbers to specify Junior, Intermediate, or Senior. All writing compositions must be final, original works. Stories should not be over two (2) typed pages, double-spaced, with a minimum font size of 12 pt. All writings should be in a folder. Creative Writing is judged only on the content of the story, poem, or piece and not on the folder. Spelling and grammar will be judged. All writings should be neat and readable. Limit one entry per category and two entries total per exhibitor.

- 221 100 01_ Short Story (fiction or non-fiction)
 221 100 11_ Poem or Song
 221 100 21_ News Feature
 221 100 31_ Other

Cake Decorating

Members may enter up to **two** classes (no more than one entry per class number). **In addition to the exhibit tag, each piece of an exhibit must be labeled on the back or bottom with the member's name, county, and exhibit class number.** Public display of exhibits will be at the discretion of 4-H management.

Cake decorating is limited to all icing work. All items on cake must be made from frosting, not fondant, candies or any other shaped 3-dimensional items. Exhibits must be displayed on a disposable plate or board.

To qualify for judging, a fully completed 4-H Expressive Arts Exhibit Explanation (new for 2014) card or a 4-H Educational Display Explanation card (for poster classes) must be attached. Forms are available in county Extension offices and at the state 4-H website: <http://oregon.4h.oregonstate.edu/fair-book-expressive-arts>. Judging criteria are outlined on the 4-H Cake Decorating Project Evaluation Form found at, <http://oregon.4h.oregonstate.edu/fair-book-expressive-arts>

Member applies the elements and principles of design to create work that is entirely their own.

Note for State Fair: Exhibits must be packaged in a box, by the exhibitor, for easy transport. Cake boxes or other cardboard boxes utilized should be close in size to the exhibit and be packed for stacking and handling. Exhibits not prepared for transport may be left behind at county staff discretion.

Phase 1, demonstrate use of 3 tips

- 236 101 010 Decorated Flat Cookie - a decorated 4"-6" cookie, any shape
- 236 101 020 Decorated Flat Cake Design - decorate an 8" x 12" design on a 9½" x 13½" flat board wrapped in wax paper. Decorate this space as if it was the top of a cake. The design should include proper use of 3 different tips: writing tip, leaf tip, star tip, or drop flower tip.
- 236 101 030 Educational poster - showing or explaining something you have made, learned or did in your cake decorating project. Posters must not exceed 24" x 30".

Phase 2, demonstrate use of 4 tips

- 236 102 010 Decorated Cupcake - a decorated cupcake
- 236 102 020 Decorated Flat Cake Design - decorate an 8" x 12" design on a 9½" x 13½" flat board wrapped in wax paper. Decorate this space as if it was the top of a cake. The design should include proper use of 4 different tips: writing tip, leaf tip, star tip, and petal tip.
- 236 102 030 Educational poster - showing or explaining something you have made, learned or did in your cake decorating project. Posters must not exceed 24" x 30".

Phase 3, demonstrate use of multiple tips

- 236 103 010 Decorated 8" Layer Cake - a decorated 8" round Styrofoam cake form

- 236 103 020 Decorated Flat Cake Design - decorate an 8"x12" design on a 9½"x13½" flat board wrapped in wax paper. Decorate this space as if it was the top of a cake. The design should include a minimum of 5 flowers, a border, and proper use of writing tip, leaf tip, star tip, petal tip, and other variety tips.
- 236 103 030 Educational poster - showing or explaining something you have made, learned or did in your cake decorating project. Posters must not exceed 24" x 30".

Cast Ceramics and Pottery

Members may enter up to **three** classes (no more than one entry per class number). **In addition to the exhibit tag, each piece of an exhibit must be labeled on the back or bottom with the member's name, county, and exhibit class number. All parts of the display should be attached to one another in some way to keep the exhibit together as a unit.** To qualify for judging, a fully completed 4-H Expressive Arts Exhibit Explanation card (new 2014) must be attached. Forms are available in county Extension offices and on the state 4-H website at: <http://oregon.4h.oregonstate.edu/fair-book-expressive-arts>.

The Cast Ceramics project is for slip cast items only.

The Pottery project is for hand formed and thrown items only. No green ware or pre-cast molds will be accepted or judged.

Note: Fill in blank in class number (___) with corresponding number for Junior, Intermediate, or Senior.

- 1 Junior
- 2 Intermediate
- 3 Senior

- 235 100 11 _ Slip cast item made from earthenware, stoneware, or porcelain clays and using a glaze or specialty glaze
- 235 100 12 _ Slip cast item made from earthenware, stoneware, or porcelain clays and using an underglaze or glaze/underglaze combination
- 235 100 13 _ Slip cast item made from earthenware, stoneware, or porcelain clays and using an overglaze (including metallic luster & decals)
- 235 100 14 _ Slip cast item made from earthenware, stoneware, or porcelain clays and using unfired finishes, stained
- 235 100 15 _ Slip cast item made from earthenware, stoneware, or porcelain clays and using unfired finishes, chalked
- 235 100 16 _ Slip cast item made from earthenware, stoneware, or porcelain clays and using one-of-a-kind finishes and designs not included in the above classes
- 235 100 21_ Pottery or clay work, using a slab technique
- 235 100 22_ Pottery or clay work, using a pinch technique
- 235 100 23_ Pottery or clay work, using a coil technique
- 235 100 24_ Pottery or clay work, using a wheel throwing technique
- 235 100 25_ Pottery or clay work, using a combination of two or more of the above techniques
- 235 100 26_ Pottery or clay work, using a low fire glaze
- 235 100 27_ Pottery or clay work, using a high fire glaze

Fiber Arts

Note: Exhibits are classified by technique rather than article. Articles using more than one technique should be exhibited in the class for the technique that is most prominent or that the member desires to be emphasized in the judging.

Members may enter up to **three** classes. **Only one article may be exhibited in a class number. In addition to the exhibit tag, each piece of an exhibit must be labeled on the back or bottom with the member's name, county, and exhibit class number. All parts of the display should be attached to one another in some way to keep the exhibit together as a unit.** Each article should be finished completely, front and back, for final use. Framed and other presentations meant to be hung must have a securely attached appropriate

means by which to hang them. No glass is allowed. If article is designed as a pair/set, bring both items fastened together, i.e. set of potholders, pillowcases, etc. Smaller items, such as bracelets, should be mounted for display.

Knitting and crocheting must be entered in knitting and crocheting classes except for projects from handspun yarn or items which have been fulled/felted.

To qualify for judging, a fully completed 4-H Fiber Arts Exhibit Explanation card must be attached. Please note that this explanation card was revised in 2011 so be sure you are using the updated Explanation card. Forms are available in county Extension offices and on the state 4-H website: <http://oregon.4h.oregonstate.edu/fair-exhibit-and-contest-materials>. Judging criteria are outlined on a 2011 revised Fiber Arts Exhibit Score Card found at, <http://oregon.4h.oregonstate.edu/fair-book-expressive-arts>

Note: Fill in blank in class number (___) with corresponding number for Junior, Intermediate, or Senior.

1 Junior

2 Intermediate

3 Senior

- 261 100 10_ Weaving, Projects created by weaving warp and weft fibers. May include off loom or loom methods.
- 261 100 15_ Basketry, Projects using basket techniques, such as coiling, twining, weaving, and/or plaiting.
- 261 100 20_ Spinning, Handspun yarn (minimum of 1 ounce skein of yarn) or projects created from the exhibitor's handspun yarn. Include sample of yarn (12 inches) with project created.
- 261 100 30_ Felting, Projects made using the exhibitor's homemade felt which is made by hand and/or washing machine methods. Needle felting techniques are included. Projects which have been knit, crocheted, or woven before fulling may be judged separately at the discretion of the judge.
- 261 100 31_ Felted Embellishment, any item embellished using felting techniques. Base item may be purchased or made by member.
- 261 100 40_ Macrame & Knotting, Projects made using single and/or multiple knot techniques.
- 261 100 45_ Braiding, Projects made using braiding techniques. Includes multiple strand braiding, bobbin lace, Japanese braiding and wheat weaving.
- 261 100 50_ Hooking, Projects made using hooking techniques. Includes latch hooking, hand hooking, punch hook or needle and locker hooking.
- 261 100 60_ Embroidery, Projects using crewel, machine sewn, drawn thread, pulled thread, punch needle, smocking, and other stitchery methods. Must not be cross-stitched or needlepoint.
- 261 100 61_ Needlepoint, Projects using needlepoint techniques.
- 261 100 62_ Cross-Stitch, Projects using cross-stitch techniques.
- 261 100 70_ Appliquéd Quilts, Quilts of any size made using hand or machine appliqué techniques. Attachment method must involve manipulation of fiber. (Adhesives and paint are not included.) If quilted by someone other than the member, explain on the Fiber Arts Exhibit Explanation Card.
- 261 100 72_ Appliqué on other items, Items other than quilts made using hand or machine appliqué techniques. Might include clothing, wall hangings, pillows, linens, etc. Attachment method must involve manipulation of fiber. (Adhesives and paint are not included.) Base item may be purchased or made by member.
- 261 100 75_ Patchwork Quilts, using kits Quilts of any size made using piecing techniques such as English, traditional American, Seminole, etc. A kit is a complete "quilt in a bag" where all of the fabrics, the pattern, instructions for embellishment, et. al. are all included. The fabric selection and cutting has all been pre-determined by someone other than the member. If the completed item is quilted by someone other than the member, please note this on the Fiber Arts Exhibit Explanation Card.
- 261 100 76_ Patchwork Quilts, no kits, Quilts of any size made using piecing techniques such as English, traditional American, Seminole, etc. Members may choose to follow a pattern, such as Log Cabin, but the fabric selection, fabric layout, and all cutting is done by the member. If the completed item is quilted by someone other than the member, please note this on the Fiber Arts Exhibit Explanation Card.
- 261 100 77_ Patchwork on other items, Items other than quilts made using piecing techniques such as English, traditional American, Seminole, etc. Might include clothing, wall hangings, pillows, linens, etc.
- 261 100 80_ Quilting, hand stitched, Multi layered projects made using hand quilting stitches. Items should have top layer, filling or batting, and bottom layer held together by the hand stitching. All work done by the member.

- 261 100 81_ Quilting, machine stitched, Multi layered projects made using machine quilting stitches. Items should have a top layer, filling or batting, and bottom layer held together by machine stitching. All work done by the member.
- 261 100 82_ Quilting, tied, Multi layered projects made using tying to hold the layer together. Items should have a top layer, filling or batting, and bottom layer held together by the tie stitches.
- 261 100 90_ Papermaking, Projects resulting from actual papermaking.

Leathercraft

Members may enter up to **three** classes, but **only one exhibit per class. In addition to the exhibit tag, each piece of an exhibit must be labeled on the back or bottom with the member's name, county, and exhibit class number. All parts of the display should be attached to one another in some way to keep the exhibit together as a unit.** Each exhibit will consist of one article (a pair of gloves, slippers, etc., is considered one article). If a project qualifies for more than one class, the member should decide which part of their work they would like to emphasize by selecting the appropriate class. Overall appearance of the entire article will be considered during judging.

To qualify for judging, a **fully** completed 4-H Expressive Arts Exhibit Explanation card (New in 2014) must be attached. Forms are available at the county Extension offices and on the state 4-H website at: <http://oregon.4h.oregonstate.edu/fair-book-expressive-arts>.

Note: Fill in blank in class number (__) with corresponding number for Junior, Intermediate, or Senior.

- 1 Junior
- 2 Intermediate
- 3 Senior

- 251 100 01_ Stamping techniques: Demonstrates the use of alphabet stamps, number stamps, and 2-D and 3-D image stamps of any size. Use of the swivel knife and other tools may be incorporated into overall design.
- 251 100 02_ Floral Carving: Demonstrates use of basic tools and carving techniques on designs primarily using elements such as flowers, leaves, seeds, nuts, or scrolls. Basic tools can include, but are not limited to, swivel knife, beveler, veiner, pear shader, camouflage, backgrounder, and seeder. Carving techniques should show proper use of the selected tools to create the overall design. Use of color is allowed.
- 251 100 03_ Geometric and basketweaves: Demonstrates use of geometric or basketweave tools to create appropriate design. Design may include use of the swivel knife and other tools.
- 251 100 04_ Figure carving, Pictorial carving, or Embossing Techniques: Demonstrates Figure carving, Pictorial carving, or Embossing techniques. The application of color is appropriate but not required.
- 251 100 05_ Use of Color: Demonstrates at least one of the following techniques: solid color, antique stain, block dyeing, background dyeing, resist dyeing, air brushing, or use of multiple colors.
- 251 100 06_ Lacing techniques: Demonstrates assembly of project using appropriate lacing techniques
- 251 100 07_ Stitching: Demonstrates assembly of project using appropriate hand or machine stitching techniques. If appropriate, edges of project must be rounded with an edging tool and burnished or slicked. Edge dye may be applied but is not required.
- 251 100 08_ Edging: Demonstrates appropriate rounding of edges and burnishing or slicking techniques. Edge dye may be applied but is not required.
- 251 100 09_ Hardware Application: Demonstrates appropriate application of hardware such as snaps, rivets, buckles, D-rings, clasps, 3 ring binders, key mounts, bar clamps, spots, conchos, etc.
- 251 100 10_ Advanced techniques: Includes filigree, designing own tooling pattern, designing and cutting of interior pieces or lining, cutting project from hide or leather, rolled edges, folding, skiving, molding, lining application, and zipper installation. The advanced technique should be a major or important element of the overall project.
- 251 100 11_ Major Article: Should show the ability to handle an advanced project that includes skills from at least 3 of the other classes.
- 251 100 12_ Other creative techniques: project demonstrates creative techniques such as Pyrography (burning), braiding, knot work, sculpting and molding, or appliqué.

Photography

The following classes are for still photography. Video projects should be entered under Communications.

Members may enter in up to **two** classes (no more than one entry per class) and be part of a club entry. **In addition to the exhibit tag, each piece of an exhibit must be labeled on the back or bottom with the member's name, county, and exhibit class number. All parts of the display should be attached to one another in some way to keep the exhibit together as a unit.** All photos must have been originally taken by the member. Public display of exhibits will be at the discretion of 4-H management. Exhibits are entered and displayed at the risk of the exhibitor; see General 4-H Information – Eligibility.

To qualify for judging, a **fully** completed *4-H Photography Exhibit Explanation Card* (241-01) must be attached. Judging criteria are outlined on the *Photography Exhibit Score Sheet* (241-02). Forms are available at the county Extension offices and on the state 4-H website, <http://oregon.4h.oregonstate.edu/fair-book-expressive-arts>.

Photography classes are divided by subject matter or technique. If a photo includes more than one type of subject (i.e. people and animals), the member should decide which category is the most appropriate. Digital and film photos will be included in the same class except as restricted by the class description. Color and black & white images will be included in the same class according to subject or technique.

All single images must have one side, the shorter side, no less than 5 inches. The final exhibit size including either mount or mat must be no less than 8" x 10" and may not exceed 16" x 20". Any commercially available pre-cut mats that accommodate these size ranges are acceptable. Mats cut by the member must meet the size specifications.

Photos must be either mounted or matted with a rigid backing. Anything firm or stiff to protect the photos on the backside, *which does not show*, such as foam core or rigid cardboard, is required. Photos cannot come in only matted, the photos must have a backing for protection. The surface *which shows* from behind mounted only photos or around matted photos must be mat board. **Poster board is not acceptable for mounting or matting.**

Exceptions to photo size limits include:

241 100 10_ Panoramic - photos must be *at least* twice as long in one direction as they are in the other direction. Matted or mounted exhibit must not exceed 16" x 20."

241 100 11_ Series or Story - may include photos of any size mounted on a single board, must not exceed 16" x 20."

241 100 12_ Creative Process - original image may be 4" x 6", final image (no less than 5 inches on the shorter side of photo). Final exhibit, showing both photos mounted on the front, must not exceed 16" x 20."

241 100 16_ Creative uses - size determined by the use.

Captions must not be used except in:

241 100 11_ Series or Story

241 100 16_ Creative Uses

241 100 17_ Scavenger Hunt

No additions or embellishments to mats or mounts.

No plastic covered pictures.

No frames are allowed in any class.

No date imprints are allowed in photos.

Exhibits must be ready for hanging. Adhesive plastic hangers are recommended and will be available at fair check-in. Attach plastic hangers with about ½ inch exposed over the top center of the exhibit. For larger exhibits, use two hangers on right and left corners of the exhibit with the ½ inch exposed. If the weight of the exhibit requires more support, use additional secure hangers but be sure they are taped or covered in a manner to protect other exhibits from damage if exhibits are stacked.

Exhibitor's name, county, and the class number should be printed on the back of the exhibit. The club Scavenger Hunt exhibit must be entered under the **club name** and have the names of all club members participating listed on the back.

Note: Fill in blank in class number (___) with corresponding number for Junior, Intermediate, or Senior.

- 1 Junior
- 2 Intermediate
- 3 Senior

- 241 100 01_ Landscape - single image featuring an expanse of scenery (layout and features of land or water); could include sunsets, seascapes, day or night scenes
 - 241 100 02_ People - single image featuring a person or people in formal or informal settings
 - 241 100 03_ Animals - single image featuring one or more animals (remove word "Nature")
 - 241 100 04_ Plants - single image featuring plants, flowers, leaves, trees, etc (remove word "Nature")
 - 241 100 05_ Architectural single image featuring man-made structures such as buildings, bridges, etc. No sculptures or garden art.
 - 241 100 06_ Other Interesting subject - single image featuring subjects of interest that do not fit in the above classes
 - 241 100 07_ Texture - single image featuring the texture(s) of an object or subject, with emphasis on use of light, angle, and composition
 - 241 100 08_ Still Life - single image featuring an arrangement of objects (incapable of movement on their own), which are arranged by the photographer, with emphasis on the use of lighting and composition
 - 241 100 09_ Action / Movement - single image capturing a subject that is in motion
 - 241 100 10_ Panoramic - single image of any subject, produced in panoramic format either in the camera or by cropping, where the panoramic ratio adds to the effect of the image
 - 241 100 11_ Series or Story - multiple print images (maximum 20) of any size or shape that depict a series (several images on one topic) or tell a story (showing several steps of an event or activity) mounted on one story board not to exceed 16" x 20". Captions are optional. Photo album pages or memory book pages are not allowed.
 - 241 100 12_ Creative process - single image that has been changed or altered through either film or digital processing or printing techniques; Includes computer enhancement beyond basic corrections of cropping, color and brightness correction, and red eye removal. Both the original image and the final image must show on the front of the exhibit. Must include an explanation of the creative techniques used
 - 241 100 13_ Special effects - single image showing a special effect achieved with the camera during the capture of the image. I.e.: camera angle, light, subject placement, filters, focus alterations, etc. Must include an explanation of the special effect techniques used.
 - 241 100 14_ Darkroom Skills - single image produced by the member using a darkroom and developing or printing techniques (not computer manipulation). Must include an explanation of techniques used.
 - 241 100 16_ Creative uses - one item showing the use or display of images in a creative manner. Images and the item must be the work of the member. Possibilities include: transfer to fabric, statuettes, 3-D display, note cards, page from photo album or memory book, etc
 - 241 100 17_ Scavenger Hunt - select and mount the required number of images (any size photo; one image per subject or technique; must not exceed 16" x 20" mount). Images should demonstrate the chosen subjects or techniques from the list below. Label each image with the represented subject or technique. Select from these possibilities:
Subjects: water color light shadow texture
seasons shapes night emotion motion
Techniques: depth of field forced perspective light sources
 - 241 100 18_ Selfie (or Self Portrait) – single image of the photographer made by the photographer. May include others in the photo. Photo should "memorialize" a time and or place for the photographer and an explanation **MUST** be included on the entry card.
- 1 Junior - select 4 different subjects or techniques
 - 2 Intermediate - select 6 different subjects or techniques
 - 3 Senior - select 8 different subjects or techniques
 - 4 Club (two or more members) - select 8 or more different subjects or techniques

Family and Consumer Science

Clothing and Sewing

Members may enter **three** construction classes and **any** of the creativity and service classes for the project level in which they are enrolled. **In addition to the exhibit tag, each piece of an exhibit must be labeled on the back or bottom with the member's name, county, and exhibit class number. All parts of the display should be attached to one another in some way to keep the exhibit together as a unit.** All exhibits must be in the same level. Members and clubs are also encouraged to enter Educational Displays. **Members may not enter the same garment or accessory in an exhibit class and in the fashion revue at State Fair.** All items should be clean and in good repair.

Judging criteria are outlined in 4-H Sewing/Clothing Construction Score Sheet found at:

<http://oregon.4h.oregonstate.edu/contest-materials-family-and-consumer-science> and 4-H

Sewing/Clothing Creative Expression Score Sheet found at: <http://oregon.4h.oregonstate.edu/contest-materials-family-and-consumer-science>.

Judging standards are listed in Measuring Up: Quality Standards for Sewn Items/Projects (PNW-197). Skills appropriate for each project level are listed in Sewing Skills Checklist, CO677. **Each entry will be evaluated on ALL features, not just the skills listed in the respective enrollment levels.** For skill levels 1-6 the use of fabrics or skills that are beyond the recommendations for this level are expected to be done well according to the standards, but will neither be given extra credit consideration for increased difficulty nor disqualified during judging. It is in the best interest of the member to stay within the suggested guidelines.

A 4-H Sewing/Clothing Exhibit Explanation Card, available from Extension office or at:

<http://oregon.4h.oregonstate.edu/contest-materials-family-and-consumer-science> must be **securely** attached to each entry. The card requests information about the exhibit which is needed by the judge for evaluation.

Hangers and/or garment bags are removed from exhibits prior to judging and might not be returned.

In addition to the 4-H Sewing/Clothing Exhibit Card, each garment or article in the construction classes must be labeled with the member's name, county, and project level. This label should be typed or printed in indelible pencil or ink on a piece of white fabric and sewn or fused onto the bottom inside of each piece.

Basic skills Level 1

- 320 101 110 Garment or item showing cutting skills with or without minimal stitching; made from fleece or other fabrics suitable for this level
- 320 101 120 Garment with casing but no crotch seam made from stable, medium weight, firmly woven fabric (cotton, cotton/polyester blend, wool, wool blend)
- 320 101 130 Garment with casing and crotch seam made from stable, medium weight, firmly woven fabric (cotton, cotton/polyester blend, wool, wool blend)
- 320 101 140 Garment with skills other than casing made from stable, medium weight, firmly woven fabric (cotton, cotton/polyester blend, wool, wool blend)
- 320 101 150 Garment from polar fleece or comparable fabric with minimal stretch (4 inches of fabric stretches to 4 ¾ inches or less)
- 320 101 160 Non-garment item sewn by hand from felt, firmly woven fabrics (cotton, cotton/polyester blend, wool, wool blend) or polar fleece (minimal stretch – 4 inches of fabric stretches only to 4 ¾ inches or less)
- 320 101 170 Personal accessory from firmly woven fabrics (cotton, cotton/polyester blend, wool, wool blend) or polar fleece (minimal stretch – 4 inches of fabric stretches only to 4 ¾ inches or less)
- 320 101 180 Item for the home from firmly woven fabrics (cotton, cotton/polyester blend, wool, wool blend) or polar fleece (minimal stretch – 4 inches of fabric stretches only to 4 ¾ inches or less)
- 320 101 190 Toy or Non-garment item for use in sports, picnics, camping, or with animals from firmly woven fabrics (cotton, cotton/polyester blend, wool, wool blend) or polar fleece (minimal stretch – 4 inches of fabric stretches only to 4 ¾ inches or less)
- 320 301 100 Creativity - Item or garment which has been enhanced through creative embellishment, fabric manipulation, or fabric creation; recycled items are included and may retain some seams/design

of the original item as appropriate; exhibit must have been made by exhibitor and use fabrics and skills appropriate to skill level 1

320 401 100 Hands for Larger Service – items or garments to be donated to someone in need; use fabrics and skills appropriate to skill level 1

Basic skills Level 2

- 320 101 210 Garment with casing made from stable medium weight firmly woven fabric (cotton, cotton/polyester blend, wool, wool blend)
- 320 101 220 Garment with skills other than casing made from stable medium weight firmly woven fabric (cotton, cotton/polyester blend, wool, wool blend)
- 320 101 230 Garment from non-bulky knit fabric with minimal stretch (4 inches of fabric stretches to 4 ¾ inches or less)
- 320 101 240 Garment from polar fleece or comparable fabric with minimal stretch (4 inches of fabric stretches only to 4 ¾ inches or less)
- 320 101 250 Outfit (2 or more pieces) Each piece of the outfit may use one or more of the following fabrics: stable, medium weight, firmly woven fabrics and/or non-bulky knit fabrics with minimal stretch, and/or polar fleece with minimal stretch
- 320 101 260 Personal accessory from firmly woven fabrics (cotton, cotton/polyester blend, wool, wool blend), non-bulky knit fabric with minimal stretch (4 inches of fabric stretches only to 4 ¾ inches or less) or polar fleece (minimal stretch – 4 inches of fabric stretches only to 4 ¾ inches or less)
- 320 101 270 Item for the home from firmly woven fabrics (cotton, cotton/polyester blend, wool, wool blend) non-bulky knit fabric with minimal stretch (4 inches of fabric stretches only to 4 ¾ inches or less) or polar fleece (minimal stretch – 4 inches of fabric stretches only to 4 ¾ inches or less)
- 320 101 280 Non-garment item for use in sports, picnics, camping, or with animals from firmly woven fabrics (cotton, cotton/polyester blend, wool, wool blend), non-bulky knit fabric with minimal stretch (4 inches of fabric stretches only to 4 ¾ inches or less), or polar fleece (minimal stretch – 4 inches of fabric stretches only to 4 ¾ inches or less)
- 320 101 290 Doll, toy, or garment/accessories for either from firmly woven fabrics (cotton, cotton blend, wool, wool blend), non-bulky knit fabric with minimal stretch (4 inches of fabric stretches only to 4 ¾ inches or less), or polar fleece (minimal stretch – 4 inches of fabric stretches only to 4 ¾ inches or less)
- 320 301 200 Creativity - Item or garment which has been enhanced through creative embellishment, fabric manipulation, or fabric creation; recycled items are included and may retain some seams/design of the original item as appropriate; exhibit must have been made by exhibitor and use fabrics and skills appropriate to skill level 2
- 320 401 200 Hands for Larger Service – items or garments to be donated to someone in need; use fabrics and skills appropriate to skill level 2

Basic Skills Level 3

- 320 101 310 Garment made from medium weight woven fabric which may have up to moderate stretch (4 inches of fabric stretches to no more than 5 3/8 inches); show at least 2 new skills for this level
- 320 101 320 Garment made from knit fabric which may have up to moderate stretch (4 inches of fabric no more than 5 3/8 inches); show at least 2 new skills for this level
- 320 101 330 Garment from polar fleece or comparable fabric which may have up to moderate stretch (4 inches of fabric stretches to no more than 5 3/8 inches); show at least 2 new skills for this level
- 320 101 340 Outfit (2 or more pieces) Each piece of the outfit may use one or more of the following fabrics: medium weight woven fabrics and/or knit fabrics, and/or polar fleece; all fabrics may have up to moderate stretch (4 inches of fabric stretches to no more than 5 3/8 inches)
- 320 101 350 Personal accessory from medium weight woven fabrics, knit fabrics, and/or polar fleece; ay have up to moderate stretch (4 inches of fabric stretches to no more than 5 3/8 inches)
- 320 101 360 Item for the home from medium weight woven fabrics, knit fabrics, and/or polar fleece; all fabrics may have up to moderate stretch (4 inches of fabric stretches to no more than 5 3/8 inches)
- 320 101 370 Non-garment item for use in sports, picnics, camping, or with animals from medium weight woven fabrics, knit fabrics, and/or polar fleece; all fabrics may have up to moderate stretch (4 inches of fabric stretches to no more than 5 3/8 inches)
- 320 101 380 Doll, toy, or garment/accessories for either from medium weight woven fabrics, knit fabrics, and/or polar fleece; all fabrics may have up to moderate stretch (4 inches of fabric stretches to no more than 5 3/8 inches)

- 320 301 300 Creativity - Item or garment which has been enhanced through creative embellishment, fabric manipulation, or fabric creation; recycled items are included and may retain some seams/design of the original item as appropriate; exhibit must have been made by exhibitor and use fabrics and skills appropriate to skill level 3
- 320 401 300 Hands for Larger Service – items or garments to be donated to someone in need; use fabrics and skills appropriate to skill level 3

Expanding skills level 4

- 320 101 410 Garment made from medium weight woven fabric, with or without nap, which may have up to moderate stretch (4 inches of fabric stretches to no more than 5 3/8 inches); show at least 2 new skills for this level
- 320 101 420 Garment made from knit fabric which may have up to moderate stretch (4 inches of fabric stretches to no more than 5 3/8 inches); show at least 2 new skills for this level
- 320 101 430 Garment from polar fleece or comparable fabric which may have up to moderate stretch (4 inches of fabric stretches to no more than 5 3/8 inches); show at least 2 new skills for this level
- 320 101 440 Outfit (2 or more pieces) Each piece of the outfit may use one or more of the following fabrics: medium weight woven fabrics, with or without nap and/or knit fabrics, and/or polar fleece; all fabrics may have up to moderate stretch (4 inches of fabric stretches to no more than 5 3/8 inches) Show at least 2 new skills for this level
- 320 101 450 Personal accessory or Item for the home from medium weight woven fabrics with or without nap, knit fabrics, and/or polar fleece; all fabrics may have up to moderate stretch (4 inches of fabric stretches to no more than 5 3/8 inches) Show at least 2 new skills for this level
- 320 101 460 Non-garment item for use in sports, picnics, camping, or with animals from medium weight woven fabrics with or without nap, knit fabrics, and/or polar fleece; all fabrics may have up to moderate stretch (4 inches of fabric stretches to no more than 5 3/8 inches) Show at least 2 new skills for this level
- 320 301 400 Creativity - Item or garment which has been enhanced through creative embellishment, fabric manipulation, or fabric creation; recycled items are included and may retain some seams/design of the original item as appropriate; exhibit must have been made by exhibitor and use fabrics and skills appropriate to skill level 4
- 320 401 400 Hands for Larger Service – items or garments to be donated to someone in need; use fabrics and skills appropriate to skill level 4

Expanding skills level 5

- 320 101 510 Garment made from medium weight &/or bulky &/or stretchy woven fabric; show at least 3 new skills for this level
- 320 101 520 Garment made from knit fabric which may be bulky or have any amount of stretch; show at least 3 new skills for this level
- 320 101 530 Garment from polar fleece or comparable fabric which may have any amount of stretch; show at least 3 new skills for this level
- 320 101 540 Outfit (2 or more pieces) Each piece of the outfit may use one or more of the following fabrics: woven fabrics and/or knit fabrics, and/or polar fleece; all fabrics may have bulk &/or any amount of stretch. Show at least 3 new skills for this level
- 320 101 550 Personal accessory or item for the home from woven fabrics and/or knit fabrics, and/or polar fleece; all fabrics may have bulk &/or any amount of stretch. Show at least 3 new skills for this level
- 320 101 560 Non-garment item for use in sports, picnics, camping, or with animals made from woven fabrics and/or knit fabrics, and/or polar fleece; all fabrics may have bulk &/or any amount of stretch. Show at least 3 new skills for this level
- 320 301 500 Creativity - Item or garment which has been enhanced through creative embellishment, fabric manipulation, or fabric creation; recycled items are included and may retain some seams/design of the original item as appropriate; exhibit must have been made by exhibitor and use fabrics and skills appropriate to skill level 5
- 320 401 500 Hands for Larger Service – items or garments to be donated to someone in need; use fabrics and skills appropriate to skill level 5

Expanding skills level 6

- 320 101 610 Garment made from medium weight &/or bulky &/or stretchy woven fabric; show at least 3 new skills for this level

- 320 101 620 Garment made from fine or light weight woven fabric; show at least 3 new skills for this level
- 320 101 630 Garment made from woven fabrics which require more care in handling or pattern selection (satin, dupion, crepe de chine, taffeta, velour, tulle, and net); show at least 3 new skills for this level
- 320 101 640 Garment made from knit fabric which may be bulky or have any amount of stretch; show at least 3 new skills for this level
- 320 101 650 Garment from polar fleece or comparable fabric which may have any amount of stretch; show at least 3 new skills for this level
- 320 101 660 Outfit (2 or more pieces) Each piece of the outfit may use one or more of the following fabrics: woven fabrics and/or knit fabrics, and/or polar fleece; all fabrics may have bulk &/or any amount of stretch. Show at least 3 new skills for this level
- 320 101 670 Personal accessory or item for the home from woven fabrics and/or knit fabrics, and/or polar fleece; all fabrics may have bulk &/or any amount of stretch. Show at least 3 new skills for this level
- 320 101 680 Non-garment item for use in sports, picnics, camping, or with animals; woven fabrics and/or knit fabrics, and/or polar fleece; all fabrics may have bulk &/or any amount of stretch. Show at least 3 new skills for this level
- 320 301 600 Creativity - Item or garment which has been enhanced through creative embellishment, fabric manipulation, or fabric creation; recycled items are included and may retain some seams/design of the original item as appropriate; exhibit must have been made by exhibitor and use fabrics and skills appropriate to skill level 6
- 320 401 600 Hands for Larger Service – items or garments to be donated to someone in need; use fabrics and skills appropriate to skill level 6

Advanced skills levels 7/8/9 (all three levels exhibit together in class determined by description)

- 320 101 710 Garment or outfit made from medium or heavy weight woven fabric (no tailoring techniques)
- 320 101 720 Garment or outfit made from woven fabric using traditional tailoring methods, interfacing fusible and non-fusible methods to create a tailored look
- 320 101 730 Garment or outfit made from fine or light weight woven fabric
- 320 101 740 Garment or outfit made from woven fabrics which require more care in handling or pattern selection (satin, dupion, crepe de chine, taffeta, velour, tulle, net, beaded or sequined fabrics, velvet, hand woven, double cloth, lamé, leather, lace, etc.
- 320 101 750 Garment or outfit made from knit fabric which may be bulky or have any amount of stretch
- 320 101 760 Garment or outfit made from polar fleece or comparable fabric which may have any amount of stretch
- 320 101 770 Garment or outfit made from fabric specifically designed for outerwear such as ripstop nylon, coated or uncoated outdoor fabrics
- 320 101 780 Garment or Outfit combining two or more of the above fabrics
- 320 101 790 Personal accessory, item for the home or for use in sports, picnics, camping, or with animals made from any fabric; all fabrics may have bulk &/or any amount of stretch
- 320 301 700 Creativity - Item or garment which has been enhanced through creative embellishment, fabric manipulation, or fabric creation; recycled items are included and may retain some seams/design of the original item as appropriate; exhibit must have been made by exhibitor and use fabrics and skills appropriate to skill levels 7, 8 and 9
- 320 401 700 Hands for Larger Service – items or garments to be donated to someone in need; use fabrics and skills appropriate to skill levels

Crocheting

Members may enter up to **three** classes (all in the same phase) based on the phase in which they are enrolled and **one** class in Felted Crochet. To qualify for judging, a 4-H Crocheting Exhibit Explanation card (370-01) must be securely attached to the exhibit. The card requests information about the exhibited item and skills learned in construction. Members must mark skills on the level in which they are enrolled. If they show skills beyond their level, they will not receive extra consideration. Forms are available at county Extension offices and on the state 4-H website: <http://oregon.4h.oregonstate.edu/contest-materials-family-and-consumer-science>.

Refer to the “4-H Crocheting Project Member’s Guide” (4-H 962) for detailed information on specific skills to be learned in each phase. A pair of gloves, slippers, etc., is considered one article. Swatches are not acceptable. Judging criteria are outlined on the 4-H Crocheting Check Sheet (370-02), available from the county Extension office or at <http://oregon.4h.oregonstate.edu/contest-materials-family-and-consumer-science>.

In addition to the exhibit tag, each piece of an exhibit must be labeled on the back or bottom with the member's name, county, and exhibit class number. All parts of the display should be attached to one another in some way to keep the exhibit together as a unit. This label should be typed or printed in indelible ink on a piece of white fabric and sewn in or written with indelible ink on painters tape and placed where it can do the least amount of damage.

Phase 1, one article showing one of more of the following stitches: chain stitch, single crochet, double crochet, or slipstitch.

370 100 110 Wearable - garment or personal accessory (hat, purse, belt, gloves, etc.)

370 100 120 Non-wearable - toys or items for the home (coasters, doilies, pillows, holiday decor, etc.)

370 100 130 Hands for Larger Service - item or clothing to be donated to someone in need

Phase 2, one article showing one or more of the following stitches: treble crochet, double treble, or v stitch; may be in combination with stitches learned in a previous level.

370 100 210 Wearable - garment or personal accessory (hat, purse, belt, gloves, etc.)

370 100 220 Non-wearable - toys or items for the home (coasters, doilies, pillows, holiday decor, etc.)

370 100 230 Hands for Larger Service - item or clothing to be donated to someone in need

Phase 3, one article showing one of more of the following stitches: open or filet mesh, block or solid mesh, long single stitch, shell stitch, shell stitch variation; may be in combination with stitches learned in previous level.

370 100 310 Wearable - garment or personal accessory (hat, purse, belt, gloves, etc.)

370 100 320 Non-wearable - toys or items for the home (coasters, doilies, pillows, holiday decor, etc.)

370 100 330 Hands for Larger Service - item or clothing to be donated to someone in need

Phase 4, one article showing one of more of the following stitches: waffle (or rib) stitch, picot (Irish crochet), cluster, popcorn, star, or puff stitch; may be in combination with stitches learned in a previous level.

370 100 410 Wearable - garment or personal accessory

370 100 420 Non-wearable - toys or items for the home

370 100 430 Hands for Larger Service - item or clothing to be donated to someone in need

Phase 5, one article showing one of more of the following stitches: Tunisian crochet, afghan stitch, hairpin lace, broomstick lace, other stitches made over a space hold tool.

370 100 510 Wearable - garment or personal accessory

370 100 520 Non-wearable - toys or items for the home

370 100 530 Hands for Larger Service - item or clothing to be donated to someone in need

Phase 6, one article showing skills learned, select from the following options:

An item made from member's original design (include written instructions with exhibit).

Crocheting combined with fabric or leather

Item made with fine thread

Item made with cloth strips rather than yarn

Item with multi-colored patterns (jacquards) using charts (include copy of chart)

Garment made from pattern drafted to fit a specific person (submit drafted pattern with exhibit).

370 100 610 Wearable - garment or personal accessory

370 100 620 Non-wearable - toys or items for the home

370 100 630 Hands for Larger Service - item or clothing to be donated to someone in need

Felted Crochet

Felting may be done by hand or washing machine (wet methods) and/or needle felting (dry) techniques.

370 300 110 Beginning - items made with beginning crochet skills and single strands of yarn

370 300 120 Expanding - items made with more expanded crocheting skills including use of multiple strands of yarn, inclusion of non-felting yarns, changing colors, attaching simple handles or tabs, or adding flat designs with needle felting, etc.

370 300 130 Advanced - items made incorporating more advanced crocheting techniques including more difficult crochet patterns, maintaining holes in crocheted and felted item, or attaching three dimensional design pieces, etc.

Food and Nutrition-

Note: See Contests section for information on Food Preparation Contest and Mini-Meal Contest.

Members are encouraged to enter educational displays under Communications division; science inquiries under Science division, and career exploration or community service project endeavors under Citizenship and Leadership division.

Each member may enter up to three classes within the Level they are in, one exhibit per class. All foods entered must be made by the exhibitor.

Exhibit ingredients:

- Exhibits must be suitable for keeping at the fair without excessive spoilage or change of appearance. Highly perishable foods are not acceptable. Highly perishable foods include, but are not limited to cream cheese, custard fillings, and meats of any type.
- Ingredients that the 4-H member cannot legally purchase, such as beer, whiskey, rum, etc. may not be used in any recipe or foods exhibit. Exhibits that include alcohol in the recipe will be disqualified. This includes menu and recipe file exhibits.
- Commercial mixes cannot be exhibited except as an ingredient in a product.

Preparation of exhibit:

- Exhibits must be displayed on a disposable plate and in a self-sealing bag.
- Exhibits must include the recipe and a menu for one meal including the food item. Recipes for food products should include all information given on the Exhibit Recipe Card (511-00) format. The recipes will not be returned to the exhibitor.
- When alternative ingredients are used, these are to be underlined on the recipe.
- All posters must include an Educational Display Exhibit Explanation Card (000-01).
- Forms are available in county Extension offices and on the state 4-H website: <http://oregon.4h.oregonstate.edu/contest-materials-family-and-consumer-science>

Judging criteria are outlined on the appropriate evaluation form: Cookie Evaluation Form (511-01), Cereal Marshmallow Bars Evaluation Form (511-02), Recipe Collection Exhibit Evaluation Form (511-03), Muffin Evaluation Form (511-04), Quick Bread Evaluation Form (511-05), Coffee Cake Evaluation Form (511-06), Scone Evaluation Form (511-07), Shortened Cakes Evaluation Form (511-08), Yeast Breads and Dinner Rolls Evaluation Form (511-09), Focaccia Bread Evaluation Form (511-10), Sponge and Foam Cakes Evaluation Form (511-11), Pie Shell Evaluation Form (511-12), Special Pastries Evaluation Form (511-13), Food Gift Package Evaluation Form (511-14), Food and Nutrition Poster Evaluation Form (511-15), and Career/Interview Evaluation Form (511-16) all available from the county Extension office or at the State 4-H website: <http://oregon.4h.oregonstate.edu/contest-materials-family-and-consumer-science>

Basic Skills Level 1 – Cooking 101 and Baking 1

- 511 110 000 **Recipe of the Year Class:** Healthy Carrot Cake Cookies - must use recipe from OSU Food Hero website: <https://foodhero.org/recipes/healthy-carrot-cake-cookies> Exhibit two cookies.
- 511 110 010 **Cookies.** Exhibit two cookies. No frosting, icing, or glaze.
- 511 110 020 **Cereal Marshmallow Bars** (must use recipe from Cooking 101, pg. 34) Exhibit two bars. No frosting, icing or glaze.
- 511 110 030 **Muffin.** Muffin method of mixing generally means that the fat is in a liquid form (like oil) and all liquids are added to the dry ingredients with a minimum amount of stirring. Exhibit two muffins. No frosting, icing, or glaze.
- 511 110 040 **Biscuit** . Biscuit method of mixing generally means that the fat is semi-solid (like butter/shortening) and cut into the dry ingredients before liquid is added. The dough may be beaten or kneaded for a few strokes. Exhibit two biscuits. No frosting, icing, or glaze.
- 511 110 160 **Muffin. Baked Food Product reflecting alternative dietary choices.** Recipe for the food product has been chosen specifically to address choices or altered significantly to now reflect needs for an alternative diet, such as gluten free, sugar substitute, vegetarian, vegan, reduced fat, et. al. Underline alternative ingredient(s) in the recipe. Exhibit two muffins. No frosting, icing, or glaze.

- 511 111 110 **Poster** showing and explaining something you have made, done, or learned in your Foods & Nutrition project. Poster must not exceed 24" x 30".
- 511 111 120 **Favorite Recipe Collection** with five recipes of foods that you have prepared. Write current year in upper right hand corner of each recipe. Cards or recipes must be in front of file or designated (paper clips, tabs, etc.) throughout the collection for ease in judging. Recipe collection can be in a file box or in recipe book form. Pen, pencil, typed, or printed is acceptable as long as required elements are on the recipe. Follow specific guidelines on check sheet. Adding decorative items to recipes is optional and is not a part of the judging process.

Basic Skills Level 2 – Cooking 201 and Baking 2

- 511 120 000 **Recipe of the Year Class:** Buttermilk Scones - must use recipe from OSU Food Hero website: <https://foodhero.org/recipes/buttermilk-scones-0> Exhibit two individual items.
- 511 120 010 **Cookies.** Exhibit two cookies. No frosting, icing, or glaze.
- 511 120 020 **Basic Nut Bread** (must use recipe in Cooking 201 book, pg. 48 - no variations). Exhibit ¼ of loaf. No frosting, icing or glaze.
- 511 120 030 **Non-Yeast Coffee Cake.** Coffee cake is to be made with a muffin method of mixing. Muffin method of mixing generally means that the fats in a liquid form (like oil) and all liquids are added to the dry ingredients with a minimum amount of stirring. Exhibit ¼ of the cake. No frosting, icing, or glaze.
- 511 120 040 **Scone.** Scone is to be made with a biscuit method of mixing. Biscuit method of mixing generally means that the fat is semi-solid (like butter/shortening) and cut into the dry ingredients before liquid is added. The dough may be beaten or kneaded for a few strokes. Exhibit two scones. No frosting, icing, or glaze.
- 511 120 160 **Quick Bread. Baked Food Product reflecting alternative dietary choices.** Recipe for the food product has been chosen specifically to address choices or altered significantly to now reflect needs for an alternative diet, such as gluten free, sugar substitute, vegetarian, vegan, reduced fat, et. al. Underline alternative ingredient(s) in the recipe. Exhibit ¼ of a large item.
- 511 222 110 **Poster** showing and explaining something you have made, done, or learned in your Foods & Nutrition project. Poster must not exceed 24" x 30".
- 511 222 120 **Favorite Recipe Collection** with five recipes of foods you have prepared, using ingredients grown in the Pacific Northwest. Write current year in upper right hand corner of each recipe. Cards or recipes must be in front of file or designated (paper clips, tabs, etc.) throughout the collection for ease in judging. Pen, pencil, typed, or printed is acceptable as long as required elements are on the recipe. Recipe collection can be in a file box or in recipe book form. Follow specific guidelines on check sheet. Adding decorative items to recipes is optional and is not a part of the judging process.

Expanding Skills Level 3 – Cooking 301 and Baking 3

- 511 130 000 **Recipe of the Year Class:** Dakota Bread (must use recipe from Baking 3, pg. 22). Exhibit ¼ of the item.
- 511 130 010 **Shortened Cakes** (cakes with fat). No commercial mixes; No fillings or toppings (i.e., frosting, icing, glaze, powdered sugar, fruit or nuts). Exhibit two individual items or ¼ of a large item.
- 511 130 020 **Basic Dinner Rolls** (must use recipe from Cooking 301, pg. 40) Maybe shaped into cloverleaf, crescent, knot, bun, bread stick or any other type of roll. Exhibit two rolls.
- 511 130 030 **Yeast Bread** product, plain dough using all white flour. Exhibit ¼ of a loaf
- 511 130 040 **Yeast Bread** product, plain dough using all whole wheat flour. Exhibit ¼ of a loaf.
- 511 130 050 **Yeast Bread** product, plain dough using an alternative grain. Exhibit ¼ of a loaf.
- 511 130 060 **Yeast Bread** product, plain dough using a combination of flours. Exhibit ¼ of a loaf.
- 511 130 070 **Yeast Bread** product (using any type of flour) with added non-perishable ingredients (ie. herbs, nuts, dried fruit, etc.) Exhibit ¼ of a loaf.
- 511 130 080 **Family Food Traditions.** Any baked item associated with family tradition and heritage. Entry must include a) recipe, b) tradition or heritage associated with preparing, serving the food, and c) where or who the traditional recipe came from. Exhibit at least ¼ of baked product or two muffins, cookies, pita, tortillas, etc.

- 511 130 160 **Yeast Bread.** Baked Food Product reflecting alternative dietary choices. Recipe for the food product has been chosen specifically to address choices or altered significantly to now reflect needs for an alternative diet, such as gluten free, sugar substitute, vegetarian, vegan, reduced fat, et. al. Underline alternative ingredient(s) in the recipe. Exhibit two individual items or ¼ of a large item.
- 511 333 110 **Poster** showing and explaining something you have made, done or learned in your Foods & Nutrition project. Poster must not exceed 24" x 30".
- 511 333 120 **Favorite Recipe Collection** with ten recipes of foods you have prepared, using a variety of grain products. (Examples: granola, rice pudding, bulgur salad, pizza.) Write current year in upper right hand corner of each recipe. Cards or recipes must be in front of file or designated (paper clips, tabs, etc.) throughout the collection for ease in judging. Pen, pencil, typed, or printed is acceptable as long as required elements are on the recipe. Recipe collection can be in a file box or in recipe book form. Follow specific guidelines on check sheet. Adding decorative items to recipes is optional and is not a part of the judging process.
- 511 333 130 **Photo** series or pictorial story depicting hunted or harvested foods of the Pacific Northwest from harvest to table. Series may include up to twenty color photos, pictures or drawings of one theme on one story board not to exceed 24" x 30". Please note if some of the photos were taken by someone else. Exhibits will be judged on the exhibitor's ability to creatively depict a story and not on their photography or drawing ability.

Advanced Skill Level 4 – Cooking 401 and Baking 4

- 511 140 000 **Recipe of the Year Class:** Single Pie Crust (must use recipe from Baking 4, pg. 21). Exhibit ¼ of the item.
- 511 140 010 **Foam Cakes** (Angel Food, Sponge, Chiffon). No commercial mixes; no fillings or toppings (i.e., frosting, icing, glaze, powdered sugar, fruit or nuts). Exhibit two individual items or ¼ of a large item.
- 511 140 020 **Focaccia Bread** (must use recipe from Cooking 401, pg. 22) Exhibit ¼ of item.
- 511 140 030 **Yeast Bread** product, plain dough using all white flour. Exhibit ¼ of a loaf.
- 511 140 040 **Yeast Bread** product, plain dough using all whole wheat flour. Exhibit ¼ of a loaf.
- 511 140 050 **Yeast Bread** product, plain dough using an alternative grain. Exhibit ¼ of a loaf.
- 511 140 060 **Yeast Bread** product, plain dough using a combination of flours. Exhibit ¼ of a loaf.
- 511 140 070 **Yeast Bread** product (using any type of flour) with added non-perishable ingredients (ie. herbs, nuts, dried fruit, etc.) Exhibit ¼ of a loaf.
- 511 140 080 **Yeast Bread** product using special shaping . Exhibit two individual items or ¼ of a large item.
- 511 140 090: **Speciality Pastry.** Baked items such as pie tarts, puff pastry, phyllo doughs, scones, biscotti, choux, croissants, danish, strudels. Phyllo dough must be made from scratch. Pastries made with cream or egg based fillings will be disqualified. Exhibit two individual items.
- 511 140 140 **A Gift Package** with homemade foods featuring up to five Pacific Northwest products. At least two foods must be made by the exhibitor and feature Pacific Northwest products. Gift package can be in a box or basket not to exceed 18" x 24". Exhibit must include a breakdown of costs incurred in preparing the gift package, including items on hand or recycled. Baked items should be at least two of a small or one-quarter of a large food. Include recipes on 5" x 8" card or paper. Include to whom the gift is intended and for what occasion. Criteria for judging will include creativity, cost (value), food safety, and nutrition.
- 511 140 160 **Baked Food Product** (from any exhibits in Level 4) reflecting alternative dietary choices. Recipe for the food product has been chosen specifically to address choices or altered significantly to now reflect needs for an alternative diet, such as gluten free, sugar substitute, vegetarian, vegan, reduced fat, et. al. Underline alternative ingredient(s) in the recipe. Exhibit two individual items or ¼ of a large item.
- 511 444 010 **Poster** showing and explaining something that you have made, done, or learned in your Foods and Nutrition project. Poster must not exceed 24" x 30".
- 511 444 020 **Favorite Recipe Collection** with fifteen recipes of foods you have prepared. Ten recipes should be vegetable and fruit recipes. Five recipes should be one-pot meals using or demonstrating knowledge of various kitchen appliances (examples: microwave, wok, electric skillet). Write current year in upper right hand corner of each recipe. Cards or recipes must be in front of file or designated (paper clips, tabs, etc.) throughout the collection for ease in judging. Recipe collection can be in a file box or in recipe book form. Pen, pencil, typed, or printed is acceptable as long as required elements are on the recipe. Follow specific guidelines on check sheet. Adding decorative items to recipes is optional and is not a part of the judging process.

511 444 030 **Cooking Up a Career.** Find someone you know who works in a catering business, local restaurant, health care food service, food scientist, works as a Registered Dietitian, or any other food or nutrition related industry. What do they do? How much education do they need? Why did they choose this profession? What is the most enjoyable thing about their chosen profession? Maximum of two pages, one sided write up of an interview. Consider creativity and neatness. Mount on a 9" X 12" colored paper or poster board, or display in clear plastic binder. Include a picture of the person interviewed. (May be laminated to preserve exhibit.) Overall size of mounted exhibit should be no larger than 9" X 12" inches.

TABLE SETTING DISPLAY- COUNTY ONLY CLASS

(To be judged with other static exhibits on Saturday & Sunday before Fair)

Table Setting guidelines are available at the County Extension office and will be mailed to those who pre-register for the contest.

- 1) This contest is open to all 4-H Home Economics members. Contestants will only use dishes and tableware provided. (Paper and plastic are not acceptable.) Dishes (white), glasses (three sizes), and stemware. Dishes provided include dinner plate, salad plate, bread plate, soup bowl, fruit bowl, cup, saucer and mug. Tableware: knife, butter knives, fork, teaspoon, soup spoon, salad fork and iced tea spoon. Special dishes needed for menu items are to be provided by contestant (ex. Custard cups).
- 2) Plan an attractive table setting for a menu. It should be for two people and should include all that would be on the table for the menu. Serving pieces and condiment pieces are not necessary (ex. Salt and pepper shakers, jelly dish, syrup pitcher).
- 3) Exhibits will remain on display throughout the fair. Contestants are discouraged from using expensive items or family heirlooms for their table settings. Although every reasonable precaution is taken, breakage might occur.
- 4) You will need:
 - *A card table
 - *Menu (5" x 8") should include: menu, contestant's name, grade, club name, division (jr, int, sr).
 - *The use of alcoholic beverages is not permitted and should not be listed on the menu.**
 - *Placemats and/or tablecloth and napkins. (Plastic and paper products are not acceptable.)
 - *Napkins are to be folded in front of the judge. Rectangular fold required- fancy fold optional.
 - *A simple, unassembled centerpiece to be assembled during the contest.

International Table Setting: Special ethnic tableware and/or dishes may be used. Contestants should be prepared to give an explanation the use of special items to the judge. (Contestants may be asked to set a traditional place setting using tableware provided.)

Your setting will be judged on:

- | | |
|--|--------|
| - Attractiveness of table: | 15 pts |
| - Appropriate to menu: | 15 pts |
| - Menu Card: Written on 5" x 8" card; neat, centered, properly organized In the order of the menu. | 10 pts |
| - Equal spacing of tablecloth, placemats, silver, glassware, dishes, and napkins properly spaced. | 10 pts |
| - Efficiency - Table setting completed in less than 15 minutes | 10 pts |
| - Centerpieces pleasing in design, color and texture appropriate to the theme. | |
| Table appointments are fresh and clean. | 10 pts |
| - Knowledge of the meal's nutrition and how menu items fit the My Plate. | 10 pts |
| - Oral reasons - include how and why the table setting was chosen and assembled. | 10 pts |
| - Resourcefulness of table setting/creativity. | 10 pts |

Total: 100 pts

Classes:

511 700 091	Juniors, Breakfast
511 700 092	Intermediates, Lunch
511 700 093	Seniors, Dinner

FOOD PRESERVATION-

Members may enter three classes in their age division. Members must use current OSU approved or USDA preparation and processing recommendations for preserved foods. Current OSU approved publications can be found at: <http://extension.oregonstate.edu/fch/food-preservation>. Current USDA recommendations can be located at http://nchfp.uga.edu/publications/publications_home.html or <http://nchfp.uga.edu/>. The Ball Blue Book copyright 2009 or newer, So Easy to Preserve Book, pectin package inserts, or pectin product websites are also approved sources.

All products, including all preserved products in gifts packs, must have a 4-H Food Preservation Explanation Card with complete information and instructions/recipe. Explanation Card is available at the county Extension office or on the state 4-H website. In addition, all containers must have label or In addition, all containers must have label or tape with member name, county, class number. Label should be placed on the bottom of the container or location not to interfere with allowing the judge to see contents.

Include jar rings on all canned products. Jars may be opened during the judging process. For this reason we suggest you use smaller jars for your fair exhibits. Ex. Four oz. jars for jams and jellies, half pints & pint jars for other products. Larger jars will be accepted. Make sure to follow the approved processing times listed for your product. Any opened jars may be emptied before returning after Fair. Dried foods should be exhibited in jars or sturdy plastic bags, with labels securely attached. Judging criteria are outlined on the 4-H Canned Fruit and Vegetable Check Sheet (512-04), 4-H Canned Meat and Fish Check Sheet (512-05), 4-H Dried Foods Check Sheet, 4-H Jam Check Sheet (512-01), 4-H Jelly Check Sheet (512-02) and 4-H Pickles and Relishes Check Sheet (512-03), and a new 4-H Gift Pack Check Sheet (512-08) available at the county Extension office or on the state 4-H website: <http://oregon.4h.oregonstate.edu/contest-materials-family-and-consumer-science>

Note: Fill in blank in class number (___) with corresponding numbers for:

- 1 Junior
- 2 Intermediate
- 3 Senior

Junior Division

Members in this division can choose to exhibit any of the products listed below by placing a "1" in the last digit of the class number. May enter three classes, only one exhibit per class number. Starred (*) items are suggested as beginning exhibits for first year juniors.

- 512 111 01_ ***Canned fruit or berries.** One jar of fruit or berries processed in a boiling water canner.
- 512 111 02_ ***Canned tomatoes.** One jar of tomatoes processed in a boiling water canner.
- 512 111 03_ **Canned tomato sauce, juice, or ketchup.** One jar of canned tomato sauce (plain or flavored), tomato juice or tomato vegetable juice blend, or ketchup processed in a boiling water canner.
- 512 111 04_ **Canned tomato based salsa.** One jar of canned tomato based salsa. Jars must be sealed by processing in a boiling water canner.
- 512 111 05_ **Canned fruit based salsa.** One jar of canned fruit based salsa. Jars must be sealed by processing in a boiling water canner.
- 512 111 06_ **Relish.** One jar of cucumber relish. Jars must be sealed by processing in a boiling water canner.
- 512 111 07_ **Relish.** One jar of relish, other than cucumber. Jars must be sealed by processing in a boiling water canner. Examples include zucchini relish, corn relish and chutneys, other chopped fruit and vegetable based products that include acidification.
- 512 111 08_ **Canned pie filling.** One jar of canned pie filling thickened with Clear-Jel®. Oregon State University 2015 4-H State Fair Book – updated January 5, 2015
- 512 111 09_ **Fruit Sauce.** One jar of canned fruit sauce without a thickener. Examples include apple sauce.
- 512 111 10_ ***Cooked jam.** One jar of cooked jam using commercial pectin. Jars must be sealed by processing in a boiling water canner.
- 512 111 11_ ***Cooked jelly.** One jar of cooked jelly using commercially available juice and pectin. Jars must be sealed by processing in a boiling water canner.
- 512 111 12_ **Quick cucumber pickles.** One jar of cucumber quick pickles. Jars must be sealed by pasteurization or processing in a boiling water canner.
- 512 111 13_ **Quick pickles other than cucumbers.** One jar of canned fruit or vegetable quick pickles. Examples include crab apple, watermelon, dilled green beans, etc. Jars must be sealed by processing in a boiling water canner.
- 512 111 14_ ***Fruit leather.** Four rolled pieces (about one inch wide) of one flavor of fruit leather.
- 512 111 15_ ***Dried fruit.** About one-half cup of dried pieces of fruit (not leather).

- 512 111 16_ ***Dried vegetable.** About one-quarter cup of dried pieces of vegetable.
- 512 111 17_ ***Dried herbs.** About ¼ - ½ cup of dried herbs.
- 512 111 18_ ***Dried herb seasoning combination.** About 1 tablespoon of dried herb seasoning combination.
- 512 111 301 ***Gift pack.** One gift package including two different products from Junior Division of preservation methods. Each preserved product must have a 4-H Food Preservation Explanation card. The gift pack may also include products made or purchased by exhibitor to complete the theme. Indicate for whom the gift is intended and for what occasion.
(Example: A housewarming gift for new neighbors.)

Intermediate and Senior Division

Members in these divisions can choose to exhibit any of the products listed under the Junior division, except Gift pack, by placing a “2” in the last digit of the class number for Intermediates or a “3” in the last digit of the class number for Seniors. They can also choose from any of the following exhibits as long as they enter only three exhibits total, one exhibit per class number.

- 512 111 21_ **Cooked jelly.** One jar of cooked jelly using juice the member has extracted and commercial pectin. Jars must be sealed by processing in a boiling water canner.
- 512 111 22_ **Cooked jelly or jam.** One jar of cooked jelly or jam made without added commercial pectin. Jelly must use juice extracted by the member. Jars must be sealed by processing in a boiling water canner.
- 512 111 23_ **Syrup or juice.** One jar of juice or syrup made from the juice that the member has extracted. Jars must be sealed by processing in a boiling water canner.
- 512 111 24_ **Fermented pickles or sauerkraut.** One jar of fermented (brined) pickles or sauerkraut. Jars must be sealed by processing in a boiling water canner.
- 512 111 25_ **Canned vegetables or tomatoes.** One jar of canned vegetables or tomatoes processed in a pressure canner.
- 512 111 26_ **Canned meat or poultry.** One jar of canned meat or poultry processed in a pressure canner.
- 512 111 27_ **Canned fish.** One jar of canned fish processed in a pressure canner. Fish products should be exhibited in pint or half pint jars.
- 512 111 28_ **Canned combination dish.** One jar of canned combination dish processed in a pressure canner. Examples include chili, soup, baked beans, etc.
- 512 111 29_ **Dried meat or poultry jerky.** Four 1 inch by 3 inch pieces of one type of jerky. Meat jerky (beef, venison or poultry) should follow the recommendations for preparation in Making Jerky at Home Safely, PNW 632, May 2012.
- 512 111 302 **Intermediate Gift pack.** One gift package including three different preserved products. Use two or more preservation methods. Methods from the junior and intermediate/senior divisions may be used. Each preserved product must have a 4-H Food Preservation Explanation Card. The gift pack may also include products made or purchased by exhibitor to complete the theme. Indicate for whom the gift is intended and for what occasion. (Example: a housewarming gift for new neighbors.)
- 512 111 303 **Senior Gift pack.** One gift package including three or more different preserved products. Use two or more preservation methods. Methods from the junior and intermediate/senior divisions may be used. Each preserved product must have a 4-H Food Preservation Explanation Card. The gift pack may also include products made or purchased by exhibitor to complete the theme. Indicate for whom the gift is intended and for what occasion. (Example: a housewarming gift for new neighbors.)

Outdoor Cookery (County Only Classes)

Members may enter up to **two** classes based on the unit in which they are enrolled, **one** exhibit per class. **No entries in this section will qualify for State Fair.**

- 515 111 001 Outdoor Cookery 1 – Sack lunch with two or more of the foods prepared by the exhibitor. (Examples: carrot sticks, sandwich, jerky.) Indicate where the lunch would be eaten (school, hike) and food safety consideration. Arrange sack lunch in container with plastic wrap, include only foods suitable for keeping at the fair without spoilage.
- 515 111 011 Educational Poster using one of the following themes. Poster must not exceed 18” x 24”. The themes below do not have to be the title of the poster.

Fire Safety & Outdoor Cooking Nutrition

It's in the Bag (sack lunches)

How to Equip a "Camping Kitchen"

515 111 002 Outdoor Cookery 2 – Two miniature fire models.

515 111 022 Educational Poster using one of the following themes. Poster must not exceed 18" x 24". The themes do not have to be the title of the poster.

Fire Safety & Outdoor Cooking

The Thrill of the Grill

Pack a Snack (nutrition)

515 111 003 Outdoor Cookery 3 – A food baked on an outdoor grill or fire. Include 3 to 4 small or 1 large food product – small products may be the same or different.

515 111 033 Photo series or pictorial story depicting an outdoor meal including: location, menu, planning, preparation, and presentation. Series may include up to 20 color prints on one story board not to exceed 18" x 24". Please note if some of the photos were taken by someone else. Exhibits will be judged on the exhibitors ability to creatively depict a story and not on their photography or drawing ability.

515 111 041 Outdoor Cookery 4 – A type of outdoor cooking or camping equipment or a folder describing a camp cookout. Folder to include menus, pictures, and short story about the trip.

515 111 042 Educational Display using your choice of theme. Exhibit must show and explain something that you have made, done, or learned in your Outdoor Cooker project. The exhibit may include pictures, models or actual articles and may be a videotape, slide set/script, poster, notebook, or three dimensional display. Size limited to 24" wide, 24" high, and 24" deep.

Designing Spaces

Members are encouraged to enter Educational Displays under the Communications division, enter Science Experiments under the Science division (i.e. compare energy use with different types of lighting, water efficient products, use of landscape to heat or cool homes), and enter career exploration, hands for larger service, community outreach projects using designing spaces skills under the Citizenship and Leadership division.

Members may enter up to three classes, one exhibit per class.

In the Designing Spaces project, items produced by the 4-H member are developed within the context of the over-all design/plan of a specific location. The classes align with the four elements of designing a space: designing a room, furnishing a room, finishing a room, and creating a healthy room environment. Judging criteria are outlined on the appropriate evaluation form: Furnishing & Finishing Designing Spaces (340-01) and Designing and Making Healthy Designing Spaces (340-02). To qualify for judging, a 4-H Designing Spaces Exhibit Explanation card must be attached. The explanation card and evaluation forms are available in county Extension offices or on the state 4-H website at: <http://oregon.4h.oregonstate.edu/contest-materials-family-and-consumer-science>.

In addition to the exhibit tag, each piece of an exhibit must be labeled on the back or bottom with the member's name, county, and exhibit class number.

Note: Fill in blank in class number (__) with corresponding numbers for:

- 1 Junior
- 2 Intermediate
- 3 Senior

Designing a Space

340 100 11_ Design board for a room. Include: color scheme, wall treatment, floor treatment, window treatment, etc. OR floor plan for a room. Posters, 24" x 30" or multimedia presentation (on CD). Show what you learned with before and after pictures or diagrams, samples, story, cost comparisons, optional arrangements, etc.

Furnishing a Space

The functional items to furnish a room are made from new, recycled, or refurbished items for a specific location, described in detail on the explanation card.

- 340 100 12_ Organizational/storage item for the furnishing of a room
- 340 100 13_ Functional textile item for the furnishing of a room (i.e.: curtains, rug, quilt, etc)
- 340 100 14_ Furniture item to furnish a room

Finishing a Space

These finishing touches for a room are made from new, recycled or refurbished items for a specific location, described in detail on the explanation card.

- 340 100 15_ Accessory for the walls of a room
- 340 100 16_ Accessory for the furnishings of the room (bed, dresser, etc.)
- 340 100 17_ Accessory for seasonal use in a room
- 340 100 18_ Accessory for outdoor use

Making a Healthy Space

340 100 19_ Problem solving for a space. Identify a problem (as problem windows, storage needs, inconvenient room arrangement, cost comparison, energy conservation, waste management, etc.) Using poster, notebook, multimedia presentation (on CD) or other method, describe the problem and how it was solved.

Knitting

Knitting has three divisions of exhibit classes based on the techniques used: Knitting with needles; Knitting with looms, boards, and machines; and Felted Knitting.

Members may enter up to a total of **four** classes based on the phase or level in which they are enrolled. The classes may be any combination of divisions but within each division the classes must be in a single phase or level. To qualify for judging, a 4-H Knitting Exhibit Explanation card (360-01) must be securely attached to the exhibit. The card requests information about the exhibited item and skills learned in construction. Members must mark skills on the level in which they are enrolled. If they show skills beyond their level, they will not receive extra consideration. Forms are available at county Extension offices or on the state 4-H website at: <http://oregon.4h.oregonstate.edu/contest-materials-family-and-consumer-science>. A pair of mittens, slippers, socks, etc, is considered one article. Swatches are not acceptable as exhibits.

Judging criteria for non-felted items are outlined on the 4-H Knitting Check Sheet (360-02). Judging criteria for knitting which has been felted are outlined in the 4-H Felting Score Sheet (261-03). Both are available from the county Extension office or at website above.

In addition to the exhibit tag, each piece of an exhibit must be labeled on the back or bottom with the member's name, county, and exhibit class number. All parts of the display should be attached to one another in some way to keep the exhibit together as a unit. This label should be typed or printed in indelible pencil or ink on a piece of white fabric and sewn to the article or written with indelible ink on painters tape and placed where it can do the least amount of damage.

KNITTING WITH NEEDLES DIVISION

Phase 1, one article showing one or more skills learned, (cast-on, knit, purl, bind off, overcast seam)

360 100 110 Wearable – garment or personal accessory (hat, purse, bag, scarf, etc)

360 100 120 Non-wearable – toys or items for the home (pillow, holiday decoration, potholder, washcloth, blanket, etc)

360 100 130 Hands for Larger Service – items or clothing to be donated to someone in need

Phase 2, one article showing one or more skills learned, (ribbing, stockinette stitch, increase, decrease, other seams)

360 100 210 Wearable – garment or personal accessory (hat, purse, bag, scarf, etc)

360 100 220 Non-wearable – toys or items for the home (pillow, holiday decoration, potholder, washcloth, blanket, etc)

360 100 230 Hands for Larger Service – items or clothing to be donated to someone in need

Phase 3, one article showing pick-up stitches

360 100 310 Wearable – garment or personal accessory (hat, purse, bag, scarf, etc)

360 100 320 Non-wearable – toys or items for the home (pillow, holiday decoration, potholder, washcloth, blanket, etc)

360 100 330 Hands for Larger Service – items or clothing to be donated to someone in need

Phase 4, one article showing a pattern stitch

360 100 410 Wearable – garment or personal accessory (hat, purse, bag, scarf, etc)

360 100 420 Non-wearable – toys or items for the home (pillow, holiday decoration, potholder, washcloth, blanket, etc)

360 100 430 Hands for Larger Service – items or clothing to be donated to someone in need

Phase 5, one article showing mixed colors – Fair Isle pattern or bobbin knitting – no stripes (see “4-H Knitting Skills” 4-H 961L).

360 100 510 Wearable – garment or personal accessory (hat, purse, bag, scarf, etc)

- 360 100 520 Non-wearable – toys or items for the home (pillow, holiday decoration, potholder, washcloth, blanket, etc)
- 360 100 530 Hands for Larger Service – items or clothing to be donated to someone in need

Phase 6, one article showing skills learned, selected from the following options:

- Knitting with four needles
- Knitting combined with fabric or leather
- Knitted lace attached to article

Garment made from pattern drafted to fit a specific person (submit drafted pattern with exhibit)

Item made from member's original design (include written instructions with exhibit)

360 100 610 Wearable – garment or personal accessory (hat, purse, bag, scarf, etc)

360 100 620 Non-wearable – toys or items for the home (pillow, holiday decoration, potholder, washcloth, blanket, etc)

360 100 630 Hands for Larger Service – items or clothing to be donated to someone in need

KNITTING WITH LOOMS, BOARDS, AND MACHINES DIVISION

Knitting using looms and boards

Beginning skills: One article using beginning skills such as: Cast on, e-wrap [twisted knit stitch], gathering or flat removal method, simple stripe color changes, flat or tubular shapes

360 200 110 Wearable – garment or personal accessory (hat, purse, bag, scarf, etc.)

360 200 120 Non-wearable – toys or items for the home (pillow, blanket, etc.)

360 200 130 Hands for Larger Service – item or clothing to be donated to someone in need

Expanding skills: One article showing skills in addition to the beginning skills such as: alternate cast on methods-crochet-on, cable cast on; purl stitch, knit stitch, garter stitch, ribbing, increasing, decreasing, adding or joining tubes, combination round and flat shaped items

360 200 210 Wearable – garment or personal accessory (hat, purse, bag, scarf, socks, slippers, mittens, sweater, etc)

360 200 220 Non-wearable – toys (puppet, doll, stuffed animal, doll sweater) or items for the home (pillow, blanket, afghan, etc.)

360 200 230 Hands for Larger Service – item or clothing to be donated to someone in need

Advanced skills: designs using multiple color(s), seed stitch, rice stitch, moss stitch, box stitch, single chevron, cables, basket weave or checkerboard patterns, creating eyelets or holes

360 200 310 Wearable – garment or personal accessory (hat, purse, bag, scarf, etc)

360 200 320 Non-wearable – toys or items for the home (puppet, doll, stuffed animal, doll sweater, pillow, blanket, afghan, etc)

360 200 330 Hands for Larger Service – item or clothing to be donated to someone in need

Knitting machine One article made using a knitting machine

360 200 410 Wearable – garment or personal accessory (hat, purse, bag, scarf,)

360 200 420 Non-wearable – toys or items for the home (puppet, doll, stuffed animal, doll sweater, pillow, blanket, afghan, etc)

360 200 430 Hands for Larger Service – item or clothing to be donated to someone in need

FELTED KNITTING DIVISION

Items may be knitted using needles, looms, boards, or machines. Felting may be done by hand or washing machine wet methods and/or dry needle felting techniques.

360 300 110 Beginning - items made with beginning knitting skills including knit and/or purl stitches and single strands of yarn. Simple flat or tube shapes.

360 300 120 Expanding - items made with more expanded knitting skills including use of multiple strands of yarn, inclusion of non-felting yarns, changing colors, attaching simple handles or tabs, adding flat designs with needle felting, etc

360 300 130 Advanced - items made incorporating advanced knitting techniques including cables or more difficult knitting patterns, knitting in the round with four needles, I-cord for handles or design pieces, maintaining holes in knitted and felted item, attaching 3 dimensional design pieces, etc

Horticulture

CONTAINER GARDENING

Plants entered in Container Gardening must be grown by the exhibitor. Exhibitors may enter only **one** exhibit in each class number. Member's name and county should be securely attached to the bottom of each container. Exhibits exceeding 30 pounds or measuring larger than 30" x 30" will not be accepted. Container Gardening Exhibit Information Card (716-02) must be firmly attached to the exhibit and **covered with a closeable sandwich bag (ziplock) to keep the card dry**. Please attach to the container with clear packaging tape or duct tape. Selection of herbs is the choice of the 4-H member.

Exhibitors should use the online publication *Select and Prepare Herbs for Exhibit* (4H 2335) as reference. It can be found at: <http://extension.oregonstate.edu/catalog/4h/4-h2335.pdf>. Herb tables are found in the *Michigan 4-H Guide to Herb Gardening* (4-H 2329) however any herb available in your area of the state may be exhibited. Junior herb container garden must include 2 herbs from different species. Intermediate herb container garden must include at least 3 herbs from different species. Senior herb container garden must include at least 4 herbs of different species. Judging criteria are outlined on 4-H Container Garden Exhibit Score Card (716-01) available at the county Extension office or on the State 4-H website at: <http://oregon.4h.oregonstate.edu/contest-materials-horticulture>.

Container Gardening, Junior

- 716 115 011 Terrarium (closed container)
- 716 115 021 Dish Garden (cacti & succulents, more than 1 plant)
- 716 114 031 Houseplant (1 plant)
- 716 113 041 Patio Plant (1 outdoor plant in a container)
- 716 113 141 Patio Planter (more than 1 outdoor plant, can be combination of annuals, perennials, herbs and /or vegetables)
- 716 112 051 Potted Vegetable
- 716 116 001 Potted Herbs (must be 2 herbs)
- 716 117 061 Other, for exhibits that do not fit in above classes

Container Gardening, Intermediate

- 716 115 012 Terrarium (closed container)
- 716 115 022 Dish Garden (cacti & succulents, more than 1 plant)
- 716 114 032 Houseplant (1 plant)
- 716 113 042 Patio Plant (1 outdoor plant in a container)
- 716 113 142 Patio Planter (more than 1 outdoor plant, can be combination of annuals, perennials, herbs and/or vegetables)
- 716 112 052 Potted Vegetable
- 716 116 002 Potted Herbs (must include 3 herbs)
- 716 117 062 Other, for exhibits that do not fit in above classes
- 716 200 012 Display. An experiment with plant(s) in containers. Exhibit must show and include a written explanation of what was done and a summary of what was learned. Display not to exceed 30" wide x 24" deep x 36" high.

Container Gardening, Senior

- 716 115 013 Terrarium (closed container)
- 716 115 023 Dish Garden (cacti & succulents, more than 1 plant)
- 716 114 033 Houseplant (1 plant)
- 716 113 043 Patio Plant (1 outdoor plants in a container)
- 716 112 143 Patio Planter (more than 1 outdoor plant, can be combination of annuals, perennials, herbs

- and/or vegetables)
- 716 112 053 Potted Vegetable
- 716 116 003 Potted Herbs (must include 4 herbs)
- 716 117 063 Other, for exhibits that do not fit in the above classes
- 716 200 013 Display. An experiment with plant(s) in containers. Exhibit must show and include a written explanation of what was done and a summary of what was learned. Display not to exceed 30" wide x 24" deep and 36" high.
- 716 300 013 Commercial exhibit of plants (flat or market package). Include planting dates, costs incurred, and suggested retail pricing.

FLOWERS & ORNAMENTALS

The class and kind of flower must appear on the exhibit tag attached to the exhibit. The number of flowers required for each exhibit can be found in parentheses after each flower type. In an exhibit of 3 blooms, all blooms must be the same color. **Each flower is to have foliage attached or include foliage.** Exhibitors can enter only one entry of each of the flowers listed below with the exception of the "Other, Perennial Cut Flowers", and the "Other, Annual Cut Flowers". Exhibitors may show all or a portion of their allowed/allotted flower exhibits in either of the Other classes. **The total number of cut flower exhibits may not exceed 3 for Juniors, 4 for Intermediates, or 5 for Seniors.** Members need to provide their own containers for cut flowers. Arrangement Exhibits will be displayed in the containers provided by the exhibitor. Exhibitors may use holding device of secure arrangements. Judging criteria are outlined on 4-H Cut Flowers Exhibit Score Card (713-01) and the 4-H Floral Arrangement Exhibit Score Card (713-02), available at the county Extension office and at the state 4-H website at <http://oregon.4h.oregonstate.edu/contest-materials-horticulture>.

TYPES

Number of stems required in parentheses.

- Asters (3) Blooms
- Bachelor Buttons (3) Blooms
- Calendulas (3) Blooms
- Chrysanthemums (1) Spray
- Cosmos (3) Blooms
- Dahlias, under 3" disbudded (3)
- Dahlias, 3-6" dia. disbudded (1)
- Dahlias, 6" & over disbudded (1)
- Gladiolus (1) Spike
- Gloriosa Daisy (3) Blooms
- Lilies (1) Stalk
- Marigold, African (1) Bloom
- Marigold, French (3) Stems
- Nasturtiums (3) Blooms
- Petunia, (3) Stems
- Roses, Miniature (1) Spray
- Roses, grown in clusters (more than three blooms) (1) Spray
- Roses, hybrid tea disbudded (1) Bloom
- Roses, other (1) Bloom
- Snapdragons (3) Spikes
- Statice (1) Spray
- Straw Flowers (1) Stem
- Zinnias (3) Blooms
- Other, Perennial Cut Flowers
- Other, Annual Cut Flowers

DEFINITIONS:

Bloom: an individual flower, one blossom to a stem

Spike: a stalk carrying many stemless or nearly stemless flowers

Spray: a portion of a plant with a number of flowers on one

Stem: a stem with one or more flowers

Disbudded: removal of the lateral buds along the stem of the flower

Cut Flowers

- 713 100 011 Juniors, exhibitors limited to 3 separate flower types
- 713 100 012 Intermediate, exhibitors limited to 4 separate flower types
- 713 100 013 Seniors, exhibitors limited to 5 separate flower types

Arrangements

Flowers may be grown or purchased by the exhibitor.

- 713 420 011 Juniors, arrangement of fresh flowers in a suitable container
- 713 420 012 Intermediates, arrangement of fresh flowers, any choice of design
- 713 420 013 Seniors, arrangement of fresh flowers, any choice of design
- 713 420 023 Seniors, arrangement of fresh flowers, with theme "Fantasies and Fairy Tales"
- 713 420 033 Seniors, miniature arrangement using dried or fresh materials, no larger than 8" x 8" x 8"

Dried Materials

Flowers may be grown or purchased by the exhibitor.

- 713 130 041 Juniors, arrangement of dried flowers
- 713 130 042 Intermediates, arrangement of dried materials
- 713 130 043 Seniors, arrangement of dried materials

HERBS

Herbs must be grown by the exhibitor. Exhibitors may enter up to 3 exhibits total (no more than one exhibit in each class). A Herb Dried, Fresh-Cut Explanation Card (712-06) must be firmly attached to all herb exhibits which are judged by the criteria in Herb Fresh Cut Exhibit Score Sheet (712-05) and Herb Dried Exhibit Score Sheet (712-04) which are available at the Extension office or on the state 4-H website at:

<http://oregon.4h.oregonstate.edu/contest-materials-horticulture>

The publication *Select and Prepare Herbs for Exhibit* (4H 2335) should be used by exhibitors as reference which is online at: <http://extension.oregonstate.edu/catalog/4h/4-h2335.pdf>. Selection of herbs is the choice of the 4-H member. Any herb available in your area of the state may be exhibited. A list of herbs that could be selected for exhibits is listed in the *Michigan 4-H Guide To Herb Gardening* (4-H 2329) but may be taken from any table any year.

Herb Exhibits, Fresh Cut

Fresh cut herbs with their own vegetables class, such as onions and garlic, should be exhibited in that class, not in the Fresh Cut Herb classes.

- 712 117 001 Herbs, Fresh Cut, Junior, (one bunch with stems one inch in diameter)
- 712 117 011 Cut Herb Collection Junior, (include 3 different herbs in same amounts as fresh cut exhibit)
- 712 117 002 Herbs, Fresh Cut, Intermediate, (one bunch with stems one inch in diameter)
- 712 117 012 Cut Herb Collection Intermediate, (Include 4 different herbs in same amounts as fresh cut exhibit, 1 which is new this year)
- 712 117 003 Herbs, Fresh Cut, Senior, (one bunch with stems one inch in diameter)
- 712 117 013 Cut Herb Collection Senior, (5 different herbs in same amounts as fresh cut exhibit, 2 which are new this year)

Herb Exhibits, Dried

The information card must include drying method. Basil, chives, dill leaves, fennel and parsley should not be exhibited dried because they are best preserved by freezing. Display all herbs in a self-closing bag: one inch bunch secured with a twist tie or three tablespoons dried leaves or one tablespoon of dried seeds.

- 712 118 001 Herbs, Dried, Junior, Display all herbs in a self-closing bag: one inch bunch secured by a twist tie or three tablespoons dried leaves or one tablespoon of dried seeds.
- 712 118 011 Herbs, Dried Collection, Junior, (3 herbs in same amounts as dried herb exhibit)
- 712 118 002 Herbs, Dried, Intermediate, Display all herbs in a self-closing bag: one inch bunch secured by a twist tie or three tablespoons dried leaves or one tablespoon dried seeds.
- 712 118 012 Herbs, Dried Collection, Intermediate, (4 herbs in same amounts as dried herb exhibit, 1 which is new this year).

- 712 118 003 Herbs, Dried, Senior, Display all herbs in a self-closing bag: one inch bunch secured by a twist tie or three tablespoons dried leaves or one tablespoon of dried seeds.
- 712 118 013 Herbs, Dried Collection, Senior, (5 herbs in same amounts as dried herb exhibit, 2 which are new this year).

VEGETABLES

The publication "Selecting and Preparing Vegetables for Exhibit", 4-H 2334, should be used by exhibitors as a reference **except for the specific numbers of vegetables required for plate and collection exhibits which is listed below**. This publication specifies the number of vegetables required for plate and collection exhibits and also provides tips for selecting and preparing vegetables for exhibit. Judging criteria are outlined on the 4-H Vegetable Collection Exhibit Score Card (712-01) and the 4-H Vegetable Garden Exhibit Score Card (712-02). The Vegetable Exhibit/Collection Explanation Card (712-07) is to be attached to each exhibit. These publications are available at the county Extension office or on the state 4-H website at: <http://oregon.4h.oregonstate.edu/contest-materials-horticulture>. Note that exhibitors can enter only **one** exhibit in each class with the exception of "Other".

Plate exhibits will be exhibited on 9" paper plates. Vegetable Collection exhibits must fit on a tray 18-1/2" x 14-1/2" x 2-3/4". Paper plates and trays will be provided. Each exhibit will receive a ribbon. Vegetables will not be returned unless specifically requested. Any usable produce will be donated to a food bank.

CLASSES

Number of vegetables required in parentheses.

- Beans, Snap (Wax, Italian, Green) (5)
- Beans, Other (Dry, Horticulture, Limas, Purple) (5)
- Beans, Horticultural (5)
- Beets (5)
- Broccoli (1) Main head or (5) side shoots
- Carrots (5)
- Corn, Sweet (2)
- Cucumbers, Slicing (Lemon, Burpless, Slicing varieties)(2)
- Cucumbers, Lemon (2)
- Cucumbers, Pickling (5)
- Garlic, Regular (2), Elephant (1)
- Kohlrabi (2)
- Lettuce (1 plant) leaf lettuce in vase of water
- Onions, Bulb (3)
- Onions, Green (5 onions)
- Peas, in pod (5)
- Peppers, Bell or Sweet (2)
- Peppers, Hot (5)
- Potatoes (5)
- Pumpkins (1)
- Squash, Summer Crookneck (2)
- Squash, Summer Zucchini (2)
- Squash, Winter (1)
- Tomato slicing (3)
- Tomatoes, Cherry (5)
- Tomato, other (5)
- Turnips (2)
- Other, # (refer to 4-H 2334)

Vegetable Exhibits, Junior

4-H members may enter a maximum of 3 plate exhibits, in addition to one vegetable collection.

- 712 100 011 Plate Exhibit of One Type, limit 3 entries
- 712 100 021 Vegetable Collection Exhibit, include 3 different vegetables in same amounts required as in plate exhibits

Vegetable Exhibits, Intermediate

4-H members may enter a maximum of 4 plate exhibits in addition to their choice of a vegetable collection exhibit, or poster display.

712 100 012 Plate Exhibit of One Type, limit 4 entries

712 100 022 Vegetable Collection Exhibit, include 4 different vegetables in same amounts required as in plate exhibits

712 200 032 Poster or Display, describing results of 4-H member's experimental garden. Display not to exceed 30" wide x 24" deep x 36" high.

Vegetable Exhibits, Senior

4-H members may enter a maximum of 5 plate exhibits in addition to their choice of a vegetable collection exhibit, commercial display, or educational display.

712 100 013 Plate Exhibit of One Type, limit 5 entries

712 100 023 Vegetable Collection Exhibit, include 5 different vegetables in same amounts required as in plate exhibits

712 100 033 Commercial Display, include 10 lb. unit of produce with record of costs of commercial garden

712 200 043 Project Display, describing the experimental design and results of an experiment in commercial gardening. Display not to exceed 30" wide x 24" deep x 36" high

FRUIT (County Only Classes)

Exhibits must be harvested from plants managed by the 4-H member. Members may exhibit up to 3 classes. No more than 1 entry per class. **No entries in this section will qualify for State Fair.**

01 Apples, any variety, plate of 3

02 Raspberries, any variety, container of 25

03 Strawberries, any variety, container of 15

04 Loganberries, any variety, container of 15

05 Marionberries, any variety, container of 15

06 Boysenberries, any variety, container of 15

07 Pears, any variety, plate of 3

08 Peaches, any variety, plate of 3

09 Cantaloupe, any variety, plate of 1

10 Watermelon, any variety, plate of 1

11 Any other fruit produced by the 4-H member

712 300 _1 Junior

712 300 _2 Intermediate

712 300 _3 Senior

NATURAL SCIENCE

Aquatic Ecology & Angler Education

AQUATIC MACRO-INVERTEBRATE SPECIMENS

Macro-invertebrates, regardless of developmental stage, serve as an energy source in fresh water (lakes, ponds, streams, rivers) fisheries. They include, but are not limited to: eggs, larvae, nymphs, scuds, leeches, stoneflies, caddis flies, mosquitoes, dragonflies, hellgrammites, etc. Specimen photos or drawings of specimens may be displayed in a three ring binder. Photos and drawings must be the original work of the exhibitor. Preserved specimens are to be displayed in specimen jars in display boxes. Each specimen, including photos or drawings, requires a label be affixed to the display box or page for easy reading. Labels (3/4" x 1 1/2") on preserved specimens, photos or drawings are to include the name of the collector, date collected/photographed/drawn, order name, common name, name of body of water from which specimen was found, county and state.

Label Example:

Collector/Date: J. Smith 01/01/01

Order Name: Ephemeroptera

Common Name/Stage: Mayfly Adult or Nymph

Body of Water: Lost Lake

County/State: Hood River, OR

Phases are based on the number of specimens exhibited. Each collection is progressive. Exhibitors are expected to add 5 new preserved specimens, photographs, or drawings to their exhibits each year, in addition to those exhibited the previous year. Exhibitors are not able to combine preserved specimens, photographs, or drawings as a single exhibit.

The entries must be accompanied by a 4-H Aquatic Ecology & Angler Education Explanation Card (451-07, revised 2014) available on the state 4-H website at <http://oregon.4h.oregonstate.edu/contest-materials-natural-science>.

Phase 1 Members display 10 to 20 specimens

451 100 181 Preserved specimens displayed in specimen jars in display boxes

451 200 181 Photographs of specimens displayed in a notebook

451 300 181 Original drawings of specimens displayed in a notebook

Phase 2 Members display 21 to 35 specimens

451 100 182 Preserved specimens displayed in specimen jars in display boxes

451 200 182 Photographs of specimens displayed in a notebook

451 300 182 Original drawings of specimens displayed in a notebook

Phase 3 Members display 36 to 50 specimens

451 100 183 Preserved specimens displayed in specimen jars in display boxes

451 200 183 Photographs of specimens displayed in a notebook

451 300 183 Original drawings of specimens displayed in a notebook

Judging criteria are outlined on an Aquatic Macro-invertebrates Score Sheet (451-01, revised 2014), available at the county Extension office or on the state 4-H website at <http://oregon.4h.oregonstate.edu/contest-materials-natural-science>.

COMMON KNOTS

Knots are defined as those needed to secure line from a reel to terminal tackle. They are limited to Arbor Knot, Blood Knot, Dropper Loop, Clinch or Improved Clinch Knot, Nail Knot, Palomar Knot, Perfection Loop, Rapala Knot, Snell knot, Double Surgeon's, Surgeon's Loop, Trilene Knot, and Uni-Knot. Each knot must be represented in two mediums. One (large scale) knot must be tied using white cordage no smaller than 1/8" and no larger than 1/4" in diameter. The (normal scale) second knot is to be tied to a barbless hook using the appropriate material as it would be used in fishing (monofilament, Dacron backing, fly line, etc.) Knots must be labeled with name and displayed on an 8.5" x 11" matte board.

The entries must be accompanied by a 4-H Aquatic Ecology & Angler Education Card (451-07, revised 2014) available at the county Extension office and on the state 4-H website at:

<http://oregon.4h.oregonstate.edu/contest-materials-natural-science>.

451 200 151 Common Knots, Junior, any 5 knots (each knot represented in large and normal scale)

451 200 152 Common Knots, Intermediate, any 7 knots (each knot represented in large and normal scale)

451 200 153 Common Knots, Senior, any 9 knots (each knot represented in large and normal scale)

Judging criteria are outlined on a Common Knots Score Sheet (451-02, revised 2014) available at the county Extension office or on the state 4-H website at <http://oregon.4h.oregonstate.edu/contest-materials-natural-science>.

FISH PRINTS

Prints can be made using real fish or fish models. Prints can be made using, but not limited to, water color, tempera, acrylic, oil, and ink. Prints can be on fabric or paper or in combination and mounted on or in a frame not to exceed 22" x 28". One print must be labeled with the common name, scientific name, and anatomy. Labels may be permanent or removable.

Exhibitors are to make fish prints using real or model fish. Non-fish images are not acceptable. The entries must be accompanied by a 4-H Aquatic Ecology & Angler Education Explanation Card (451-07, revised 2014) available on the state 4-H website at <http://oregon.4h.oregonstate.edu/contest-materials-natural-science>.

- 451 200 161 Fish Prints, Junior, 1 print.
- 451 200 162 Fish Prints, Intermediate, 2 prints
- 451 200 163 Fish Prints, Senior, 3 prints

Judging criteria are outlined on a Fish Prints Score Sheet (451-03, revised 2014) available at the county Extension office or on the state 4-H website at <http://oregon.4h.oregonstate.edu/contest-materials-natural-science>.

FLIES

Flies are defined as wet and dry. Dry flies are patterns used above the water line or in the surface film (e.g. adult insects, terrestrial insects, dry attractors, poppers, mouse, etc.). Wet flies are patterns used below the water line (e.g. nymphs, larvae, streamers, wet attractors, emergers, etc.). Materials (recipes) used may include but are not limited to: hackle, lead wire, dubbing, hook, copper wire, flash, quill, floss, chenille, thread, and hair. Entries may include but are not limited to: * Wooly Worm, Wooly Bugger, Hare's Ear, Scud, Caddis Pupa, Girdle Bug; ** Mickey Finn, Elk Hair Caddis, Bead Head Pheasant Tail, Parachute Adams; *** Royal Coachman, Grass Hopper, Stone Fly, Blue Winged Olive, Green Drake. Flies must be labeled with name and displayed on an 8.5" x 11" matte board. (*=low difficulty, **=moderate difficulty, ***=high difficulty)

Entries must be accompanied by a 4-H Aquatic Ecology & Angler Education Explanation Card (451-07, revised 2014) available at the Extension office or on the state 4-H website at: <http://oregon.4h.oregonstate.edu/contest-materials-natural-science>.

- 451 200 131 Flies, Junior, 2 total (1 wet and 1 dry) use recipes requiring #4-6 hook
- 451 200 132 Flies, Intermediate, 4 total (2 wet and 2 dry) use recipes requiring #6-8 hook
- 451 200 133 Flies, Senior, 6 total (2 wet, 2 dry, and 2 using body dubbing) use recipes requiring #8-14 hook, 2 using body dubbing and recipes requiring #12-14 hook

Judging criteria are outlined on a Flies Score Sheet (451-04, revised 2014) available at the county Extension office or on the state 4-H website at <http://oregon.4h.oregonstate.edu/contest-materials-natural-science>.

LURES

Lures are defined as Spoons, Spinners, Rooster Tails, Jigs, Plugs, and Spinner Baits. Materials used may include but are not limited to the following:

Spoons: metal body, split ring, hook, weed guard, thin spoon, heavy spoon, thick solid, and spinner blades

Spinners: hook, body, beads, clevis, blade, plastic minnow, spinner used with bait

Rooster Tails: hook, blade, beads, feather skirt, hair skirt, rubber skirt, body, clevis, Colorado blade, willow blade

Jig: eye, assorted jig lead head, hook, feathered skirt, fur skirt, hair skirt, rubber skirt

Plugs: metal lip, hook hanger, eye, body, hooks, propellers, joined plug, plug lip

Spinner Bait: fluted blade, hook, Colorado blade, clevis, arm, body, skirt, eye, twin arms and blades

Lures must be labeled and displayed on an 8.5" x 11" black matte board. The entries must be accompanied by a 4-H Aquatic Ecology and Angler Education Explanation Card (451-07, revised 2014) available on the state 4-H website at <http://oregon.4h.oregonstate.edu/contest-materials-natural-science>

- 451 200 141 Lures, Junior, 1 Spoon plus 1 additional choice
- 451 200 142 Lures, Intermediate, 1 Spoon, 1 Spinner, and 2 additional choices
- 451 200 143 Lures, Senior, 1 Spoon, Spinner, 1 Rooster Tail, and 3 additional choices

FISHING RODS

Based on the type of rod, the necessary components include rod blank, butt cap/extension, handle/grip, reel seat, hook keeper, butt/stripping guide, appropriate number of line guides for length, guide wraps, ferrules, and tip top. Fishing rods must be constructed by the member and may not exceed 108" in length. The rods must be displayed on a board no thicker than 1 inch, no wider than 8 inches, no longer than 120 inches (1" x 8" x 120" maximum). All necessary components must be labeled. Permanent or removable labels may be used.

The entries must be accompanied by a 4-H Aquatic Ecology & Angler Education Explanation Card (451-07, revised 2014) available on the state 4-H website at <http://oregon.4h.oregonstate.edu/contest-materials-natural-science>.

- 451 200 101 Spinning Rod, Junior, one piece
- 451 200 102 Spinning Rod, Intermediate, two piece
- 451 200 103 Spinning Rod, Senior, three or four piece
- 451 200 111 Bait Casting Rod, Junior, one piece
- 451 200 112 Bait Casting Rod, Intermediate, two piece
- 451 200 113 Bait Casting Rod, Senior, three or four piece
- 451 200 121 Fly Rod, Junior, one piece
- 451 200 122 Fly Rod, Intermediate, two piece
- 451 200 123 Fly Rod, Senior, three or four piece

Judging criteria are outlined on a Fishing Rods Score Sheet, (451-06, revised 2014), available at the county Extension office or at <http://oregon.4h.oregonstate.edu/contest-materials-natural-science>.

PROJECT DISPLAY

The exhibit may be a poster or a three-dimensional display. Exhibits may include pictures, models, diagrams and actual articles if they qualify for the safety standards listed below. Drawings or photos which are an essential part of the display should be firmly attached to the board. Loose materials like soil, bark or sand must be displayed in closed containers. No books or notebooks will be accepted as part of the display. The following materials will not be allowed on the display for safety reasons: Living organisms - plants or animals, liquids, aerosol bottles or other pressurized gases, glass, hazardous substances, or sharp items.

Each exhibit must have name, county and class number securely attached to it. All parts of the display should be attached to one another in some way to keep the exhibit together as a unit. Single posters may be displayed by hanging or stapling to the wall. All other displays should be free standing. All information contained in the exhibit must be able to be viewed by the public by looking at the display. Sources must be listed on the front of the display.

Display (all parts) should be able to last the duration of the fair in good repair.

Individual posters are limited in size to 30" x 24". Individual three-dimensional displays are limited in size to 48" wide (measured when lying flat), 24" deep (front to back), and 36" high.

Club exhibits are to be entered under the club name but must include the name of all members and leaders. This may be on a separate paper securely attached to the back of the exhibit. Club exhibits are limited in size to 60" wide, 24" deep, and 36" high. The weight of any display cannot exceed 30 pounds. Club exhibits will receive one ribbon per exhibit.

An educational Display Exhibit Explanation Card (000-01) must be attached to each exhibit. It is available from the county Extension office or on the state 4-H website at: <http://oregon.4h.oregonstate.edu/fair-book-communications>.

- 451 200 171 Aquatic Ecology & Angler Education Project Display, Junior
- 451 200 172 Aquatic Ecology & Angler Education Project Display, Intermediate
- 451 200 173 Aquatic Ecology & Angler Education Project Display, Senior
- 451 200 174 Aquatic Ecology & Angler Education Project Display, Club

Judging criteria are outlined on the 4-H Educational Display Evaluation Sheet (40-463). It is available at the county Extension office or at <http://oregon.4h.oregonstate.edu/fair-book-communications>.

Conservation

Note: Each exhibit piece must be labeled with the member's name, county and class number. Fill in blank in class number (___) with corresponding number for Junior, Intermediate or Senior.

Open to all 4-H members regardless of project enrollment.

411 200 011 Conservation, Junior, First Year Member, an educational exhibit relating to conservation of soil, water, forests, marine life, range, amphibians, or wildlife.

1 Junior Second and Third Year

2 Intermediate

3 Senior

4 Club (two or more members working together)

411 200 02_ Conservation, an educational exhibit relating to conservation of soils and range.

411 200 03_ Conservation, an educational exhibit relating to conservation of water and marine life.

411 200 04_ Conservation, an educational exhibit relating to conservation of forest and wildlife.

411 200 05_ Conservation, an educational exhibit relating to conservation and ecology of amphibians.

Exhibit: An educational exhibit relating to conservation of soil, water, forests, marine life, range, or wildlife. May not exceed 30" in width, 24" deep (front to back) and 36" high. Include explanation to the judge as outlined under Educational Display in fair book.

Judging criteria are outlined on 4-H Educational Poster/Display Score Sheet (40-463) available at the county Extension office or the state 4-H website at: <http://oregon.4h.oregonstate.edu/contest-materials-natural-science>

Entomology

Note: Each exhibit piece must be labeled with the member's name, county and class number. All insects must be collected in the current year for Juniors First Year exhibits. At least 50% of those displayed by Juniors Second and Third Year, Intermediates and Seniors must have been collected in the current year.

New requirement beginning in 2014: An insect information sheet, titled Information on New Insects in Collection for Current 4-H Project Year, is required with Intermediate and Senior insect collections. This sheet should be completed only for the new insects collected in the current project year. Make additional copies of page 2 as needed to list the new insects in the current year. The form is available on line at <http://oregon.4h.oregonstate.edu/natural-science>. Attach the completed sheets to the bottom of the collection box in an unsealed envelope for the judge to read at fair.

821 100 011 Entomology, Junior First Year, 10 insects, from at least 8 orders.

821 100 021 Entomology, Junior Second and Third Year, 20 insects, from at least 10 orders.

821 100 012 Entomology, Intermediate First Year, 16 to 30 insects, at least 12 orders.

821 100 022 Entomology, Intermediate Second and Third Year, 36 insects, at least 12 orders.

821 100 013 Entomology, Senior First Year, 26-40 insects, at least 15 orders.

821 100 023 Entomology, Senior Second and Third Year, 50 insects from at least 15 orders.

Judging will be based on condition of specimens, mounting, labeling, attractiveness, correct number of specimens, correct identification and educational value of exhibit. Additional information is found in the Entomology Project Manual (4H3221LJuly 1995). Judging criteria are outlined on the Entomology Exhibit Score Card (821-01), available at the county Extension office or on the state 4-H website at:

<http://oregon.4h.oregonstate.edu/contest-materials-natural-science>.

Some of the orders have changed in Entomology by combining old orders or making new ones. Be sure to use the current order names for the insects check with the Extension office or go to the state 4-H website at:

<http://oregon.4h.oregonstate.edu/natural-science>. See the link to "UPDATE" under the heading First Year, next to the 4-H Entomology Manual (4H3221) for the updated "Insect Orders, Meanings, Common Names".

Recommended reference for entomology orders for labels of specimens, *Borror and Delong's Introduction to the Study of Insects 7th Edition* written by Charles A. Triplehorn and Norman F. Johnson. In the event of a discrepancy this reference will be considered the correct information source.

OTHER ENTOMOLOGY EXHIBITS

Note: Each exhibit piece must be labeled with the member's name, county and class number. First year exhibitors in an exhibit category may use insects collected in previous years. Succeeding years exhibits in the same exhibit category must include some insects collected in the current year.

821 100 511 Other Entomology Exhibits, First Year Junior Member, exhibit 10 to 20 different insects in the categories of beneficial insects, harmful insects, insects attracted to lights, soil insects, aquatic insects, forest insects, specialize in an insect order, garden insects, insect plant damage (Riker mount) or other educational display.

Note: Fill in blank in class number () with corresponding number for Junior, Intermediate or Senior.

- 1 Junior (10 to 20 different insects)
- 2 Intermediate (15 to 35 different insects)
- 3 Senior (no more than 50 different insects)
- 4 Club (two or more members working together)

821 100 52_ Other Entomology Exhibits, exhibit in categories of Insects attracted to lights; Garden insects; or Beneficial insects (e.g., pollinators or predators) NOTE: Honeybee topics should be entered as a Honeybee Exhibit; please see the exhibit description in the following section.

821 100 53_ Other Entomology Exhibits, exhibit in categories of Harmful insects (e.g., parasite, pest or disease); Insect plant damage (Riker mount); Specialize in an insect order

821 100 54_ Other Entomology Exhibits, exhibit in categories of Soil insects; Forest insects; Aquatic insects

821 100 55_ Other Entomology Exhibits, size: 30" wide, 24" deep (front to back) and 36" high. Examples could include experiments, surveys, photographs, life histories, purchased insects, etc.

821 100 56_ Other Entomology Exhibits, Spiders and other insect relatives exhibit. Exhibit can include a collection of spiders, centipedes, millipedes, ticks, mites, scorpions or a combination of insect relatives and/or an educational display about them. Examples for a display could include experiments, surveys, photographs, life histories, etc. Live spiders or insect relatives may not be displayed. Specimen Collections: should be a collection of identified labeled specimens in alcohol bottles fastened into a box. Exhibitors making a collection using alcohol bottles should follow the guidelines for insect specimens in the entomology manual. Educational displays may not exceed 30" in width, 24" deep (front to back), and 36" high.

Judging will be based on condition of specimens, mounting, labeling, including correct spelling of names, attractiveness, correct number of specimens, correct identification and educational value of exhibit. For those not applicable, such as insect plant damage and life histories, they may be mounted as Riker mounts. Follow instructions on page 18 in the 4-H Entomology Manual (4-H 3221) for Riker mounts. In addition, the collections should be labeled to explain their educational value and will be judged based on the scoring used for entomology exhibits Entomology Exhibit Score Card (40-605) and Educational Display check sheet (40-463) available from the county Extension office or on the state 4-H website at: <http://oregon.4h.oregonstate.edu/resources/materials>. Size dimensions are 30" wide, 24" deep, 36" high. Include explanation to the judge as outlined under Educational Display in fair book.

Some of the orders have changed in Entomology by combining old orders or making new ones. To be sure of the correct current order names for the insects in the collection, check with the Extension office or go to: <http://oregon.4h.oregonstate.edu/natural-science> for the updated "Insect Orders, Meanings, Common Names"

Recommended reference for Entomology orders for identification of specimens, *Borror and Delong's Introduction to the Study of Insects 7th Edition* written by Charles A. Triplehorn and Norman F. Johnson. In the event of a discrepancy this reference will be considered the correct information source.

Forestry

WHO MAY EXHIBIT

Junior, Intermediate and Senior members may make one or more exhibits - one mounted as a Forestry Specimen and one in each qualified Advanced Forestry exhibit class. Please refer to the 4-H Forestry Exhibit Requirements and Classes (4-H 33121). Note: Each exhibit must be labeled with the member's name, county and class number. Members who have previously been in 4-H forestry must exhibit all their mounts, but only the 5 new ones will be judged.

MOUNTED FORESTRY SPECIMENS

Tree and shrub specimens exhibited must be listed on the official forestry specimens list available in 4-H Forestry Exhibit Requirements and Classes (4-H 33121). For Seniors exhibiting wildflowers and ferns use the "Other Reference Texts" list. Intermediate and Senior members must use the Specimen Collection Site Analysis Sheet for each specimen collected. **In addition to the exhibit tag, each piece of an exhibit must be labeled on the back or bottom with the member's name, county, and exhibit class number. All parts of the display should be attached to one another in some way to keep the exhibit together as a unit.**

Some of the Family names have changed especially the flowering trees, shrubs and wildflowers as below:

Current Family Name on Approved Species List	Change to: according to Plants of the Pacific Northwest Coast Books
Pea Family (Leguminosae)	Pea Family (Fabaceae)
Sunflower Family (Compositae)	Aster Family (Asteraceae)
None of the other families have changed	

Recommended reference to check for current family names is *Plants of the Pacific Northwest Coast, Washington, Oregon, British Columbia and Alaska* compiled and edited by Jim Pojar and Andy MacKinnon

Junior Division

441 100 011 Forestry, Junior First Year, index, 5 mounts, all must be trees

441 100 021 Forestry, Junior Second & Third Year, index, 10 to 15 mounts, all must be trees. Only the index and 5 new mounts will be judged.

Intermediate & Senior Divisions

The number of mounts may vary depending on the number of years in the project. All mounts should be exhibited. The new mounts should be placed in front of the old mounts in the book. Only the index and 5 new mounts with site analysis sheets will be judged.

Intermediates new mounts may include trees and shrubs. Seniors new mounts may include trees, shrubs, ferns and wildflowers.

441 100 012 Forestry, Intermediate First Year, the number of mounts may vary from 5 to 20

441 100 022 Forestry, Intermediate Second & Third Year, the number of mounts vary from 10 to 30

441 100 013 Forestry, Senior First Year, the number of mounts may vary from 5 to 35

441 100 023 Forestry, Senior Second & Third Year, the number of mounts may vary from 10 to 45

ADVANCED FORESTRY EXHIBITS

These classes are open to Forestry members. Members may exhibit in one topic or make one exhibit by combining topics. Junior and Intermediate members exhibit 10 or more specimens; Senior members exhibit 15 or more specimens. All must have been collected in the current 4-H year.

441 200 511 Junior First Year Forestry Member, advanced exhibit. Topic includes cones, tree seeds, conks, damage specimens, bark, wood mounts, lumber mounts or other educational displays.

Note: Fill in blank in class number () with corresponding number for Junior, Intermediate or Senior. One exhibit per class number.

- 1 Junior
- 2 Intermediate
- 3 Senior
- 4 Club (two or more members working together)

- 441 200 52_ Advanced Forestry Exhibit, using one or combining the topics of cones, seeds and bark
- 441 200 53_ Advanced Forestry Exhibit, using one or combining the topics of conks and damage specimens
- 441 200 54_ Advanced Forestry Exhibit, using one or combining the topics of wood mounts and lumber mounts
- 441 200 55_ Advanced Forestry Exhibit, project display (i.e., management plans, tree farm maps, model camp sites, career opportunities, forestry concept or use your imagination to create your own display)

Exhibit may be flat board or three dimensional. Three dimensional display size maximum is 30" in length, 24" deep (front to back), and 36" high. The flat board maximum size is 22" by 28". Refer to guidelines in the "4-H Forestry Exhibit Requirements" (1998) for specific advanced forestry exhibit details. Include explanation to the judge as outlined under Educational Display in the fair book.

Educational Display exhibits are scored using the Educational Display Check Sheet (000-02), available at the county Extension office or on the state 4-H website at: <http://oregon.4h.oregonstate.edu/contest-materials-natural-science>.

Geology

At least 50% of the specimens must have been found by the exhibitor and at least five of the specimens collected during the current 4-H year. Put an asterisk on the label in front of the name of each specimen collected during the current 4-H year. The asterisk helps the judge determine if your display meets the criteria. Only the current 4-H year's specimens should have an asterisk. Polished or cut specimens must be exhibited under Geology Educational Display, with the exception of geodes specimens only which may be cut, but NOT POLISHED as part of a collection. Judging criteria are outlined on the Geology Exhibit Score Card (421-01), available at the county Extension office or on the state 4-H website at: <http://oregon.4h.oregonstate.edu/contest-materials-natural-science>

New requirement beginning in 2014: A SPECIMEN COLLECTION GEOLOGY SITE ANALYSIS SHEET is required for each specimen in Intermediate and Senior Geology collections. One sheet needs to be filled out for each of the **new** specimens collected for the current year. It is available on line at <http://oregon.4h.oregonstate.edu/natural-science>. Attach the completed sheets to the bottom of the collection box in an unsealed envelope for the judge to read at fair. **In addition to the exhibit tag, each piece of an exhibit must be labeled on the back or bottom with the member's name, county, and exhibit class number. All parts of the display should be attached to one another in some way to keep the exhibit together as a unit.**

See 4-H Geology Manual for further exhibit requirements

- 421 100 011 Geology, Junior First Year Member, 10 specimens
- 421 100 021 Geology, Junior Second and Third Year Member, 15 to 20 specimens
- 421 100 012 Geology, Intermediate First Year Member, 15 to 25 specimens
- 421 100 022 Geology, Intermediate Second and Third Year Member, 20 to 35 specimens
- 421 100 013 Geology, Senior First Year, 20 to 40 specimens
- 421 100 023 Geology, Senior Second and Third Year Member, 25 to 50 specimens

Project Display Exhibit relating to Geology could include polished, cut specimens, growing crystals, volcanoes, effects of weathering, geologic formations, time periods, etc. Educational display **may not exceed 30" in**

width, 24" deep (front to back) and 36" high. Include explanation to the judge as outlined under Educational Display in fair book.

- 421 200 011 Geology Project Display, Junior
- 421 200 012 Geology Project Display, Intermediate
- 421 200 013 Geology Project Display, Senior
- 421 200 014 Geology Project Display, Club (two or more members working together)

Score card for Geology Educational exhibit will be the Educational Display Check Sheet (000-02), available at the county Extension office or on the state 4-H website at: <http://oregon.4h.oregonstate.edu/fair-exhibit-and-contest-materials>

Recommended references for identification of specimens: *National Audubon Society Field Guide to Rocks and Minerals of North America* and *Dictionary of Geological Terms*, American Geological Institute, written by Robert L. Bates and Julia A. Jackson. Any identification of specimens using other sources is subject to disqualification by the judge.

Honeybee

WHO MAY EXHIBIT

Open to all 4-H members regardless of project enrollment.

HONEYBEE EDUCATIONAL DISPLAY

In addition to the exhibit tag, each piece of an exhibit must be labeled on the back or bottom with the member's name, county, and exhibit class number. All parts of the display should be attached to one another in some way to keep the exhibit together as a unit. Club exhibits are to be entered under the club name but must include the names of all members and leaders. This may be on a separate paper securely attached to the back of the exhibit. Club exhibits will receive one ribbon per exhibit.

Fill in the blank in the class number (__) with the corresponding number for Junior, Intermediate, Senior or Club.
821 200 00_ Honeybee Educational Display, an educational exhibit relating to honeybees.

- 1 Junior
- 2 Intermediate
- 3 Senior
- 4 Club

Exhibit: An educational exhibit relating to honeybees, honeybee keeping, honeybee products or honeybee information. It may not exceed 30" in width, 24" deep (front to back) and 36" high. **It may not include live bees.** Include an explanation to the judge as outlined under Education Display in the fair book.

Judging criteria are outlined on the 4-H Educational Poster/Display Score Sheet (40-463) available at the county Extension office or on the state 4-H website at <http://oregon.4h.oregonstate.edu/contest-materials-natural-science>.

Marine Science

In addition to the exhibit tag, each piece of an exhibit must be labeled on the back or bottom with the member's name, county, and exhibit class number. All parts of the display should be attached to one another in some way to keep the exhibit together as a unit.

A project exhibit relating to the marine environment. May be either salt water or fresh water. **May not exceed 30" in width, 24" deep (front to back), and 36" high.** Include explanation to the judge as outlined under Educational Display in fair book.

- 423 200 011 Marine Science, Junior First Year
- 423 200 021 Marine Science, Junior Second and Third Year
- 423 200 012 Marine Science, Intermediate First Year
- 423 200 022 Marine Science, Intermediate Second and Third Year
- 423 200 013 Marine Science, Senior First Year
- 423 200 023 Marine Science, Senior Second and Third Year
- 423 200 034 Marine Science, Club (two or more members working together)

Judging criteria are outlined on 4-H Educational Display Check Sheet (40-463), available at the county Extension office or on the state 4-H website at: <http://oregon.4h.oregonstate.edu/contest-materials-natural-science>.

Outdoor Science

In addition to the exhibit tag, each piece of an exhibit must be labeled on the back or bottom with the member's name, county, and exhibit class number. All parts of the display should be attached to one another in some way to keep the exhibit together as a unit.

A project exhibit relating to the out-of-doors. **May not exceed 30" in width, 24" deep (front to back), and 36" high.** Include an explanation of such things as: how to use exhibit, how made, where found, identify parts, etc., if appropriate to exhibit. Example: A birdhouse exhibit could include plans for making it, where it would be used, for what birds, an actual picture of where it will be used, etc.

- 451 200 011 Outdoor Science, Junior First Year
- 451 200 021 Outdoor Science, Junior Second and Third Year
- 451 200 012 Outdoor Science, Intermediate First Year
- 451 200 022 Outdoor Science, Intermediate Second and Third Year
- 451 200 013 Outdoor Science, Senior First Year
- 451 200 023 Outdoor Science, Senior Second and Third Year
- 451 200 034 Outdoor Science, Club

Judging criteria are outlined on 4-H Educational Display Check Sheet (40-463), available at the county Extension office or on the state 4-H website, <http://oregon.4h.oregonstate.edu/contest-materials-natural-science>.

SCIENCE, ENGINEERING AND TECHNOLOGY

Science

Open to all 4-H members regardless of project enrollment. The exhibit may be a poster or a three-dimensional display. Individual three-dimensional exhibits are limited in size to **48" wide (measured when lying flat), 24" deep (front to back), and 36" high.** Club exhibits are limited in size to **60" wide, 24" deep and 36" high.** Posters are limited in size to **30" by 24"**.

Exhibits may include pictures, models, diagrams and actual articles if they meet the safety standards listed below. Drawings or photos which are an essential part of the display should be firmly attached to the board. Loose materials like soil, bark or sand must be displayed in closed containers. **No books or notebooks will be accepted as part of the display. The following materials will not be allowed on the display for safety reasons: Living organisms- plants or animals, liquids, aerosol bottles or other pressurized gases, glass, hazardous substances, sharp items.**

Display (all parts) should be able to last the duration of the fair in good repair. An *Educational Display Exhibit Card* (000-01) must be attached to each exhibit. Judging criteria are outlined on the *4-H Science Investigation Display Evaluation Sheet* (840-100). Both are available from the county Extension office or the state 4-H website at <http://oregon.4h.oregonstate.edu/contest-materials-science-engineering-technology>.

Club exhibits are to be entered under the club name but must include the names of all members and leaders. This may be on a separate paper securely attached to the back of the exhibit. Club exhibit will receive one ribbon per exhibit.

Each piece of an exhibit must have name, county and class numbers securely attached to it. All parts of the display should be attached to one another in some way to keep the exhibit together as a unit. Single posters may be displayed by hanging or stapling to the wall. All other displays should be free standing. All information contained in the exhibit must be able to be viewed by the public by looking at the display.

840 100 001 Junior Science Investigation Display
840 100 002 Intermediate Science Investigation Display
840 100 003 Senior Science Investigation Display
840 100 004 Club Science Investigation Display

Description: The purpose of this type of exhibit is for members to communicate the processes and outcomes of a scientific investigation they design and conduct themselves. The display must include (1) a question or hypothesis, (2) an investigative procedure (What was done?), (3) the data collection or observation method (How was it collected/ observed), (4) a report of the data collected or observations made, (5) an analysis of the data collected or observations made (How do you interpret the data and evidence?), (6) a conclusion addressing the original question or hypothesis (Does the evidence support or refute your claim?). Intermediate and Senior Exhibits must include a data chart and a graph or other visual representation of the data.

Technology

In some cases, the exhibit may be a poster or a three-dimensional display. Individual exhibits are **limited in size to 30" wide, 24" deep (front to back), and 36" high**. **Club exhibits are limited in size to 60" wide, 24" deep and 36" high. Posters must not exceed 22" x 28"**.

AEROSPACE

In addition to the exhibit tag, each piece of an exhibit must be labeled on the back or bottom with the member's name, county, and exhibit class number. All parts of the display should be attached to one another in some way to keep the exhibit together as a unit. The one exception to this is the Rocketry Engineering Journal, which must be included with the Rocket display, but is not required to be attached to it.

Each exhibit must include the current year's edition of the appropriate Project Description for the exhibit form filled out neatly and securely attached to the exhibit. *4-H Project Description* sheets are posted at <http://oregon.4h.oregonstate.edu/contest-materials-science-engineering-technology>. Be sure to use the newest version of the Project Descriptions for each technology exhibit. Exhibitors should answer the description page carefully and in full sentences. This is the exhibitor's opportunity to tell the judge about their project. Judging Evaluations can be found at: <http://oregon.4h.oregonstate.edu/contest-materials-science-engineering-technology>. These provide valuable information to youth on creating their project displays.

Aerospace

Stage 2

851 100 010 Rocketry
851 100 020 Educational Poster - Aerospace

Stage 3

851 101 010 Rocketry
851 101 020 Educational poster - Aerospace

Stage 4

851 102 010 Rocketry
851 102 020 Education poster - Aerospace

Stage 2, Lift-off (Stage 1 is for Grades 1-3)

851 100 010 Rocketry

Description: An exhibit of a rocket made by the member from the Aerospace Adventures Stage 2 project kits and a Rocketry Engineering Journal. Rockets displayed in this class may only be made from the Estes Gnome™, Wizard™, or Mosquito™ rocket kits. Rockets included in a static display MUST be shown without engines or igniters. All the parts of the rocket and their function should be identified. Rocket components which must be included and labeled are body tube, nose cone, engine hook, fins, recovery system (streamer or tumble method), launch lug, engine mount, and shock cord. On the display, list any items required to launch the rocket and their function such as the launch system, igniters and recovery wadding. List the appropriate engine size(s) for your rocket and your level of experience. The exhibit will be judged on neatness of labels and workmanship.

See additional exhibit requirements, above, for Aerospace classes. Evaluation: Use Aerospace- Rocketry Evaluation available at: <http://oregon.4h.oregonstate.edu/contest-materials-science-engineering-technology>.

851 100 020 Educational Poster- Aerospace

An educational poster on any aerospace or aeronautics topic youth learned about in Aerospace Adventures, stage 2, except rockets. Display should demonstrate knowledge gained in one of these topics: space, kites, hot air balloons, weather or aerospace careers.

In some cases, the exhibit may be a poster or a three-dimensional display. Individual exhibits are **limited in size to 30" wide, 24" deep (front to back), and 36" high. Club exhibits are limited in size to 60" wide, 24" deep and 36" high.** Posters must not exceed 22" x 28". Judging criteria are outlined on the *4-H Education Display Check Sheet* (40-463) available from the county Extension office or the state 4-H website at <http://oregon.4h.oregonstate.edu/contest-materials-science-engineering-technology>.

Stage 3, Reaching New Heights

851 101 010 Rocketry

Description: An exhibit of a rocket made by the member from the Aerospace Adventures Stage 3 project kits and a Rocketry Engineering Journal. In Stage 3 the Rocketry Engineering Journal must include a rocket launch and flight report. Rockets displayed in this class may only be made from the Estes Monarch™, Alpha™, or Alpha III™ rocket kits. Rockets included in a static display MUST be shown without engines or igniters. All the parts of the rocket and their function should be identified. Rocket components which must be included and labeled are body tube, nose cone, engine hook, fins, recovery system (parachute), launch lug, engine mount, and shock cord. On the display, list any items required to launch the rocket and their function such as the launch system, igniters and recovery wadding. List the appropriate engine size(s) for your rocket and your level of experience. The exhibit will be judged on neatness of labels and workmanship.

See additional exhibit requirements, above, for Aerospace classes. Evaluation: Use Aerospace- Rocketry Evaluation available at: <http://oregon.4h.oregonstate.edu/contest-materials-science-engineering-technology>.

851 101 020 Educational poster - Aerospace

An educational poster on any aerospace or aeronautics topic youth learned about in Aerospace Adventures, stage 3, except rockets. Display should demonstrate knowledge gained in one of these topics: rocket stabilization methods, airplanes, helicopters, gliders, pilot training, kites, or aerospace careers.

In some cases, the exhibit may be a poster or a three-dimensional display. Individual exhibits are **limited in size to 30" wide, 24" deep (front to back), and 36" high. Club exhibits are limited in size to 60" wide, 24" deep and 36" high.** Posters must not exceed 22" x 28". Judging criteria are outlined on the *4-H Education Display Check Sheet* (40-463) available from the county Extension office or the state 4-H website at <http://oregon.4h.oregonstate.edu/contest-materials-science-engineering-technology>.

Stage 4, Pilot in Command

851 102 010 Rocketry

Description: An exhibit of a rocket made by the member from the Aerospace Adventures Stage 4 project kits and a Rocketry Engineering Journal. In Stage 4 the Rocketry Engineering Journal must include a rocket launch and flight report. Rockets displayed in this class may be made from the Estes Viking™ rocket kit, or other skill level 1 rocket kit where the member designs, constructs and tests the fin configuration. Rockets included in a static display MUST be shown without engines or igniters. All the parts of the rocket and their function should be identified. Rocket components which must be included and labeled are body tube, nose cone, engine hook, fins, recovery system (parachute), launch lug, engine mount, and shock cord. On the display, list any items required to launch the rocket and their function such as the launch system, igniters and recovery wadding. List the appropriate engine size(s) for your rocket and your level of experience. The exhibit will be judged on neatness of labels and workmanship.

See additional exhibit requirements, above, for Aerospace classes. Evaluation: Use Aerospace- Rocketry Evaluation available at: <http://oregon.4h.oregonstate.edu/contest-materials-science-engineering-technology>.

851 102 020 Education poster - Aerospace

An educational poster on any aerospace or aeronautics topic youth learned about in Aerospace Adventures, stage 4, except rockets. Display should demonstrate knowledge gained in one of these topics: construction and use of altitude tracker, pilot training requirements, aerospace science and technology, astronaut training, box kites, helicopters, or aerospace careers.

In some cases, the exhibit may be a poster or a three-dimensional display. Individual exhibits are **limited in size to 30" wide, 24" deep (front to back), and 36" high. Club exhibits are limited in size to 60" wide, 24" deep and 36" high.** Posters must not exceed 22" x 28". Judging criteria are outlined on the *4-H Education Display Check Sheet* (40-463) available from the county Extension office or the state 4-H website at <http://oregon.4h.oregonstate.edu/contest-materials-science-engineering-technology>.

GEOSPATIAL SCIENCE

In addition to the exhibit tag, each piece of an exhibit must be labeled on the back or bottom with the member's name, county, and exhibit class number. All parts of the display should be attached to one another in some way to keep the exhibit together as a unit.

Each exhibit must include the current year's edition of the appropriate Project Description for the exhibit form filled out neatly and securely attached to the exhibit. *4-H Project Description* sheets are posted at <http://oregon.4h.oregonstate.edu/contest-materials-science-engineering-technology>. Be sure to use the newest version of the Project Descriptions for each technology exhibit. Exhibitors should answer the description page carefully and in full sentences. This is the exhibitor's opportunity to tell the judge about their project. Judging Evaluations can be found at: <http://oregon.4h.oregonstate.edu/contest-materials-science-engineering-technology>. These provide valuable information to youth on creating their project displays.

In some cases, the exhibit may be a poster or a three-dimensional display. Individual exhibits are **limited in size to 30" wide, 24" deep (front to back), and 36" high. Club exhibits are limited in size to 60" wide, 24" deep and 36" high.** Posters must not exceed 22" x 28".

860 100 0__ GPS/GIS Exploring Spaces, Going Places

860 100 1__ GPS/GIS, Projects

860 101 5__ GPS/GIS, Map

Note: Fill in blank in class number (__) with one of the following numbers.

- 11 Junior, First year in this project area
- 21 Other Junior
- 12 Intermediate, First year in this project area
- 22 Other Intermediate
- 13 Senior, First year in this project area
- 23 Other Senior
- 34 Club Exhibit

860 100 0__ GPS/GIS Exploring Spaces, Going Places

Open **ONLY** to Juniors, Intermediates or Seniors who are in their first year in this project area.

Description: Using the Level 1 "Take Me on a Tour" activity, create a map showing four to six tour sites, geo-tools used to create the map, positional data for the sites, and information about the selected site.

See additional exhibit requirements, above, for Geospatial classes. Evaluation: Use GPS/GIS Mapping Projects
Evaluation available at: <http://oregon.4h.oregonstate.edu/contest-materials-science-engineering-technology>.

860 100 1__ Geospatial Science Project

Description: GPS or GIS Projects. Exhibit may be an exhibit, binder or presentation on a disk, CD or thumb/travel drive. Computer presentations should follow requirements for similar exhibits found in the Computer Project exhibit classes. Examples of displays include creating a Community Atlas, geography project, or project reports presented to a community meeting. A project entry should contain two or more maps. Maps may be either be informational or directional. Maps that are not created by the member(s) may be included but the source of the map must be clearly shown. The exhibit should describe how the member's project addresses an issue or solves a problem.

See additional exhibit requirements, above, for Geospatial classes. Evaluation: Use GPS/GIS Mapping Projects
Evaluation available at: <http://oregon.4h.oregonstate.edu/contest-materials-science-engineering-technology>.

860 101 1__ GPS/GIS, Map

Description: Exhibit will be one map. A map is a single product of data gathering, manipulation and presentation skills. Maps may be either be informational or directional. Maps can be computer generated or hand drawn. Multiple maps should be entered as a Geospatial Science Project exhibit.

See additional exhibit requirements, above, for Geospatial classes. Evaluation: Use Map Evaluation available at: <http://oregon.4h.oregonstate.edu/contest-materials-science-engineering-technology>.

COMPUTER

In addition to the exhibit tag, each piece of an exhibit must be labeled on the back or bottom with the member's name, county, and exhibit class number. All parts of the display should be attached to one another in some way to keep the exhibit together as a unit.

Each exhibit must include the current year's edition of the appropriate Project Description for the exhibit form filled out neatly and securely attached to the exhibit. *4-H Project Description* sheets are posted at <http://oregon.4h.oregonstate.edu/contest-materials-science-engineering-technology>. Be sure to use the newest version of the Project Descriptions for each technology exhibit. Exhibitors should answer the description page carefully and in full sentences. This is the exhibitor's opportunity to tell the judge about their project. Judging Evaluations can be found at: <http://oregon.4h.oregonstate.edu/contest-materials-science-engineering-technology>. These provide valuable information to youth on creating their project displays.

In some cases, the exhibit may be a poster or a three-dimensional display. Individual exhibits are **limited in size to 30" wide, 24" deep (front to back), and 36" high. Club exhibits are limited in size to 60" wide, 24" deep and 36" high.** Posters must not exceed 22" x 28".

These classes are open to all 4-H members without being enrolled in the 4-H computer project. See additional exhibit requirements, above, for Technology classes.

A print version of the program must be submitted unless otherwise noted in the class description below. Youth are responsible for submitting clear directions on how judges can access the files, read code and start programs. You may include a disk, CD or thumb/travel drive as part of your exhibit. If you do, all files must be compatible with use on a PC.

Value is placed on youth that can model the learning process, or show how their skills have increased while completing the project.

The youth exhibitor should identify a problem to solve or create a work application involving technology. Possible ideas might include: applying existing software programs to a 4-H project area, composing music, developing a game, drawing landscape scenes, designing buildings, publishing club newsletters, creating a website, editing a video, working with photographs, etc.

Online projects using Google applications or other Web 2.0 software are acceptable. Youth must make sure clear directions are given in the project explanation so the judges can find and access the project online. Website exhibits must be viewable online or on a disk, CD or thumb/travel drive.

Exhibits entered in the "Programming" class must be a program written, translated, or substantially (at least 30%) altered by the 4-H member. In the programming projects please submit a hard copy or thumb/travel drive for programs with excessive pages such as GameMaker software and working files so the judge can see the code. Submit a URL that points to the development software so it can be downloaded.

861 100 1__ Computer Software Application, Word Processing
861 101 1__ Computer Software Application, Excel/Spreadsheet
861 102 1__ Computer Software Application, Presentation Software
861 103 1__ Computer Software Application, Graphic Design/Digital Imaging
861 104 1__ Computer Software Application, Database Management
861 105 1__ Computer Software Application, Multimedia Projects
861 100 2__ Computer Programming
861 100 3__ Computer Hardware Design

Note: Fill in blank in class number (__) with one of the following numbers.

11 Junior, First year in this project area
21 Other Junior
12 Intermediate, First year in this project area
22 Other Intermediate
13 Senior, First year in this project area
23 Other Senior
34 Club Exhibit

861 100 1__ Computer Software Application, Word Processing
Description: Projects created by youth that show learning in the area of word processing. Project should be an original creation by the participant that shows their word processing skills.

See additional exhibit requirements, above, for Computer classes. Evaluation: Use Computer Software Application Evaluation available at: <http://oregon.4h.oregonstate.edu/contest-materials-science-engineering-technology>.

861 101 1__ Computer Software Application, Excel/Spreadsheet
Description: Projects created by youth that show learning in the area of spreadsheet design and usage. Project should be an original creation by the participant that shows their spreadsheet skills. Intermediate and Senior members are expected to have some formula usage in their project.

See additional exhibit requirements, above, for Computer classes. Evaluation: Use Computer Software Application Evaluation available at: <http://oregon.4h.oregonstate.edu/contest-materials-science-engineering-technology>

861 102 1__ Computer Software Application, Presentation Software

Description: Projects should be created by youth to show learning in the area of presentation design skills. Software can be any current presentation software including online versions like Google applications or voicethread.com. Project should be created by the participant to show their presentation design skills. Youth can also submit video clips of how the presentation was used. (For example: A video clip of the youth using the presentation in a group activity.)

See additional exhibit requirements, above, for Computer classes. Evaluation: Use Computer Software Application Evaluation available at: <http://oregon.4h.oregonstate.edu/contest-materials-science-engineering-technology>.

861 103 1__ Computer Software Application, Graphic Design/Digital Imaging

Description: Projects created by youth that show learning in the area of graphic design or digital imaging. Software can be any current presentation software including online versions. Project should be created by the participant to show their graphic design or digital imaging skills.

See additional exhibit requirements, above, for Computer classes. Evaluation: Use Computer Software Application Evaluation available at: <http://oregon.4h.oregonstate.edu/contest-materials-science-engineering-technology>.

861 104 1__ Computer Software Application, Database Management

Description: Projects created by youth that show learning in the area of database management. Project should be an original creation by the participant that shows their spreadsheet skills. Intermediate and Senior members are expected to have apply their projects to real world scenarios. Youth are responsible for submitting clear directions on how judges can access the files.

See additional exhibit requirements, above, for Computer classes. Evaluation: Use Computer Software Application Evaluation available at: <http://oregon.4h.oregonstate.edu/contest-materials-science-engineering-technology>.

861 105 1__ Computer Software Application, Multimedia Projects

Description: Projects created by youth that show learning in the area of Multimedia Projects. Software can be any current software including online versions. Project should be created by the participant to show their multimedia skills. In general, multimedia includes a combination of text, audio, still images, animation, video, or animation. Multimedia combines multiple content forms. Youth are responsible for submitting clear directions on how judges can access the files.

See additional exhibit requirements, above, for Computer classes. Evaluation: Use Computer Software Application Evaluation available at: <http://oregon.4h.oregonstate.edu/contest-materials-science-engineering-technology>.

861 100 2__ Computer Programming

Description: Projects created by youth that show learning in the area of programming. Project should be created by the participant to show their programming skills. Hard copy or travel/thumb drive (for programs with excessive pages, such as GameMaker software) of the program must be submitted. It is up to the youth to ensure the program will function or display at Fair. Youth are responsible for submitting clear directions on how judges can access the files. Submit information that allows a judge to look at the programming code in order to evaluate your work on the Computer Programming Project Description Form. If only an executable (compiled) product is submitted the project cannot be judged in the computer programming class.

See additional exhibit requirements, above, for Computer classes. Evaluation: Use Computer Programming Evaluation available at: <http://oregon.4h.oregonstate.edu/contest-materials-science-engineering-technology>.

861 100 3__ Computer Hardware Design

Description: Projects created by youth that show learning in the area of hardware. Project should be an original creation by the participant that shows their computer hardware skills. It is up to the youth to ensure the hardware and project will function or display at Fair. Intermediate and Senior members are expected to have apply their projects to real world scenarios. Youth are responsible for submitting clear directions on how judges can access the files.

See additional exhibit requirements, above, for Computer classes. Evaluation: Use Computer Hardware Evaluation available at: <http://oregon.4h.oregonstate.edu/contest-materials-science-engineering-technology>.

ROBOTICS

In addition to the exhibit tag, each piece of an exhibit must be labeled on the back or bottom with the member's name, county, and exhibit class number. All parts of the display should be attached to one another in some way to keep the exhibit together as a unit.

Each exhibit must include the current year's edition of the appropriate Project Description for the exhibit form filled out neatly and securely attached to the exhibit. *4-H Project Description* sheets are posted at <http://oregon.4h.oregonstate.edu/contest-materials-science-engineering-technology>. Be sure to use the newest version of the Project Descriptions for each technology exhibit. Exhibitors should answer the description page carefully and in full sentences. This is the exhibitor's opportunity to tell the judge about their project. Judging Evaluations can be found at: <http://oregon.4h.oregonstate.edu/contest-materials-science-engineering-technology>. These provide valuable information to youth on creating their project displays.

In some cases, the exhibit may be a poster or a three-dimensional display. Individual exhibits are **limited in size to 30" wide, 24" deep (front to back), and 36" high. Club exhibits are limited in size to 60" wide, 24" deep and 36" high.** Posters must not exceed 22" x 28".

- 863 102 1__ Education poster- Robotics Level 1
- 863 102 2__ Education poster- Robotics Level 2
- 863 102 3__ Education poster- Robotics Level 3
- 863 103 1__ Robotics/ Lego Robotics

Note: Fill in blank in class number (__) with one of the following numbers.

- 11 Junior, First year in this project area
- 21 Other Junior
- 12 Intermediate, First year in this project area
- 22 Other Intermediate
- 13 Senior, First year in this project area
- 23 Other Senior
- 34 Club Exhibit

863 102 1__ Education poster- Robotics Level 1

An educational poster on any robotics topic youth learned about in Junk Drawer Robotics, Level1, Give Robots a Hand, addressing the theme robotic arms, hands and grippers.

In some cases, the exhibit may be a poster or a three-dimensional display. Individual exhibits are **limited in size to 30" wide, 24" deep (front to back), and 36" high. Club exhibits are limited in size to 60" wide, 24" deep and 36" high.** Posters must not exceed 22" x 28". Judging criteria are outlined on the *4-H Education Display Check Sheet* (40-463) available from the county Extension office or the state 4-H website at <http://oregon.4h.oregonstate.edu/contest-materials-science-engineering-technology>.

863 102 2__ Education poster- Robotics Level 2

An educational poster on any robotics topic youth learned about in Junk Drawer Robotics, Level 2, Robots on the Move, addressing the theme moving, power transfer and locomotion.

In some cases, the exhibit may be a poster or a three-dimensional display. Individual exhibits are **limited in size to 30" wide, 24" deep (front to back), and 36" high. Club exhibits are limited in size to 60" wide, 24" deep and 36" high.** Posters must not exceed 22" x 28". Judging criteria are outlined on the *4-H Education Display Check Sheet* (40-463) available from the county Extension office or the state 4-H website at <http://oregon.4h.oregonstate.edu/contest-materials-science-engineering-technology>.

863 102 3__ Education poster- Robotics Level 3

An educational poster on any robotics topic youth learned about in Junk Drawer Robotics, Level 3, Mechatronics, addressing the theme the connection between mechanical and electronic elements.

In some cases, the exhibit may be a poster or a three-dimensional display. Individual exhibits are **limited in size to 30" wide, 24" deep (front to back), and 36" high. Club exhibits are limited in size to 60" wide, 24" deep and 36" high.** Posters must not exceed 22" x 28". Judging criteria are outlined on the *4-H Education Display Check Sheet* (40-463) available from the county Extension office or the state 4-H website at <http://oregon.4h.oregonstate.edu/contest-materials-science-engineering-technology>.

863 103 1__ Robotics / Lego Robotics

Description: Project should involve youth created robots. They can be created from kits or from miscellaneous parts. All robots will be returned after fair. More weight is given for youth designed projects. Robot and full description of what it is meant to accomplish must be submitted. Robots will be judged on structural stability, creativity, functionality. Youth are responsible for submitting clear directions on how judges can access the files and make robot function.

See additional exhibit requirements, above, for Robotics classes. Evaluation: Use Robotic Evaluation available at: <http://oregon.4h.oregonstate.edu/contest-materials-science-engineering-technology>.

Engineering

ELECTRICITY

Exhibits will be any of the articles included in the project manuals that show skills learned in the project. **In addition to the exhibit tag, each piece of an exhibit must be labeled on the back or bottom with the member's name, county, and exhibit class number. All parts of the display should be attached to one another in some way to keep the exhibit together as a unit.** To qualify for judging, an *Electric Energy Explanation Card* must be attached. Forms are available at the county Extension offices and at the state 4-H website: <http://oregon.4h.oregonstate.edu/contest-materials-science-engineering-technology>.

Intermediates and seniors must include a schematic diagram. The exhibit may be a poster or a three-dimensional display. Individual exhibits are **limited in size to 30" wide, 24" deep (front to back), and 36" high. Club exhibits are limited in size to 60" wide, 24" deep and 36" high.**

Classes will be divided into the following groups:

- 862 100 001 Electricity, Junior
- 862 100 002 Electricity, Intermediate
- 862 100 003 Electricity, Senior

Mechanical Science

You may enter ATV, automotive, bicycles, handyman, small engines, snowmobile, etc., projects in the Educational Display classes found in the Communications section of the fair book.

WOOD WORKING

In each class, the exhibit shall be one article or pair of articles made of wood by the 4-H member. Completed "Woodworking Explanation Card" 871-02 is required to qualify the exhibit for judging. Judging criteria are outlined on 4-H Woodworking Exhibit Score Card (871-01), available at the county Extension office or on the state 4-H website at: <http://oregon.4h.oregonstate.edu/contest-materials-science-engineering-technology>.

871 100 001 Woodworking, Junior
871 100 002 Woodworking, Intermediate
871 100 003 Woodworking, Senior

TRACTOR

In each class the exhibit shall be an educational exhibit which will show or illustrate what the member has learned. Include an explanation telling: (a) how the exhibit was made or what was done in the project; (b) operating instructions (if appropriate); and (c) what the member learned by the doing the project. **Explanations are required** to qualify the exhibit for judging.

881 100 001 Junior
881 100 002 Intermediate
881 100 003 Senior

CLUB ENTRIES

1. All club entries will be made on the entry form provided, and all club entries will be made by June 19, 2015. Clubs may enter as many different club displays or classes as possible, but may enter each contest only once.
2. Use the following Class Numbers and Descriptions to enter all Club Exhibits:

741 000 004 **Dairy Club Herd** - Five animals, registered or grade, any age, any breed, owned by three or more members of the same club. All animals must have been shown in conformation classes.

791 000 004 **Dairy Goat Club Herd** - Five animals, registered or grade, any age, any breed, owned by three or more members of the same club. All animals must have been shown in conformation classes.

793 000 004 **Pygmy Goat Club Herd** - Five animals, any age and variety, owned by three or more members of the same club. All animals must have been shown in conformation classes.

794 000 004 **Fiber Goat Club Herd** - Five animals, any age and variety, owned by three or more members of the same club. All animals must have been shown in conformation classes.

795 000 004 **Meat Goat Club Herd** - Five animals, any age and variety, owned by three or more members of the same club. All animals must have been shown in conformation classes.

721 000 004 **Beef Club Herd** - Five animals, any age, any breed, registered or grade, owned by three or more members of the same club. All animals must have been shown in conformation classes.

771 000 004 **Sheep Club Flock** - Five animals, registered or grade, any age, any breed, owned by three or more members of the same club. All animals must have been shown in conformation classes.

781 000 004 **Swine Club Herd** - Three females, any age, any breed, registered or grade, owned by two or more members of the same club. All animals must have been shown in conformation classes.

751 000 004 **Horse Groom Squad** - A Team of 4 members will work together to groom and show a horse that has not been cleaned for show. **Entries will be taken from Horse Clubs only.**

751 000 044 **Horse Parade Judging**

532 000 004 **Tractor Club Display** - Club members will work together to create an informational display that follows the same criteria as the individual entries. For more information, refer to the Engineering section of the Class Numbers and Descriptions. **Entries will be taken from Tractor Clubs only.**

534 000 004 **Bicycle Club Display** - Club members will work together to create an informational display that follows the same criteria as the individual entries. For more information, refer to the Engineering section of the Class Numbers and Descriptions. **Entries will be taken from Bicycle Clubs only.**

861 000 004 **Computer Club Display** - Club members will work together to create an informational display that follows the same criteria as the individual entries. For more information, refer to the Engineering section of the Class Numbers and Descriptions. Entries will be taken from any Club.

- 520 000 004 **Health Club Display** - Club members will work together to create an informational display that follows the same criteria as the individual entries. For more information, refer to the Health section of the Class Numbers and Descriptions. Entries will be taken from any Club.
- 110 000 004 **Club Community Service Award** - All 4-H Clubs may submit one display showing the club's community pride projects throughout the preceding 12 months. The entry can be photos (with captions), a written report and/or other display. Maximum size is 60" wide, 24" deep, and 36" high. Entries will be judged on originality, neatness, organization, evidence of participation by all club members and how well the project met a real community need.
- 241 000 004 **Club Activity Photo Contest** - All 4-H Clubs may submit one entry, showing through pictures, the activities of the club throughout the current 4-H year. Entries should consist of pictures (either black and white or colored) and captions which are large enough and dark enough to be read a few feet away. Maximum size is 60" wide, 24" deep, and 36" high. Entries will be judged on educational value to the public, complete information, creativity, neatness and readability. The display must be put together by the club members. Photography may be the work of club members and adults.
- 612 000 004 **Special project:** Funded with grant dollars. Clubs or special groups are encouraged to present information about special projects or activities that have been funded with grant dollars. Any topic may be highlighted, and credit should be given the donor or donors of the special money. An indication of the impact the program has created will be of importance to the public.

CONTESTS

PRESENTATIONS

These guidelines are to be used for Presentations in all project areas.

Judging criteria are outlined on the Oregon 4-H Presentation Evaluation sheets for Demonstrations and Illustrated Talks (211-001); Public Speaking (211-002) and Impromptu Speaking (211-003) available at the county Extension office and on the state 4-H website at: <http://oregon.4h.oregonstate.edu/fair-exhibit-and-contest-materials>

GENERAL INFORMATION

1. 4-H Presentation divisions include demonstrations, illustrated talks, public speeches, and impromptu speeches.
2. Members may have **no more than two total entries**, one entry per class as long as the subject matter is different for each.
3. All contestants will be interviewed by the judge at the conclusion of their presentation.
4. Contestants must sign up for a time slot to give their presentation. (Three presentations are scheduled each hour with the order to be determined at the contest.)

DEMONSTRATIONS & ILLUSTRATED TALKS

A demonstration shows how to do something. There is a finished product at the end.

An illustrated talk is a way to share information with the use of visual aids.

1. Topic may be anything the member wants to share with others.
2. A member may not present the same topic more than once at the county and State Fair.
3. Teams will consist of two members. If one team member is a senior and the other an intermediate, the presentation should be entered in the senior division.
4. Each team or individual will have time to set up, present, and clear the area. The actual presentation should be between 10 and 15 minutes in length.
5. 4-H members must furnish all supplies and equipment required except for a table, easel, computer, and projector. If other special equipment is needed, contact the 4-H office prior to fair.
6. The use of notes is permitted. However, the excessive use of notes may be counted against the contestant at the judge's discretion.

7. During the presentation, contestants should introduce themselves by name, county, and topic.
8. Contestants should cite their major references at the conclusion of their presentation. (Citing references is not included in the time.)
9. Anyone may ask questions of the contestant.

211 600 011 Demonstration, Individual, Junior
 211 600 012 Demonstration, Individual, Intermediate
 211 600 013 Demonstration, Individual, Senior
 211 600 022 Demonstration, Team, Intermediate
 211 600 023 Demonstration, Team, Senior

211 601 011 Illustrated Talk, Individual, Junior
 211 601 012 Illustrated Talk, Individual, Intermediate
 211 601 013 Illustrated Talk, Individual, Senior
 211 601 022 Illustrated Talk, Team, Intermediate
 211 601 023 Illustrated Talk, Team, Senior

PUBLIC SPEECHES

A public speech can be informational or persuasive. No visual aids may be used.

1. Topic may be anything the member wants to share with others.
2. A member may not present the same topic more than once at the County or State Fair.
3. Speeches should be between 7 and 10 minutes in length.
4. The use of notes is permitted. However, the excessive use of notes may be counted against the contestant at the judge's discretion.
5. During the speech, contestants should introduce themselves by name, county, and topic.
6. Contestants should cite their major references at the conclusion of their speech. (Citing references is not included in the time.)
7. Anyone may ask questions of the contestant.

211 602 011 Public Speaking, Junior
 211 602 012 Public Speaking, Intermediate
 211 602 013 Public Speaking, Senior

IMPROMPTU SPEAKING

The presenter must compose and deliver a speech with no prior preparation.

1. Contestants will draw topics at random.
2. Once contestants draw a topic, they will have five minutes to prepare before they begin their speech. The contestant may write notes on one 3 x 5 inch notecard which will be provided.
3. The speech should be 3 to 5 minutes in length.
4. During the speech, contestants should introduce themselves by name, county, and topic.
5. No questions may be asked at the conclusion of the speech.

211 603 011 Impromptu Speaking, Junior
 211 603 012 Impromptu Speaking, Intermediate
 211 603 013 Impromptu Speaking, Senior

ANIMAL SCIENCE CONTESTS

A schedule of contest dates and times will be available at the beginning of fair. Please enter all contests on the entry forms available at the Davenport 4-H building. Include all club entries on the club exhibit entry form.

“Animal” Scavenger Hunt

Contest instructions:

1. Each member or team will draw a theme for the contest (not necessarily the fair theme).
2. Members need to be enrolled in 4-H, but can borrow an animal to use for the contest.
3. Members will have one hour to “scavenge” up supplies and decorate their animal to the theme.
4. Member must “hunt” for contest decorations on the fairgrounds.
5. Contest is judged on use of props scavenged and adherence to the theme. The theme will be announced at the beginning of the contest.
6. Criteria: 50% for theme, 30% for use of scavenged items, and 20% for presentation of the animal.

Class Number:

771 700 001 Animal Scavenger Hunt

Animal Judging & Identification

LIVESTOCK JUDGING CONTEST

1. This contest is an individual contest open to any 4-H member.
2. Contestants will be asked to place classes of various ages in each of these animal species: beef, dairy, goats, sheep and swine.
3. Contestants will be asked to identify and/or place classes of feed grain and hay, and/or identify cuts of meat.
4. Contestants will be asked to identify equipment used to handle livestock.

Class Numbers:

700 900 001 Meat Animal Judging Contest, Junior Member
700 900 002 Meat Animal Judging Contest, Intermediate Member
700 900 003 Meat Animal Judging Contest, Senior Member

LLAMA JUDGING CONTEST

1. This is an individual contest open to any 4-H member.
2. Contestants will be asked to judge conformation and/or performance classes.

Class Numbers:

799 900 001 Llama Judging Contest, Junior Member
799 900 002 Llama Judging Contest, Intermediate Member
799 900 003 Llama Judging Contest, Senior Member

DOG JUDGING CONTEST

1. This is an individual contest open to any 4-H member.
2. Contestants will be asked to judge a dog obedience and/or showmanship class, identify equipment used for handling dogs, identify breeds of dogs, parts of the dog, and insects or parasites that affect dog health.

Class Numbers:

763 900 001 Dog Judging Contest, Junior Member
763 900 002 Dog Judging Contest, Intermediate Member
763 900 003 Dog Judging Contest, Senior Member

RABBIT & CAVY JUDGING CONTEST

1. This is an individual contest open to any 4-H member.
2. Contestants will judge a variety of breeds of rabbits and cavies, and present written or oral reasons.
3. Contestants will also identify equipment used in the handling of rabbits and cavies parts of the rabbit and cavy, common health problems and will evaluate production records.

Class Numbers:

- 761 900 001 Rabbit & Cavy Judging Contest, Junior Member
761 900 002 Rabbit & Cavy Judging Contest, Intermediate Member
761 900 003 Rabbit & Cavy Judging Contest, Senior Member

POULTRY & PIGEON JUDGING CONTEST

1. This is an individual contest open to all 4-H members.
2. Contestants will be asked to judge classes of pigeons, chickens, ducks, geese or turkeys, eggs, and give oral and/or written reasons.
3. Contestants will also be asked to identify breeds of chickens and pigeons and label parts of each.

Class Numbers:

- 731 900 001 Poultry & Pigeon Judging Contest, Junior Member
731 900 002 Poultry & Pigeon Judging Contest, Intermediate Member
731 900 003 Poultry & Pigeon Judging Contest, Senior Member

CLEAN HORSE CONTEST

Class Number:

- 751 700 004 One member will be selected from a random drawing to represent each club. The purpose of the contest is to encourage all members to maintain well groomed horses throughout the fair. The judging will be done with limited notice, and contestants must be ready for show within 5 minutes of the announcement. An alternate may be selected to represent a club, if the other member is not available to show. Show halter and lead may replace the stall halter and rope. No last minute grooming is to be done. Judging will be based on cleanliness and grooming only.

4-H KNOWLEDGE BOWL CONTEST

Note: Contest details will be available at fair.

1. This is a club event, open to any 4-H club with exhibits at the fair.
2. The contest will be held during fair week.

Class Number:

- 701 700 004 Knowledge Bowl Contest, Club Entry (use the same number for all members' entries).

4-H CLUB MILK DRINKING CONTEST

1. This is a club event, open to any 4-H club with exhibits at the fair.
2. The contest is a relay, which includes running and milk drinking.
3. Clubs may enter as many teams of 5 as they want.
4. The contest will be held during fair week.

Class Number:

- 701 710 004 Milk Drinking Contest, Club Entry (use the same number for all teams entered in the contest).

NATURAL SCIENCES CONTESTS

NATURAL SCIENCES IDENTIFICATION CONTEST

1. This is an individual event, open to any 4-H member.
2. Contestants will identify 30 to 50 animals, plants and mineral specimen by common name.
3. The contest may include living and mounted specimens, shells, skins, pictures, tracks, and other identifiable items.
4. The contest will be held at the fairgrounds during fair.

Class Numbers:

411 700 001 Natural Sciences Identification Contest, Junior member
411 700 002 Natural Sciences Identification Contest, Intermediate member
411 700 003 Natural Sciences Identification Contest, Senior member

FORESTRY IDENTIFICATION CONTEST

1. This is an individual event, open to any 4-H member.
2. Contestants will be asked to identify specimens collected from a variety of trees and shrubs.
3. The contest may include any part of the tree or shrub, including cones, berries or bark.
4. The contest will be held at the fairgrounds.

Class Numbers:

441 700 001 Forestry Identification Contest, Junior Member
441 700 002 Forestry Identification Contest, Intermediate Member
441 700 003 Forestry Identification Contest, Senior Member

OFF THE RACK CLASS OF FASHION REVUE- COUNTY ONLY CLASS

For those who would like even more of a challenge, we offer an Off the Rack class. 4-H members enrolled in any project may enter this class. This is an opportunity for you to present an outfit or ensemble to the public and be evaluated on your presentation. Items may be from your closet, borrowed from friends and family, or purchased from a yard sale or thrift store. Accessories are encouraged. Total cost of purchased clothing and accessories must be **\$10.00 or less**. Participants must pre-register for a judging time slot on Wednesday, July 15. The public revue will be Tuesday, July 21 at 7:00 pm. Participants will bring their garments with them the day of judging. Participants must also bring a completed **Off the Rack Fashion Revue information card, photo of the garment being worn, and a typed commentary (100-150 words)**. The typed commentary should be on a regular 8.5" x 11" sheet of paper. Judging criteria are outlined on the *Ready-to-Wear Fashion Revue Score Card* (320-07) available at the Extension office or online at the state 4-H website.

Fashion Revue – Off The Rack

320 600 031 Junior

320 600 032 Intermediate

320 600 033 Senior

CLOTHING SKILLS CONTEST- COUNTY ONLY CLASS

Contestants must enter in the skill level which they are currently enrolled. Skill Levels entered must be ones they have used in the construction of their projects for this year. Contestants will furnish own sewing equipment (scissors, pins, etc.), thread and zippers. Sewing machines, fabric, and instructions will be provided. One-half hour will be allowed per contest. This contest will be held on Wednesday, July 15, 2015.

- 320 700 100 Skill Level 1 - Machine stitching without thread. Demonstrate ability to operate machine by sewing on a straight line, stopping machine, and pivoting at a corner. Paper exercise sheet will be provided.
- 320 700 200 Skill Level 2 - Make a two inch hem on a straight piece of fabric (12" long by 6" wide), showing knowledge of the following skills: measuring, pressing, clean-finished edge, pinning, straight machine stitching, and machine knot.
- 320 700 300 Skill Level 3 - Sew a facing to a neckline showing knowledge of the following skills: stay-stitching, seam finish, grading, clipping, and understitching curved seams.
- 320 700 400 Skill Level 4 - Hem by hand a section of a skirt, choosing an appropriate finish for the fabric provided.
- 320 700 500 Skill Level 5 - Put a zipper for a side placket in a skirt using the lapped application method.
- 320 700 600 Skill Level 6 - Construct a collar with interfacing showing knowledge of the following skills: grading, clipping, notching, understitching, and pressing.
- 320 700 700 Skill Level 7 - Put in a set-in sleeve.
- 320 700 800 Skill Level 8 - Adjust gathers to fit a waistband, finish the waistband and complete the ends with some type of closure such as button and buttonhole or hook and eye.
- 320 700 900 Skill Level 9 - Make a bound buttonhole.

KNITTING SKILLS CONTEST- COUNTY ONLY CLASS

Participants must be enrolled in the knitting project. Participants will furnish needles and yarn, also blocking board and material. Instructions are available at the Extension office for practice and will be given by the judge at the time of the contest. This contest will be held on Wednesday, July 15, 2015.

- 360 700 010 Knitting Skills Contest, Phase 1
- 360 700 020 Knitting Skills Contest, Phase 2
- 360 700 030 Knitting Skills Contest, Phase 3
- 360 700 040 Knitting Skills Contest, Phase 4
- 360 700 050 Knitting Skills Contest, Phase 5
- 360 700 060 Knitting Skills Contest, Phase 6
- 360 700 070 Knitting Skills Contest, Phase 7

CROCHETING SKILLS CONTEST- COUNTY ONLY CLASS

Participants must be enrolled in the crocheting project. Participants will furnish crochet hook and yarn. Instructions are available at the Extension office for practice and will be given by the judge at the time of the contest. This contest will be held on Wednesday, July 15, 2015.

- 370 700 010 Crocheting Skills Contest, Phase 1
- 370 700 020 Crocheting Skills Contest, Phase 2
- 370 700 030 Crocheting Skills Contest, Phase 3
- 370 700 040 Crocheting Skills Contest, Phase 4
- 370 700 050 Crocheting Skills Contest, Phase 5
- 370 700 060 Crocheting Skills Contest, Phase 6

CLOTHING JUDGING CONTEST- COUNTY ONLY CLASS

Entrants will judge classes focusing on wardrobe selection, fabric selection, construction skills, and garment care. This contest will be held Monday through Wednesday, July 13th-15th, 2015.

- 320 900 001 Clothing Judging Contest, Junior
- 320 900 002 Clothing Judging Contest, Intermediate
- 320 900 003 Clothing Judging Contest, Senior

FOODS AND NUTRITION JUDGING CONTEST- COUNTY ONLY

Entrants will judge classes focusing on basic nutrition, food safety, food preparation principles and consumer skill. This contest will be held Monday through Wednesday, July 13th-15th 2015.

- 511 900 001 Foods/Nutrition Judging Contest, Junior
- 511 900 002 Foods/Nutrition Judging Contest, Intermediate
- 511 900 003 Foods/Nutrition Judging Contest, Senior

JUNIOR FOODS CONTESTS- COUNTY ONLY CLASS

Participants must be currently enrolled in the Foods project and were 9, 10 or 11 years old as of Sept. 1, 2014. Juniors may enter no more than **one** food prep contest.

Each contestant must bring all the ingredients, utensils, and any specialized equipment he or she will need to prepare and serve the food. Sink, range, microwave oven, and a work table will be provided. Each contestant will be responsible for the clean-up of his/her own work area, and this will be considered by the judge in his/her total score. Contestants will also be judged on food preparation skills, the finished product, and their knowledge of the nutritional contribution of the product. A copy of the recipe(s) used should be given to the judge at the beginning of the contest. Contestants will serve a sample of the finished product to the judge. Serving plates and silverware must be provided for the judge. Paper plates and plastic utensils will be available if the contestant wishes to provide samples to other participants and observers. One hour will be provided each contestant for the following food preparation contests, unless otherwise stated in the class description.

- 511 601 001 Milk Contest - Prepare a dish that includes at least one cup of milk. This can be a main dish, salad, vegetable, dessert, bread, cereal, or beverage. The milk can be fresh, dry, or evaporated. Any method or recipe is acceptable.
- 511 602 001 Nutritious Breakfast Dish - Prepare a nutritious breakfast dish that includes one or more of the basic food groups. To qualify for the dairy award, dish must contain a dairy product.
- 511 603 001 Muffin Baking Contest - Mix from scratch and bake a pan of muffins. Members may use any recipe and type of flour.
- 511 604 001 Nutritious Sandwich - Prepare a nutritious sandwich that includes two or more of the basic food groups. It is desirable to prepare a sandwich that would show measuring and mixing skills. Sandwich may be hot or cold.
- 511 605 001 Nutritious Snack - Prepare one batch of a nutritious snack that includes foods from one or more of the basic food groups.
- 511 606 001 Mini Breakfast Contest - Plan and prepare two dishes (one recipe or batch of each food) as a part of a breakfast menu. Include two or more of the basic food groups. Ninety minutes will be allowed for preparation and clean-up. Display foods in a serving container and display one place

setting appropriate for the meal. Contestants must present a booklet to the judge containing the menu and recipes, an itemized cost of the recipes prepared, and a task sequence.

511 607 001 Junior Member Measuring Contest - Members will measure a variety of common ingredients, using supplies provided by the judge. Accuracy, sanitation and safety will be evaluated.

OUTDOOR COOKERY CONTEST- COUNTY ONLY CLASS

Each participant is required to prepare only one outdoor cookery main dish. A second food can be prepared, but if it requires cooking it should use the same heat source as the main dish.

The following items apply to both the intermediate and senior division:

1. Participants will prepare their food outdoors. Outdoor fires must be in a self-contained unit.
2. Contestants should provide all their own equipment and ingredients. Preparation tables and a water source will be provided.
3. Contestants will have two hours for set-up, preparation, and cleanup. Additional time needed to get the fire ready will not be considered part of the two hours.
4. Contestants should prepare 1 recipe, 1 batch, etc. of the main dish. No fixed number of servings is required. The use of alcoholic beverages is not permitted.
5. The food prepared must be accompanied by a poster with the recipe of the food item being prepared. The size of the poster must be not less than 14" x 22" and easy to hang from a table or mount on an easel. Printing on the poster should be easily read by the public. Contestants will serve samples of food to the judge and the public. Paper plates and utensils will be provided.

Contestants must provide the judge with a "Judges Information Form" available from the county Extension office or at, <http://oregon.4h.oregonstate.edu/fair-exhibit-and-contest-materials>

515 601 001 Junior Outdoor Cookery Contest - Build a fire of wood or charcoal and prepare, cook, and serve a nutritious food. Provide a place setting appropriate for the food. Table and water will be furnished. One hour allowed for fire building and food prep. Additional clean-up time will be available if needed.

515 700 002 Outdoor Cookery, Intermediate

515 700 003 Outdoor Cookery, Senior

515 796 862 Outdoor Cookery, Champion Intermediate Outdoor Cookery using Pork** \$5.00

515 796 863 Outdoor Cookery, Champion Senior Outdoor Cookery using Pork** \$5.00

** Donor Oregon Pork Producers, Gayle Burke, P O Box 549, Newberg, OR 97132

FOOD PREPARATION

"Foods of the Pacific Northwest"

Participants must be enrolled in the Foods / Nutrition project. Each participant must prepare **one** food product. Judging criteria are outlined in the newly revised 4-H Food and Nutrition Contest Score Sheet (40-457), available at the county Extension office or at: <http://oregon.4h.oregonstate.edu/fair-exhibit-and-contest-materials>. There are two divisions in the contest, Intermediate and Senior. The following items apply to each division and class:

1. Participants will have one hour (start to finish) for set-up, preparation, and cleanup. Participants must provide all ingredients and equipment except range, microwave oven, and refrigerator.
2. Participants should prepare one recipe, one batch, etc., of the food product using at least two ingredients representative of the Pacific Northwest. Participants should select a food product that can be prepared within the time limit. **For food safety finished dishes prepared at home may not be brought and served at fair. Only yeast products which require proofing will be allowed extra time.** Proofing time is done with members out of the kitchen. Participants should not prepare the same recipe more than one year.
3. The use of alcoholic beverages that would be unlawful for a minor to purchase or possess is not permitted.
4. The food prepared must be displayed on a serving platter or tray, or in a dish, bowl, basket, etc. Participants must also display one place setting of the table service which would be used in serving the food at a meal (include plates, tableware, napkin, glasses, tablecloth, placemat, or whatever is appropriate). A table will be available for each display. A centerpiece may be included if the participant wishes, but is not required.

5. Participants will serve samples of the food to the judge and the public. Paper plates and plastic utensils will be provided.
6. **Participants must provide the judge with a “Judges Information Form,”** available from the Extension office or at <http://oregon.4h.oregonstate.edu/fair-exhibit-and-contest-materials>. The judge will ask questions regarding the Pacific Northwest food used, i.e., nutritive value, region produced, or season when most plentiful.
7. **All participants must provide a poster (approximately 24” x 30”) of the recipe to display in the preparation area. Please include 4-H member’s name, county and contest name on the poster.**
8. Participants are expected to leave the kitchen clean. This will be part of the judge’s evaluation.

Classes

- 511 601 012 Intermediate, One food product chosen from: Fruit or Vegetable Dish, Salad, Sandwich, Grain Product, Yeast Product, Dairy Product, Main Dish
- 511 601 013 Senior, One food product chosen from: Fruit or Vegetable Dish, Salad, Sandwich, Grain Product, Yeast Product, Dairy Product, Main Dish

IRON CHEF

In this competition teams compete in head to head battles to find out whose cuisine will reign supreme in a battle involving a secret ingredient. Contestants will be interviewed throughout the competition.

1. Participants will have 60 minutes to complete two dishes (i.e. appetizer, soup, salad, main entrée, dessert).
2. The contest kitchen will provide the mystery ingredient, range, microwave oven and refrigerator. Participants must provide all other ingredients, recipes, individual serving dishes for judges and equipment.
3. Each course should emphasize/showcase the mystery ingredient.
4. Team should prepare and plate 4 servings of each dish for the 4 judges. Samples will not be served to the public unless there is extra. Pay special attention to portion sizes; judges will be eating multiple dishes so portions should be petite.
5. Teams must be registered to participate 2 weeks before the contest.
6. The names of two possible mystery ingredients will be given to the team two weeks prior to the contest. The actual mystery ingredient will be announced to the judges and team just prior to entering the kitchen.
7. The food prepared must be plated for the four judges and served to each at the same time. The second food must be served on a separate plate for each judge.
8. The order in which teams serve the judges will be decided prior to the contest start. It is acceptable (and advisable) for teams serving their dishes second to take measures to preserve the temperature of their creations.
9. Participants are expected to leave the kitchen clean. This will be part of the judge’s evaluation.
10. Each of the four judges will award up to a maximum of 50 points to each team
 - 20 points maximum for taste
 - 15 points maximum for plating (appearance of presentation)
 - 10 points maximum for food safety
 - 5 points maximum for originality

Class

- 511 603 022 Iron Chef Teams (Intermediate/Senior mixed)

MINI-MEAL

There are two divisions in the contest, Intermediate and Senior. Within those divisions there are individual and team classes. Teams will consist of two members. If one team member is a senior and the other an intermediate, the mini-meal should be entered in the senior division.

4-H members enrolled in the Food and Nutrition and Food Preservation projects may have one entry in each division as long as different dishes are prepared for each. Each participant (or team) must prepare only two dishes. One must be a main dish and the other can be any other food which would either (a) make an entire meal if served together, or (b) be part of a larger meal if other foods were included.

The meal might be a breakfast, lunch, dinner, brunch, buffet supper, snack meal, party meal, etc. Members can utilize food products they have preserved. Judging criteria are outlined on the newly revised 4-H Food and Nutrition Contest Score Sheet (40-457), available at the county Extension office or on the State 4-H website at, <http://oregon.4h.oregonstate.edu/fair-exhibit-and-contest-materials>.

The following items apply to each division and class:

1. Participants will have two hours (start to finish) for set-up, preparation, and cleanup. Participants must provide all ingredients and equipment except range, microwave oven, and refrigerator. For food safety finished dishes prepared at home may not be brought and served at fair.
2. Participants should prepare one recipe, one batch, etc., of food product. No fixed number of servings is required.
3. The use of alcoholic beverages that would be unlawful for a minor to possess is not permitted.
4. The foods prepared must be displayed on a serving platter or tray, or in a dish, bowl, basket, etc. Participants must also display one place setting of the table service which would be used in serving the meal (include plates, tableware, napkin, glasses, tablecloth, placemat, or whatever is appropriate). A card table will be available for each participant to use for display. A centerpiece may be included if the participant wishes, but is not required.
5. Participants will serve samples of the food to the judge and the public. Paper plates and plastic utensils will be provided by the Fair.
6. **All participants must provide the judge with a “Judges Information Form,” available from the county Extension office or at <http://oregon.4h.oregonstate.edu/fair-exhibit-and-contest-materials>.**
7. **All participants must provide a poster (approximately 24” x 30”) of the recipe to display in the preparation area.**
8. Participants are expected to leave the kitchens clean. This will be part of the judge's evaluation.

Classes

Each county may enter as many blue ribbon participants from the county contest as the judge qualifies.

511 602 012 Mini-Meal (Intermediate)

511 602 022 Mini-Meal (Team, Intermediate)

511 602 013 Mini-Meal (Senior)

511 602 023 Mini-Meal (Team, Senior)

HERDSMANSHIP

General Rules

1. 4-H Club Herdsmanship Contest
 - a. This is a club event to be done by the 4-H members.
 - b. There must be two or more animals, owned by two or more club members.
2. Individual Herdsmanship Contest
 - a. This is an individual event done by a 4-H member who is the only exhibitor representing the club in an animal division, or the member is entered as an independent in the project area.
 - b. The display may be one or more animals, all owned by the 4-H'er. All animal science exhibits will be judged for herdsmanship, whether club or individual.
3. Purpose of Herdsmanship
 - a. To develop knowledge and skill in the proper handling and stabling of animals.
 - b. To develop knowledge and skill in proper care and use of equipment.
 - c. To present the animal science projects to the public in a clean, safe, and attractive display.
 - d. To provide information to the public about the 4-H animal science projects.
 - e. To help develop club spirit, pride, and cooperation.
4. Clubs and individual members not providing adequate care, feed and safety for their project animals during the county fair may have their premiums withheld, and/or asked to remove their exhibits from the fair.

Special Awards (Applications Required)

Kelli Wilson Memorial Award

1. This award is open to all senior 4-H members (15-19 years old by September 1st, 2014) in all home economics projects and livestock projects (sheep, beef, swine and goats). Applications must be submitted by August 15.
2. The club member's participation in 4-H activities during the current year will be an important basis for selection.
3. The contestant's record book and leader recommendation must be available during the judging for this award.
4. A plaque will be awarded to the outstanding 4-H'er on the basis of performance, accomplishments, attitude and sportsmanship.

Bev Colvin Memorial Award

1. This award is presented to an outstanding poultry member.
2. Applications for this award must be received by August 15.
3. Record books, application and references may be reviewed for presentation of this award.
4. The award will be presented at this fall's awards program for 4-H members and leaders.

Outstanding 4-H Leader Award - Duke & Jean Davenport Award

1. This award is presented to an outstanding 4-H leader in Coos County.
2. Applications for this award must be received by August 15.
3. The award will be presented at this fall's awards program for 4-H members and leaders.

Friends of 4-H Award

1. This award is a tribute to an individual or business that has supported 4-H, 4-H clubs or individuals.
2. Applications must be received by August 15.
3. This award will be presented at this fall's 4-H awards program for 4-H members and leaders.

4-H Distinguished Service Award

1. This award recognizes outstanding service to 4-H and the county 4-H program.
2. Applications must be received by August 15.
3. This award will be presented at this fall's 4-H awards program for 4-H members and leaders.

4-H Award Sponsors

DAIRY

High Point Dairy 4-H Exhibitor
 Top Hand Dairy Member
 CH Dairy Showmanship, Sr.
 CH Dairy Showmanship, Int.
 CH Dairy Showmanship, Jr.
 CH Dairy Showmanship, Nov.

=====
Coquille Valley Livestock 4-H
 =====
Mary Ludington
Ross Dairy Ranch
Jens Jorgensen Trucking

CH Holstein Female
 CH 4-H Dairy Female
 CH Jersey Female
 Outstanding 1st Yr Dairy

=====
Oregon Dairy Women
CC Jersey Club
Babies & Ladies in
Waiting

GOATS

CH Meat Goat Showman, Sr.
 CH Meat Goat Showman, Int.
 CH Meat Goat Showman, Jr.
 CH Meat Goat Showman, Nov.
 High Point Goat Exhibitor
 CH Pygmy Goat Showman

Phyllis Love
Jens Jorgensen Trucking
Craig & Christine Zanni
First Comm. Credit Union
Baker Repair
Jens Jorgensen Trucking

Dairy Goat Showman, Sr.
 Dairy Goat Showman, Int.
 Dairy Goat Showman, Jr.
 Dairy Goat Showman, Nov.
 Outstanding 1st Yr Goat

First Comm. C. U.
Craig & Christine Zanni
First Comm. C. U.
Wartnik Family
Babies & Ladies in
Waiting

LLAMAS

High Point Showman, Sr.
 High Point Showman, Int.
 High Point Showman, Jr.
 High Point Showman, Nov.
 Outstanding Llama Promoter

Jens Jorgensen Trucking
Phyllis Love
 =====
DeLlama Acres
DeLlama Acres

Top Hand Llama Member
 Outstanding 1st Yr Llama

Living Water Aqua
Scapes
Babies & Ladies in
Waiting

BEEF

High Point Beef Exh.
 CH Beef Showman, Sr.
 CH Beef Showman, Int.
 CH Beef Showman, Jr.
 CH Beef Showman Nov.
 Outstanding Starter Beef Exh
 Outstanding 1st Year Beef Exh.

Coos County Livestock Assoc.
Jens Jorgensen Trucking
April Fischer
Morgan Vet Clinic
Windsong Ranch
Russell James Trkng (Glen Gulstrom Memorial)
Russell James Trkng (Don Gulstrom Memorial)

G CH Beef Female
 Top Hereford Exhibitor
 Top Hand Beef Member
 Beef Ambassador Contest
 Top Black Angus Exhibitor

Anchor Angus/Gurney's
Oregon Hereford Women
Sunrise Hill Ranch
Oregon Cattle Women
Western States Angus

SHEEP

CH Sheep Showman, Sen.
 CH Sheep Showman, Int.
 CH Sheep Showman, Jr.
 CH Sheep Showman, Nov.
 Top Blue 4-H Sheep Club Flock
 CH 4-H Ewe
 CH Hampshire Ewe
 CH Natural Colored Ewe
 CH Romney Ewe
 CH Suffolk Ewe
 Outstanding 1st Yr Sheep Mbr
 Starter Sheep Award

Coos Curry Farm Bureau
Coos County Livestock Assoc.
Southern Oregon Romneys
April Fischer
Powrie Ranch
Bob & Dee Nelson
OR Hampshire Sheep Assoc.
Luke Soules
Southern Oregon Romneys
Hidden Canyon Ranch
Babies & Ladies in Waiting
Betsy Hartless Grant
 (In memory of John & Frances Menegat)

CH Suffolk Yearling Ewe
 CH Suffolk Ewe Lamb
 High Point Sheep Exh.
 Top Hand Sheep Member
 CH 4-H Market Lamb
 RCH 4-H Market Lamb
 CH Crossbred Ewe
 CH Shropshire Ewe
 Outstanding Ewe w/records

Waller's Suffolks &
Club Lambs
Waller's Suffolks &
Club Lambs
Waller's Suffolks &
Club Lambs
Hobo Enterprizes
CCLA Sheep Marketing
CCLA Sheep Marketing
Sheri Kearns (In
memory of Hilda Ellis)
NW Shropshire Brdrs
Hidden Canyon Ranch

ANIMAL SCAVENGER CONTEST

Animal Scavenger Contest, Jr
 Animal Scavenger Contest, Jr
 Animal Scavenger Contest, Int.
 Animal Scavenger Contest, Sr

Southern Oregon Romneys
Southern Oregon Romneys
Calhoun Family
 =====

WOOL

CH 4-H White Fleece
 CH 4-H Natural Fleece

C.C. Livestock Assoc.
C.C. Livestock Assoc.

SWINE

CH Swine Showman, Sen.
 CH Swine Showman, Int.
 CH Swine Showman, Jr.
 CH Swine Showman, Nov.
 Outstanding 1st Yr Swine Member

Keith & Theresa Hermann
Ed & Sue Beedle
Ken Robison Family
Coos Curry Farm Bureau
Babies & Ladies in Waiting

High Point Swine Exh.
 CH Market Hog
 G CH 4-H Female Swine
 Top Hand Swine Member

Jens Jorgensen Trkng
The Hermann Sisters
Baumer Brothers
Keith & Teresa Hermann

DOG

CH Dog Obedience-Pre. Nov.
CH Dog Obedience- Novice
CH Dog Obedience-Open
CH Dog Obedience-Open Chlng
CH Dog Showman, Jr.
CH Dog Showman, Int.
CH Dog Showman, Sr.

Puppy Love Grooming
Puppy Love Grooming
Michael Kelly
Michael Kelly
Craig & Christine Zanni
Myrtle Point A&W
Craig & Christine Zanni

CH Dog Obed.-Graduate Nov. **Michael Kelly**
CH Dog Obed.-Utility **Jens Jorgensen Trkng**
CH Dog Obed.-Sprtmnshp **Jens Jorgensen Trkng**
CH Dog Obed. Adv. Graduate Nov **Michael Kelly**
Grand CH Dog Showman **Happy Tails Dog Salon**
High Point Obedience Dog Exh **Cindy Hall**
High Point Dog Exhibitor **Phyllis Love**

RABBITS

CH Rabbit Showman, Sr.
CH Rabbit Showman, Int.
CH Rabbit Showman, Jr.
CH Rabbit Showman, Nov.

Paul Swenson Family
Wartnik Family
Ted & Rhonda Fischer
Don & Renee Blom

Best of Show 4-H Rabbit **Pacific Coast Rabbit &Cavy Brdrs**
High Point Rabbit Exhibitor **Yvette's Bunny Barn-April Fischer**

CAVIES

Cavy Showmanship, Sr.
Cavy Showmanship, Int.
Cavy Showmanship, Jr.
Cavy Showmanship, Nov.

Shirley Bower
Shirley Bower
Shirley Bower
Shirley Bower

Cavy Starter Award **Anita Vandervelden**
Best of Show, 4-H Cavy **Pacific Coast Rabbit &Cavy Brdrs**
High Point Cavy Exhibitor **Robert Vandervelden Construction**

POULTRY

CH Poultry Showman, Sr.
CH Poultry Showman, Int.
CH Poultry Showman, Jr.
CH Poultry Showman, Nov.

=====
Don & Renee Blom
Don & Renee Blom
Don & Renee Blom

Outstanding Poultry Exh. **Ed & Mary Anne Kreutzer**
Best of Show Poultry **Coos Cnty Fair Board**
High Point Poultry Exh **Living Water Aqua Scapes**

PIGEONS

High Point Pigeon Exhibitor
CH Pigeon Showmanship, Sr.
CH Pigeon Showmanship, Int.

JoAnn Mast
=====
Craig & Christine Zanni

CH Pigeon Show, Jr. **Craig & Christine Zanni**
CH Pigeon Show, Nov. =====

CATS

Best of Show Cat

JensJorgensen Trkng

High Point Cat Exhibitor **Shirley Bower**

HORSE

CH & RCH Trail Horse, Sr.
CH & RCH Trail Horse, Int.
CH & RCH Trail Horse, Jr.

Rock-n-Riders 4-H Club
Rock-n-Riders 4-H Club
Dick & Jeannie Fertig

CH & RCH Ranch Horse, Jr. =====
CH & RCH Ranch Horse, Int. **Burton Prairie Wranglers 4-H**
CH & RCH Ranch Horse, Sr. **Lori Osborne in remembrance of Beverly McNamara**

Top Hand Horse Female Member
Top Hand Horse Male Member
RCH Presentation, Sr.
RCH Presentation, Int.

Ed Hughes Memorial
Ed Hughes Memorial
Devera Miller
Lori Osborne
in remembrance of Beverly McNamara

CH Presentation Horse, Jr/Int **Jim & Barbara Bates**
CH Presentation Horse, Sr **Calhoun Family**
RCH Presentation, Jr **Burton Prairie Wranglers**

CH & RCH Figure 8, Jr.
CH & RCH Figure 8, Int.
CH & RCH Figure 8, Sr.

Baker Repair
Baker Repair
Baker Repair

High Pt Horse Exh, Jr. **Ring's Horse Country**
High Pt Horse Exh, Int. **Burton Prairie Wranglers**
High Pt Horse Exh, Sen. **Hermann Quarter Horses**

CH & RCH Barrels—Jr.
CH & RCH Barrels—Int.
CH & RCH Barrels—Sr.

South Coast Barrel Racing
South Coast Barrel Racing
South Coast Barrel Racing

CH & RCH NSCA Flags, Jr. **Oregon Outlaws 4-H**
CH & RCH NSCA Flags, Int. **Oregon Outlaws 4-H**
CH & RCH NSCA Flags, Sr. **Oregon Outlaws 4-H**

CH & RCH Key Race, Jr.
CH & RCH Key Race, Int.
CH & RCH Key Race, Sr.

Baker Repair
Baker Repair
Baker Repair

CH & RCH Horse Bowl, Jr. **Oregon Outlaws 4-H**
CH & RCH Horse Bowl, Int. **Oregon Outlaws 4-H**
CH & RCH Horse Bowl, Sen. **Oregon Outlaws 4-H**

High Point Ground Driving w/o Cart =====		CH & RCH Hippology, Sr.	Dexter Construction
High Point Ground Driving w/Car =====		CH & RCH Hippology, Int.	Burton Prairie Wranglers
		CH & RCH Hippology, Jr.	Burton Prairie Wranglers
High Point Dressage Rider	Jens Jorgenson Trkng		
CH & RCH Dressage, Sr.	Ed & Lynae Queen	CH & RCH Equitation O/Fences, Sr.	Lori Osborne in
CH & RCH Dressage, Int.	Ed & Lynae Queen		remembrance of Beverly McNamara
CH & RCH Dressage, Jr	Ed & Lynae Queen	CH & RCH Equitation O/Fences, Int. =====	
		CH & RCH Equitation O/Fences, Jr.	Burton Prairie Wranglers
CH Jumping, Sr.	Devera Miller	CH & RCH English Equitation, Jr.	Rock-N-Riders
CH & RCH Jumping, Jr.	Lori Osborne	CH & RCH English Equitation, Int.	Lori Osborne in
	<i>in remembrance of Beverly McNamara</i>		remembrance of Beverly McNamara
RCH Jumping, Sr.	Patty Webster	CH & RCH English Equitation, Sr.	Patty Webster
CH & RCH Jumping, Int.	Burton Prairie Wranglers	CH & RCH Western Equitation, Sr.	Patty Webster
		CH Western Equitation, Int.	Single Tree Construction
All-Star 4-H Horse Exhibit	Bev Quackenbush & Kara Breuer		
Clean Horse Contest	Jens Jorgensen Trkng		
		CH & RCH Poles, Sr.	Myrtle Mount & Mounties
RCH Western Equitation, Int.	Patty Webster	CH & RCH Poles, Int.	Myrtle Mount & Mounties
CH Western Equitation, Jr.	Single Tree Construction	CH & RCH Poles, Jr.	Myrtle Mount & Mounties
RCH Western Equitation, Jr.	Patty Webster		
		High Point Ranch Horse, Sr.	Mortensen Stables
CH Horse Judging, Sr.	Jens Jorgenson Trkng	High Point Ranch Horse, Int.	Brad & Kim Henshaw
CH Horse Judging, Int.	Jens Jorgenson Trkng	High Point Ranch Horse, Jr.	Dennis Barton Trkng
CH Horse Judging, Jr.	Jens Jorgenson Trkng		
RCH Horse Judging, Sr.	Lori Osborne in remembrance of Beverly McNamara	Horse Groom Squad Contest	The Feed Store
RCH Horse Judging, Int.	First Community C.U.		
RCH Horse Judging, Jr.	First Community C.U.		
CH Showmanship, Sr.	Hermann Quarter Horses in memory of Samhill Rose		
RCH Showmanship, Sr.	Hermann Quarter Horses in memory of Samhill Rose		
CH Showmanship, Int.	Jim & Barbara Bates		
RCH Showmanship, Int.	Baker Repair		
CH & RCH Showmanship, Jr.	Lori Osborne in remembrance of Beverly McNamara		
		High Point 1st Yr Judging, Jr.	South Coast Orthopaedic
CH Colt Training, Jr.	Patty Webster	High Point 1st Yr Judging, Int.	South Coast Orthopaedic
RCH Colt Training, Jr.	Jens Jorgenson Trkng	High Point 1st Yr Judging, Sr.	South Coast Orthopaedic
CH Colt Training, Int.	Patty Webster	High Point Judging Overall	South Coast Orthopaedic
RCH Colt Training, Int.	Jens Jorgenson Trkng		
CH Colt Training, Sen.	Patty Webster	High Point Western (Pat Shaw Award)	Rod & Amber Willis
RCH Colt Training, Sen.	Jens Jorgenson Trkng		
		High Point Western Games, Jr.	Oregon Outlaws 4-H
High Point Colt Training	Mortensen's Boarding Stables	High Point Western Games, Int.	Oregon Outlaws 4-H
		High Point Western Games, Sen.	Oregon Outlaws 4-H
CH & RCH Precision Driving, Jr.	Dell & Roberta Willis	Blue Award Western Pleasure	Burton Prairie Wranglers
CH & RCH Precision Driving, Int.	Myrtle Mount & Mounties	Individual Sportsmanship	Hauser Dune Riders
CH & RCH Precision Driving, Sr.	Myrtle Mount & Mounties	CH & RCH Horse Psychology	Jens Jorgensen Trkng
CH & RCH Two-Barrel Flag Race, Jr.	SWOHA		
CH & RCH Two-Barrel Flag Race, Int.	SWOHA		
CH & RCH Two-Barrel Flag Race, Sr.	SWOHA		

VEGETABLES

Best of Show—Plate of Vegetables **Coos County Master Gardener Association**

HORTICULTURE

High Point Flower Arrangement Exhibit, Jr.	Kathleen Zappelli
High Point Flower Arrangement Exhibit, Int.	Kathleen Zappelli
High Point Flower Arrangement Exhibit, Sr.	Kathleen Zappelli
Best of Show—Container Gardening	Coos County Master Gardeners
Best of Show—Herb Container	Coos County Master Gardeners
Best of Show—Cut Flowers	Myrtle Point FFA
High Point 1st Year	Coos County Master Gardeners
High Point Hort. Overall	Coos County Master Gardeners

FORESTRY & NATURAL RESOURCES

High Point Forestry ID Contest **Deadmond Memorial Award—Chuck & Chris Calley**

BEE EXHIBIT

1st Place Award Bee Exhibit
 2nd Place Award Bee Exhibit

Oregon State Beekeepers
Oregon State Beekeepers

Creative Writing

Best Cr. Writing, Jr. **Express Yourself 4-H Club**
 Best Cr. Writing, Int. **Express Yourself 4-H Club**
 Best Cr. Writing, Sr. **Express Yourself 4-H Club**
 Judge's Choice **Jason & Jennifer Calhoun**

COMPUTERS

High Point Computer Exhibit

Coos County OSU Extension

WOODWORKING

High Pt. Woodworking Exhibit, Jr.
 High Pt. Woodworking Exhibit, Int.
 High Pt. Woodworking Exhibit, Sr.

Jason & Jennifer Calhoun
Jason & Jennifer Calhoun
Craig & Christine Zanni

ART

Best Art Project, Jr.
 Best Art Project, Int.
 Best Art Project, Sen.
 Best of Show, Photography
 Best of Show, Ceramics

Kathleen Zappelli
Kathleen Zappelli
Kathleen Zappelli
Ted & Rhonda Fischer
Jason & Jennifer Calhoun

Best Fiber Arts Exhibit, Jr.
 Best Fiber Arts Exhibit, Int.
 Best Fiber Arts Exhibit, Sr.

Craig & Christine Zanni
Craig & Christine Zanni
Craig & Christine Zanni

CH 4-H Clothing Skills Contest, Jr.
 CH 4-H Clothing Skills Contest, Int.
 CH 4-H Clothing Skills Contest, Sr.
 RCH 4-H Clothing Skills Contest, Jr.
 RCH 4-H Clothing Skills Contest, Int.
 RCH 4-H Clothing Skills Contest, Sr.

Phyllis Love
Phyllis Love
Phyllis Love
Calhoun Family
Catching Inlet FCE Study Group
Craig & Christine Zanni

Clothing Judging Top Jr.
 Clothing Judging Top Int.
 Clothing Judging Top Sr.
 High Point Fashion Revue

The Paul Swenson Family
The Paul Swenson Family
The Paul Swenson Family
Hobo Enterprizes

Judge's Choice Knitting Award Phase 1
 Judge's Choice Knitting Award Phase 2

Grandma Jo's Memorial by Catching Inlet Study Group
Grandma Jo's Memorial by Catching Inlet Study Group

PRESENTATIONS

1st Place Award Presentation Using Honey
 2nd Place Award Presentation Using Honey
 Best 1st year Presentation

Oregon State Beekeepers
Oregon State Beekeepers
Roberta D Newman

COOKING

CH Bar, Drop or No Bake Cookie
 CH Rolled, Filled or Shaped Cookie
 CH Quick Bread, Muffin Method
 CH Quick Bread, Biscuit Method
 RCH Bar, Drop or No Bake Cookie
 RCH Rolled, Filled or Shaped Cookie
 RCH Quick Bread, Muffin Method
 RCH Quick Bread, Biscuit Method
 Food & Nutrition Judging Contest, Senior
 Food & Nutrition Judging Contest, Inter.
 Food & Nutrition Judging Contest, Junior
 Judge's Choice Award-Best Food Exhibit
 Judge's Choice Award- Best Cake Exhibit

Dell & Roberta Willis
Dell & Roberta Willis
Dell & Roberta Willis
Dell & Roberta Willis
Catching Inlet, FCE Study Group
Catching Inlet, FCE Study Group
Catching Inlet, FCE Study Group
Catching Inlet, FCE Study Group
Catching Inlet, FCE Study Group
Catching Inlet, FCE Study Group
Catching Inlet, FCE Study Group
Catching Inlet, FCE Study Group
Roberta D Newman
Jaci Pinkston, in memory of Katherine Ash

JUDGING

High Point Livestock Judging Contest
 High Point Livestock Judging, Jr.
 High Point Livestock Judging, Int.
 High Point Livestock Judging, Sr.
 CH Livestock Judging Jr.
 CH Livestock Judging Int.
 CH Livestock Judging Sr.

Russell James Trkng
Kennedy Outfit
Kennedy Outfit
Kennedy Outfit
Karl & Karen Jernstedt
Karl & Karen Jernstedt
Karl & Karen Jernstedt

CH Dairy Judging, Int.
 CH Dairy Judging, Jr.
 CH Dairy Judging, Sr.
 High Point Dairy Judging
 Eric Mitts Memorial Goat Judging Contest

Mary Ludington
Mary Ludington
Mary Ludington
Myrtle Lane Dairy Tom & Diana Brown
4-H Leaders Association

HERDSMANSHIP

Starter Beef Herdsmanship
 Starter Sheep Herdsmanship
 Starter Goat Herdsmanship
 Starter Llama Herdsmanship
 High Point Large Animal
 High Point Poultry & Pigeon
 High Point Rabbit & Cavy
 High Point Horse

4-H Leader's Assoc.
4-H Leader's Assoc.
4-H Leader's Assoc.
4-H Leader's Assoc.
Bill Mast
4-H Leader's Assoc.
4-H Leader's Assoc.
C.C. Sheriff's Posse

HERDSMANSHIP ROSSETTES

CH & RCH Club Beef
 CH & RCH Club Goats
 CH & RCH Club Sheep
 CH & RCH Club Swine
 CH & RCH Club Dairy
 CH & RCH Club Llama
 CH & RCH Club Horse
 CH & RCH Club Poultry/Pigeons
 CH & RCH Club Rabbits/Cavies

C. C. Fair Board
C. C. Fair Board
C. C. Fair Board
C. C. Fair Board
C. C. Fair Board
C. C. Fair Board
C. C. Fair Board
C. C. Fair Board
C. C. Fair Board

SHOWMANSHIP

CH Small Animal Showmanship, Sr.
 RC Small Animal Showmanship, Sr.
 CH Small Animal Showmanship, Int.
 RC Small Animal Showmanship, Int.
 CH Large Animal Showmanship, Sr.
 CH Large Animal Showmanship, Sr.
 RC Large Animal Showmanship, Sr.
 CH Large Animal Showmanship, Int.
 CH Large Animal Showmanship, Int.
 RC Large Animal Showmanship, Int.

Jens Jorgensen Trkng
Jens Jorgensen Trkng
April Fischer
Ted & Rhonda Fischer
Edward & Susan Beedle
Baumer Brothers
Fran Capehart
Fran Capehart in memory of Richard (Dick) Capehart
Baumer Brothers
Jens Jorgenson Trkng

CONTESTS

Knowledge Bowl Contest, 1st place
 Knowledge Bowl Contest, 2nd place
 Knowledge Bowl Contest, 3rd place
 Milk Drinking Contest, 1st place
 Milk Drinking Contest, 2nd place
 Milk Drinking Contest, 3rd place

Twin Oaks 4-H Club
Twin Oaks 4-H Club
Twin Oaks 4-H Club
Organic Valley Co-op
Organic Valley Co-op
Organic Valley Co-op

Oregon Dairy Women Awards:

Demonstrations, Illustrated Talks, Public Speaking, Impromptu Speaking- Junior:

(Emphasizes dairy foods or dairy cattle production or management)
 Highest Blue Award – Junior \$25.00 Highest Red Award – Junior \$15.00

Demonstrations, Illustrated Talks, Public Speaking, Impromptu Speaking - Intermediate:

(Emphasizes dairy foods or dairy cattle production or management)
 Highest Blue Award – Intermediate \$25.00 Highest Red Award – Intermediate \$15.00

Demonstrations, Public Speaking, Illustrated Talks, Impromptu Speaking, Senior:

(Emphasizes dairy foods or dairy cattle production or management)
 Highest Blue Award – Senior \$25.00 Highest Red Award – Senior \$15.00

Junior Food Preparation Contest: (Food prepared emphasizes dairy foods)

Highest Blue Award - Junior \$25.00 Highest Red Award - Junior \$15.00

Intermediate Food Preparation Contest: (Food prepared emphasizes dairy foods)

Highest Blue Award - Intermediate \$25.00 Highest Red Award - Intermediate \$15.00

Senior Food Preparation Contest: (Food prepared emphasizes dairy foods)

Highest Blue Award - Senior \$25.00 Highest Red Award - Senior \$15.00

Dairy Cattle Award: Each county will decide which **one** of the following classes shall receive the Award of \$35.00.

- Dairy Cattle Herdsmanship Champion
- Dairy Cattle Showmanship Champion
- Dairy Cattle Champion Animal (female)

Donor: Oregon Dairy Women

Oregon Pork Producers:

Intermediate Contests:

Champion Mini-Meal if it used pork (Food Preparation) \$5.00
 Champion Mini-Meal if it used pork (Outdoor cookery) \$5.00

Senior Contests:

Champion Mini-Meal if used pork (Food Preparation) \$5.00
 Champion Mini-Meal if used pork (Outdoor Cookery) \$5.00

Oregon Trawl Commission:

Intermediate Contests:

Best blue ribbon Mini-Meal using Oregon Trawl fish* (Food Preparation) \$25.00

Best blue ribbon using Oregon Trawl fish* (Food Preservation) \$25.00

Senior Contests:

Best blue ribbon Mini-Meal using Oregon Trawl fish* (Food Preparation) \$25.00

Best blue ribbon using Oregon Trawl fish* (Food Preservation) \$25.00

***Must serve Oregon Otter Trawl fish – sole, rock fish, ocean perch, red snapper, ling cod, or Oregon pink shrimp.**

Donor: Oregon Trawl Commission

High Point Food Skills Contest

Wartnik Family

CH Junior Measuring Contest

Will & Doreen Wright “Jo Messerle Award”

CH Junior Breakfast Contest

Will & Doreen Wright “Charlene Messerle Award”

Oregon Sheep Grower’s Association:

Mini-Meals Contest (Food Preparation):

Intermediate: Highest place blue ribbon serving lamb in each grouping \$10.00

Senior : Highest place blue ribbon serving lamb in each grouping \$10.00

Presentations Using Lamb or Wool:

Intermediate: Highest place blue ribbon presentation using lamb or wool \$10.00

Senior : Highest place blue ribbon presentation using lamb or wool \$10.00

Fashion Revue:

Intermediate: Highest place blue ribbon garment using wool fabric or yarn in revue \$15.00

Intermediate: 2nd highest place blue ribbon garment using wool fabric or yarn in revue \$7.50

Senior: Highest place blue ribbon garment using wool fabric or yarn in each revue \$15.00

Senior: 2nd highest place garment using wool fabric or yarn in each revue \$7.50

Garments must be made of fabric or yarn which is a minimum of 60% wool and no more than 40% other fiber. Judge to determine if fabric meets criteria.

Clothing Exhibits:

Expanding Level: Highest place blue ribbon garment using wool \$15.00

Advanced Level: Highest place blue ribbon garment using wool \$15.00

Garments must be made of fabric which is a minimum of 60% wool and no more than 40% other fiber. Judge to determine if fabric meets criteria.

Knitting Exhibits (includes felted knitting exhibits)

Phases 1-3: Highest place blue ribbon exhibit using wool \$7.50

Phases 4-7: Highest place blue ribbon exhibit using wool \$10.00

Exhibit must be made of yarn which is a minimum of 60% wool and no more than 40% other fiber. Judge to determine if yarn meets criteria.

Crocheting (includes felted crocheting exhibits)

Phases 1-3: Highest place blue ribbon exhibit using wool \$7.50

Phases 4-7: Highest place blue ribbon exhibit using wool \$10.00

Exhibit must be made of yarn which is a minimum of 60% wool and no more than 40% other fiber. Judge to determine if yarn meets criteria.

AUCTION ANIMALS

Grand Champion 4-H/FFA Auction Lamb

Bill Mast

Grand Champion 4-H/FFA Auction Steer

Russell James Trkng

R CH 4-H/FFA Auction Steer

Windsong Club Calves

Grand Champion 4-H/FFA Auction Hog

The Martin Family

High Gaining Auction Lamb

First Community C. U.

High Gaining Auction Steer

Sunrise Hill Ranch- Bret & Julie Harris

High Gaining Auction Hog

Keith & Teresa Hermann

Champion 4-H/FFA Auction Meat Goat

Robert Vandervelden Construction

Kellie Wilson Memorial

4-H Leaders Association

Outstanding Small Animal Member (Bev Colvin Award)

4-H Leaders Association

4-H Club Activity Photo Contest

4-H Leaders Association

Club Community Service Award

4-H Leaders Association

******* To sponsor these awards please call 4-H at the Coos County Extension office 541-572-5263 x25240**

4-H Record Books

4-H records must be submitted to the Extension Office between July 01 through July 12 in order to receive a fair pass.

Books will not be accepted for review after 5:00 p.m., July 12.

Records will be returned at fair check-in to exhibitors at the fairgrounds Davenport building beginning on Saturday prior to fair.

Requirements For a Record Check:

1. A 4-H folder with the member's name on the front.
2. ID Page
2. A permanent 4-H record
3. 4-H Notes
4. A 4-H project record for the project(s) being exhibited
5. 4-H Advancements (if applicable)
6. All record book pages must be securely bound together (using 3-ring notebook or other fasteners).
7. All record pages should be updated to include info from current 4-H year.

Completeness of Records:

1. All parts of the record that deal with beginning inventories, goals, projects completed, etc. should be filled in for the record check.
2. All sections that ask for totals at the close or ending of the project should remain blank, and be filled in after the county and state fair.
3. No leader signatures needed.

County Medal Records:

1. These will be collected after the state fair and should include all records for all projects.
2. Evaluations will be done by committee, and comments will be made for the 4-H member.
3. County medals (awards) will be given in all categories for which sponsors are available.
4. County medals will be awarded at the October recognition program.

Question or Help With Records:

1. Attend a record book workshop.
2. Call the Extension office and make an appointment, for individuals or clubs.

4-H Club Entry Summary Sheet

Club Leader _____ Phone _____

4-H Club _____

This sheet will serve as an entry form for all club contests and classes. Please complete this form and submit it to the Extension office by June 19.

Club Contests: Complete the entry number of those contests and classes your club wants to enter.

Club Displays, various projects, club herds, photo contests. Page 78.

Club Educational Displays: __ __ __ __ __ 0 0 0 4

Clean Horse Contest: 7 5 1 7 0 0 0 0 4 (Highlight this number to enter)

4-H Club Knowledge Bowl Contest: 7 0 1 7 0 0 0 0 4 (Highlight to enter)

4-H Club Milk Drinking Contest: 7 0 1 7 1 0 0 0 4 (Highlight to enter)

Reminder: Please sign up to work in the Purple Cow and provide baked goods to sell during the week.

Animals and members are needed to help in the Babies and Ladies in Waiting Tent — Check it out!

4-H Swine 2015 Entry Form

Use For All 4-H Swine Coming To Fair

Exhibitor: _____ Phone Number(s) at Fair: _____

Club: _____ Member Date of Birth: _____ Number of Pigs: _____

CLASS NUMBER	BREED Purebred or Crossbred	DATE OF BIRTH	SEX	AUCTION Yes or No	EAR TAG Number
LIVESTOCK JUDGING 700 900 00__	XXXXXXX	Junior 1 ** 9-11	Inter. 2 ** 12-14	Senior 3 ** 15-19	** Years of age on Sept. 1, 2014
SHOWMANSHIP 781 500 00__	Novice 0 1 st Year Showing Pigs	Junior 1 ** 9-11	Inter. 2 ** 12-14	Senior 3 ** 15-19	** Years of age on Sept. 1, 2014

BREED CLASSES

Note: Fill in blank in class number () with one of the following numbers.

1. May Gilt - born in May of current year
2. April Gilt - born in April of current year
3. March Gilt - born in March of current year
4. February Gilt - born in February of current year
5. January Gilt - born in January of current year
6. Fall Gilt - born 8/1 through 12/31 of previous year and has not farrowed
7. Sow born prior to August 1 of the previous year, must have farrowed

- 781 101 0_0. Berkshire 781 105 0_0. Yorkshire
 781 102 0_0. Duroc 781 106 0_0. Crossbred
 781 103 0_0. Hampshire 781 107 0_0. Other Breeds (specify)
 781 104 0_0. Spots

Special Class

(Animals must have been shown in one of the above classes.)
 781 200 010 Best Two Females - Any two gilts shown in the classes listed above, and owned by the same 4-H member.

- 781 200 020 Production Record Class (sow at home) Gilt or sow being shown, (from classes 1 through 7) all breeds competing.
 781 300 010 Market Hog, barrows and gilts weighing 220 to 300 pounds are eligible

to compete for champion and reserve champion. Hogs over and under the eligible weight range will be judged in under market and over market group and will be eligible for blue, red and white ribbons only. Recommended range is between 240 and 260 pounds. 4-H Market Health Form required. Market hogs will be taken home.

County Only Classes

- 781 300 020 Pen of 3 Market Hogs - born on or after Jan. 1st of the current year, all weighing at least 215 pounds and owned by the same 4-H member.
 781 300 030 Feeder Pig - born after Jan. 1st of the current year and weighs 70 to 219 pounds.
 781 300 040 Weaner Pig - born after Jan. 1st of the current year and weighs less than 70 pounds.
 781 300 060 Brood Sow - born before 8/1/14 and shown with complete production record.
 A Sow Production Record (4-H 143R) must be shown.
 781 300 070 Sow and Litter - Litter not yet weaned.
 781 300 080 Over Market Hog- barrows & gilts weighing 301 pounds and over. Not eligible for CH and RCH.

Auction Hog

- 781 400 000 Auction Hog (Weight range of 230 pounds and not more than 300 pounds with a daily gain of 1½ pound)
 781 400 001 Family Back-up Auction Hog

Animals Can Be Shown In ONE Confirmation Class Only

Please Sign Animal Science Guidelines On Back Page

Animal Science Project Guidelines

Each 4-H member entering animal science projects will read and acknowledge the following guidelines relating to the Coos County Fair. In addition to the information contained in this set of rules, members are also expected to follow guidelines provided by the department superintendent.

1. I have read the section on animal health requirements printed in the front of the 4-H section of the Coos County Exhibitors Fair Book, and realize that my exhibits must meet all vaccination and age requirements outlined.
2. I have provided the necessary preparation for my stall, pen or cage. Cleaning, painting and decorations are the responsibility of 4-H members and clubs.
3. Stall or cage cards identifying my 4-H exhibit are complete and in place before the fair opens Tuesday morning.
4. Bedding materials, wash racks, holding pens and warm-up areas are to be used as explained by the department superintendents and fair management.
5. Care of the project animals will be provided throughout the week, and will follow specific guidelines outlined in each department. Lack of care will be noted by the herdsmanship judge, and failure to comply with recommended changes may require the removal of your project.
6. Any project that becomes injured or ill must be reported to the department superintendent or veterinarian on call. Removal of an injured or ill animal will be at the request of the veterinarian.
7. Manure, bedding and excess feed will be removed as needed in each department. All waste materials shall be placed in designated pits. Daily cleaning of pens and stalls shall be completed by 9:00 A.M.
8. All 4-H animal science exhibits will be maintained in a clean, groomed condition throughout the county fair.
9. All 4-H animal science exhibits will be displayed with the safety of the public in mind, following the guidelines of the department superintendent.
10. No animal science exhibits, unless injured or ill, will be released from the fairgrounds before **9:00 A.M. on Sunday**.

Members Signature


*Please read, sign and return to Coos County Extension Office prior to fair. Horse members must also sign the Horse Barn Rules (purple sheet) and turn in with entry form.
631 Alder St, Myrtle Point, OR 97458*



4-H 2015 COOS COUNTY FAIR REGULATIONS HORSE BARN AND EXERCISE ARENA



1. Any horse exhibited by a 4-H member must be owned or leased by April 1st. This includes horses owned by the member or leased for use in case of injury or illness to their horse. All leased horses must have forms on file in the Extension Office by April 1st.
2. 4-H horses that become sick may leave the fairgrounds ONLY after clearance is obtained by receipt of a Veterinarian certificate signed by the 4-H Extension Agent and the 4-H Horse President. This animal may not return to the Fair.
3. A 4-H member's horse may be used for events at fair by family members if that member is not planning to participate in state fair. If planning to go to state refer to state rules.
4. Feeding, stall cleaning, grooming and other barn duties are to be done by the 4-H member and leaders only. Parents and/or friends are not to help. The only exception to this is Saturday morning before the parade, when parents may help.
5. All 4-H horses are to remain on the fairgrounds and in the box stalls.
6. ONLY 4-H horses being used during Fair for 4-H events are to be stalled in the 4-H horse barns.
7. Herdsmanship hours are from 10:00 a.m. to 5:00 p.m. Tuesday through Friday and noon to 5:00 p.m. on Saturday
8. Feeding times are 7:00 a.m. and 5:00 p.m.
9. Exercise arena hours are from 7:00 a.m. to 9:30 p.m. each day.
10. 4-H members must wear boots while riding and working in the stall area.
11. Horses are to be ridden by one person. Riding double, triple or bareback is not permitted.
12. Horses are NOT to be tied to any arena fence.
13. Horses are NOT to be in the camping or horse trailer areas at any time for any reason. This means tack is not to be transported to the camping or horse trailer areas by the horse.



14. Vehicles of any kind are not allowed in the barn areas during the fair.
15. Extension cords from trailers or other devices are not to be plugged into the horse barn outlets.
16. 4-H members are to mount and dismount their horses outside the exercise arena gate, leading the horse to and from the stall area.
17. Clippers are not to be used in the barn area after 8:00 p.m. on Sunday, July 19.
18. Lights will be turned out in the 4-H barns at 10:00 p.m. each night
19. **NO SMOKING** in the 4-H barns at any time.
20. **NO ALCOHOL** in the 4-H barns at any time.
21. Clubs are NOT to remove decorations until 9:00 a.m. on Sunday morning.
22. Any questions regarding these regulations should be directed to the 4-H Horse Committee Chair and the 4-H Extension Agent.
23. 4-H members will follow all statements listed in the 4-H Code of Conduct at all times during the Coos County Fair.
24. 4-H members are required to wear helmets when mounted or driving.

------(Sign and Return)-----

By my signature I acknowledge I have read, do understand and will comply with the 4-H Horse Barns and Exercise Arena Rules.

Date _____

Member's Signature

Print Name

Parent/Guardian Signature

The above signed acknowledgment must be returned with the 4-H fair entry form or the 4-H'er will not be allowed to take a horse to Fair. This form is due by June 19.

**FUN
OSU
GIVEAWAYS**

**GET YOUR
PHOTO TAKEN
WITH BENNY**



**ACTIVITIES
FOR
THE KIDS**

**OSU
DAY
AT THE
FAIR**

**JULY 25TH 10AM-2PM
IN THE DAVENPORT
4-H BUILDING**