


Final Official Canvass of Votes  
 November 6, 2018 General Election  
 All Precincts, All Districts, All ScanStations, All Contests, All Boxes  
 Total Ballots Cast: 29249, Registered Voters: 44407, Overall Turnout: 65.87%

**US Representative, 4th District (Vote for 1)**

| Precinct     | Ballots Cast | Reg. Voters  | Total Votes  | Art Robinson        | Richard R Jacobson | Mike Beilstein   | Peter DeFazio       | Write-in        | Over Votes | Under Votes |
|--------------|--------------|--------------|--------------|---------------------|--------------------|------------------|---------------------|-----------------|------------|-------------|
| Precinct 01  | 1165         | 1777         | 1139         | 642 56.37%          | 24 2.11%           | 9 0.79%          | 464 40.74%          | 0 0.00%         | 0          | 26          |
| Precinct 02  | 2193         | 3073         | 2158         | 1133 52.50%         | 28 1.30%           | 33 1.53%         | 961 44.53%          | 3 0.14%         | 0          | 35          |
| Precinct 03  | 2497         | 3851         | 2452         | 1231 50.20%         | 46 1.88%           | 38 1.55%         | 1134 46.25%         | 3 0.12%         | 0          | 45          |
| Precinct 04  | 1789         | 2768         | 1751         | 705 40.26%          | 31 1.77%           | 32 1.83%         | 983 56.14%          | 0 0.00%         | 0          | 38          |
| Precinct 05  | 2744         | 4655         | 2687         | 1237 46.04%         | 50 1.86%           | 52 1.94%         | 1345 50.06%         | 3 0.11%         | 1          | 56          |
| Precinct 06  | 1735         | 2572         | 1704         | 715 41.96%          | 20 1.17%           | 22 1.29%         | 946 55.52%          | 1 0.06%         | 0          | 31          |
| Precinct 07  | 2024         | 3213         | 1993         | 799 40.09%          | 33 1.66%           | 25 1.25%         | 1134 56.90%         | 2 0.10%         | 1          | 30          |
| Precinct 08  | 2610         | 4358         | 2570         | 1327 51.63%         | 35 1.36%           | 38 1.48%         | 1169 45.49%         | 1 0.04%         | 0          | 40          |
| Precinct 09  | 279          | 460          | 276          | 133 48.19%          | 3 1.09%            | 3 1.09%          | 137 49.64%          | 0 0.00%         | 0          | 3           |
| Precinct 10  | 2151         | 3010         | 2122         | 1156 54.48%         | 35 1.65%           | 20 0.94%         | 910 42.88%          | 1 0.05%         | 0          | 29          |
| Precinct 11  | 1610         | 2243         | 1572         | 1005 63.93%         | 14 0.89%           | 13 0.83%         | 539 34.29%          | 1 0.06%         | 0          | 38          |
| Precinct 12  | 1743         | 2628         | 1715         | 976 56.91%          | 30 1.75%           | 21 1.22%         | 687 40.06%          | 1 0.06%         | 0          | 28          |
| Precinct 13  | 1009         | 1649         | 998          | 631 63.23%          | 16 1.60%           | 12 1.20%         | 338 33.87%          | 1 0.10%         | 1          | 10          |
| Precinct 14  | 1345         | 1931         | 1328         | 961 72.36%          | 9 0.68%            | 6 0.45%          | 351 26.43%          | 1 0.08%         | 0          | 17          |
| Precinct 15  | 407          | 588          | 396          | 243 61.36%          | 8 2.02%            | 9 2.27%          | 136 34.34%          | 0 0.00%         | 0          | 11          |
| Precinct 16  | 1683         | 2348         | 1656         | 693 41.85%          | 28 1.69%           | 24 1.45%         | 911 55.01%          | 0 0.00%         | 0          | 27          |
| Precinct 17  | 1960         | 2860         | 1933         | 1030 53.29%         | 15 0.78%           | 22 1.14%         | 864 44.70%          | 2 0.10%         | 0          | 27          |
| Precinct 18  | 305          | 423          | 303          | 187 61.72%          | 7 2.31%            | 2 0.66%          | 107 35.31%          | 0 0.00%         | 0          | 2           |
| <b>Total</b> | <b>29249</b> | <b>44407</b> | <b>28753</b> | <b>14804 51.49%</b> | <b>432 1.50%</b>   | <b>381 1.33%</b> | <b>13116 45.62%</b> | <b>20 0.07%</b> | <b>3</b>   | <b>493</b>  |

I hereby certify that the above results are true and correct.



*Debbie Heller*


Debbie Heller, CCC  
 Coos County Clerk

Final Official Canvass of Votes  
November 6, 2018 General Election  
All Precincts, All Districts, All ScanStations, All Contests, All Boxes  
Total Ballots Cast: 29249, Registered Voters: 44407, Overall Turnout: 65.87%

**Governor (Vote for 1)**

| Precinct     | Ballots Cast | Reg. Voters  | Total Votes  | Aaron Auer |              | Nick Chen  |              | Kate Brown  |               | Knute Buehler |               | Patrick Starnes |              | Chris Henry |              | Write-in  | Over Votes   | Under Votes |            |
|--------------|--------------|--------------|--------------|------------|--------------|------------|--------------|-------------|---------------|---------------|---------------|-----------------|--------------|-------------|--------------|-----------|--------------|-------------|------------|
| Precinct 01  | 1164         | 1777         | 1132         | 14         | 1.24%        | 9          | 0.80%        | 325         | 28.71%        | 708           | 62.54%        | 61              | 5.39%        | 11          | 0.97%        | 4         | 0.35%        | 0           | 32         |
| Precinct 02  | 2189         | 3073         | 2159         | 26         | 1.20%        | 29         | 1.34%        | 687         | 31.82%        | 1318          | 61.05%        | 78              | 3.61%        | 15          | 0.69%        | 6         | 0.28%        | 0           | 30         |
| Precinct 03  | 2495         | 3851         | 2447         | 39         | 1.59%        | 48         | 1.96%        | 829         | 33.88%        | 1390          | 56.80%        | 114             | 4.66%        | 21          | 0.86%        | 6         | 0.25%        | 1           | 47         |
| Precinct 04  | 1787         | 2768         | 1753         | 25         | 1.43%        | 38         | 2.17%        | 758         | 43.24%        | 842           | 48.03%        | 69              | 3.94%        | 17          | 0.97%        | 4         | 0.23%        | 0           | 34         |
| Precinct 05  | 2742         | 4655         | 2692         | 48         | 1.78%        | 54         | 2.01%        | 999         | 37.11%        | 1404          | 52.15%        | 157             | 5.83%        | 26          | 0.97%        | 4         | 0.15%        | 0           | 50         |
| Precinct 06  | 1731         | 2572         | 1696         | 29         | 1.71%        | 26         | 1.53%        | 720         | 42.45%        | 856           | 50.47%        | 49              | 2.89%        | 14          | 0.83%        | 2         | 0.12%        | 0           | 35         |
| Precinct 07  | 2022         | 3213         | 1988         | 31         | 1.56%        | 46         | 2.31%        | 868         | 43.66%        | 942           | 47.38%        | 76              | 3.82%        | 18          | 0.91%        | 7         | 0.35%        | 0           | 34         |
| Precinct 08  | 2610         | 4358         | 2578         | 53         | 2.06%        | 56         | 2.17%        | 829         | 32.16%        | 1477          | 57.29%        | 125             | 4.85%        | 31          | 1.20%        | 7         | 0.27%        | 0           | 32         |
| Precinct 09  | 279          | 460          | 274          | 7          | 2.55%        | 4          | 1.46%        | 110         | 40.15%        | 145           | 52.92%        | 5               | 1.82%        | 2           | 0.73%        | 1         | 0.36%        | 0           | 5          |
| Precinct 10  | 2151         | 3010         | 2109         | 35         | 1.66%        | 30         | 1.42%        | 607         | 28.78%        | 1331          | 63.11%        | 81              | 3.84%        | 21          | 1.00%        | 4         | 0.19%        | 0           | 42         |
| Precinct 11  | 1609         | 2243         | 1584         | 35         | 2.21%        | 17         | 1.07%        | 367         | 23.17%        | 1098          | 69.32%        | 55              | 3.47%        | 11          | 0.69%        | 1         | 0.06%        | 0           | 25         |
| Precinct 12  | 1740         | 2628         | 1714         | 44         | 2.57%        | 27         | 1.58%        | 464         | 27.07%        | 1066          | 62.19%        | 91              | 5.31%        | 21          | 1.23%        | 1         | 0.06%        | 0           | 26         |
| Precinct 13  | 1009         | 1649         | 990          | 13         | 1.31%        | 19         | 1.92%        | 204         | 20.61%        | 673           | 67.98%        | 73              | 7.37%        | 7           | 0.71%        | 1         | 0.10%        | 1           | 18         |
| Precinct 14  | 1345         | 1931         | 1328         | 23         | 1.73%        | 9          | 0.68%        | 249         | 18.75%        | 984           | 74.10%        | 55              | 4.14%        | 8           | 0.60%        | 0         | 0.00%        | 0           | 17         |
| Precinct 15  | 407          | 588          | 394          | 20         | 5.08%        | 11         | 2.79%        | 88          | 22.34%        | 250           | 63.45%        | 22              | 5.58%        | 3           | 0.76%        | 0         | 0.00%        | 0           | 13         |
| Precinct 16  | 1681         | 2348         | 1652         | 21         | 1.27%        | 33         | 2.00%        | 754         | 45.64%        | 763           | 46.19%        | 68              | 4.12%        | 11          | 0.67%        | 2         | 0.12%        | 0           | 29         |
| Precinct 17  | 1957         | 2860         | 1937         | 40         | 2.07%        | 43         | 2.22%        | 680         | 35.11%        | 1081          | 55.81%        | 74              | 3.82%        | 17          | 0.88%        | 2         | 0.10%        | 0           | 20         |
| Precinct 18  | 305          | 423          | 300          | 7          | 2.33%        | 6          | 2.00%        | 84          | 28.00%        | 192           | 64.00%        | 9               | 3.00%        | 2           | 0.67%        | 0         | 0.00%        | 0           | 5          |
| <b>Total</b> | <b>29223</b> | <b>44407</b> | <b>28727</b> | <b>510</b> | <b>1.78%</b> | <b>505</b> | <b>1.76%</b> | <b>9622</b> | <b>33.49%</b> | <b>16520</b>  | <b>57.51%</b> | <b>1262</b>     | <b>4.39%</b> | <b>256</b>  | <b>0.89%</b> | <b>52</b> | <b>0.18%</b> | <b>2</b>    | <b>494</b> |

I hereby certify that the above results are true and correct.



*Debbie Heller*

Debbie Heller, CCC  
Coos County Clerk

Final Official Canvass of Votes  
 November 6, 2018 General Election  
 All Precincts, All Districts, All ScanStations, All Contests, All Boxes  
 Total Ballots Cast: 29249, Registered Voters: 44407, Overall Turnout: 65.87%

**State Senator, 1st District (Vote for 1)**

| Precinct     | Ballots Cast | Reg. Voters  | Total Votes  | Shannon Souza |               | Dallas Heard |               | Write-in  |              | Over Votes | Under Votes |
|--------------|--------------|--------------|--------------|---------------|---------------|--------------|---------------|-----------|--------------|------------|-------------|
| Precinct 09  | 279          | 460          | 268          | 131           | 48.88%        | 137          | 51.12%        | 0         | 0.00%        | 0          | 11          |
| Precinct 10  | 2151         | 3010         | 2077         | 803           | 38.66%        | 1271         | 61.19%        | 3         | 0.14%        | 1          | 73          |
| Precinct 11  | 1609         | 2243         | 1552         | 488           | 31.44%        | 1061         | 68.36%        | 3         | 0.19%        | 0          | 57          |
| Precinct 12  | 1740         | 2628         | 1673         | 620           | 37.06%        | 1050         | 62.76%        | 3         | 0.18%        | 0          | 67          |
| Precinct 13  | 1009         | 1649         | 962          | 295           | 30.67%        | 665          | 69.13%        | 2         | 0.21%        | 0          | 47          |
| Precinct 14  | 1345         | 1931         | 1290         | 316           | 24.50%        | 973          | 75.43%        | 1         | 0.08%        | 0          | 55          |
| Precinct 15  | 407          | 588          | 382          | 130           | 34.03%        | 252          | 65.97%        | 0         | 0.00%        | 0          | 25          |
| Precinct 16  | 1681         | 2348         | 1624         | 871           | 53.63%        | 752          | 46.31%        | 1         | 0.06%        | 0          | 57          |
| Precinct 17  | 1957         | 2860         | 1896         | 808           | 42.62%        | 1086         | 57.28%        | 2         | 0.11%        | 0          | 61          |
| Precinct 18  | 305          | 423          | 294          | 100           | 34.01%        | 193          | 65.65%        | 1         | 0.34%        | 0          | 11          |
| <b>Total</b> | <b>12483</b> | <b>44407</b> | <b>12018</b> | <b>4562</b>   | <b>37.96%</b> | <b>7440</b>  | <b>61.91%</b> | <b>16</b> | <b>0.13%</b> | <b>1</b>   | <b>464</b>  |

I hereby certify that the above results are true and correct.



*Debbie Heller*

Debbie Heller, CCC  
 Coos County Clerk

Final Official Canvass of Votes  
 November 6, 2018 General Election  
 All Precincts, All Districts, All ScanStations, All Contests, All Boxes  
 Total Ballots Cast: 29249, Registered Voters: 44407, Overall Turnout: 65.87%

**State Representative, 1st District (Vote for 1)**

| Precinct     | Ballots Cast | Reg. Voters  | Total Votes  | Eldon Rollins |               | David Brock Smith |               | Write-in  |              | Over Votes | Under Votes |
|--------------|--------------|--------------|--------------|---------------|---------------|-------------------|---------------|-----------|--------------|------------|-------------|
| Precinct 09  | 279          | 460          | 256          | 102           | 39.84%        | 153               | 59.77%        | 1         | 0.39%        | 0          | 23          |
| Precinct 10  | 2151         | 3010         | 2035         | 642           | 31.55%        | 1384              | 68.01%        | 9         | 0.44%        | 1          | 115         |
| Precinct 11  | 1609         | 2243         | 1522         | 384           | 25.23%        | 1133              | 74.44%        | 5         | 0.33%        | 0          | 87          |
| Precinct 12  | 1740         | 2628         | 1658         | 525           | 31.66%        | 1128              | 68.03%        | 5         | 0.30%        | 1          | 81          |
| Precinct 13  | 1009         | 1649         | 947          | 246           | 25.98%        | 697               | 73.60%        | 4         | 0.42%        | 0          | 62          |
| Precinct 14  | 1345         | 1931         | 1282         | 269           | 20.98%        | 1011              | 78.86%        | 2         | 0.16%        | 0          | 63          |
| Precinct 15  | 407          | 588          | 378          | 96            | 25.40%        | 282               | 74.60%        | 0         | 0.00%        | 0          | 29          |
| Precinct 16  | 1681         | 2348         | 1598         | 762           | 47.68%        | 834               | 52.19%        | 2         | 0.13%        | 0          | 83          |
| Precinct 17  | 1957         | 2860         | 1863         | 689           | 36.98%        | 1172              | 62.91%        | 2         | 0.11%        | 0          | 94          |
| Precinct 18  | 305          | 423          | 295          | 89            | 30.17%        | 206               | 69.83%        | 0         | 0.00%        | 0          | 10          |
| <b>Total</b> | <b>12483</b> | <b>44407</b> | <b>11834</b> | <b>3804</b>   | <b>32.14%</b> | <b>8000</b>       | <b>67.60%</b> | <b>30</b> | <b>0.25%</b> | <b>2</b>   | <b>647</b>  |

I hereby certify that the above results are true and correct.



*Debbie Heller*


Debbie Heller, CCC  
 Coos County Clerk

Final Official Canvass of Votes  
 November 6, 2018 General Election  
 All Precincts, All Districts, All ScanStations, All Contests, All Boxes  
 Total Ballots Cast: 29249, Registered Voters: 44407, Overall Turnout: 65.87%

**State Representative, 9th District (Vote for 1)**

| Precinct     | Ballots Cast | Reg. Voters  | Total Votes  | Teri Grier  |               | Caddy McKeown |               | Write-in  |              | Over Votes | Under Votes |
|--------------|--------------|--------------|--------------|-------------|---------------|---------------|---------------|-----------|--------------|------------|-------------|
| Precinct 01  | 1164         | 1777         | 1130         | 625         | 55.31%        | 505           | 44.69%        | 0         | 0.00%        | 0          | 34          |
| Precinct 02  | 2189         | 3073         | 2121         | 1076        | 50.73%        | 1039          | 48.99%        | 6         | 0.28%        | 0          | 68          |
| Precinct 03  | 2495         | 3851         | 2442         | 1198        | 49.06%        | 1237          | 50.66%        | 7         | 0.29%        | 0          | 53          |
| Precinct 04  | 1787         | 2768         | 1746         | 712         | 40.78%        | 1019          | 58.36%        | 15        | 0.86%        | 0          | 41          |
| Precinct 05  | 2742         | 4655         | 2673         | 1242        | 46.46%        | 1417          | 53.01%        | 14        | 0.52%        | 1          | 68          |
| Precinct 06  | 1731         | 2572         | 1701         | 676         | 39.74%        | 1017          | 59.79%        | 8         | 0.47%        | 0          | 30          |
| Precinct 07  | 2022         | 3213         | 1975         | 773         | 39.14%        | 1194          | 60.46%        | 8         | 0.41%        | 0          | 47          |
| Precinct 08  | 2610         | 4358         | 2548         | 1279        | 50.20%        | 1259          | 49.41%        | 10        | 0.39%        | 0          | 62          |
| <b>Total</b> | <b>16740</b> | <b>26267</b> | <b>16336</b> | <b>7581</b> | <b>46.41%</b> | <b>8687</b>   | <b>53.18%</b> | <b>68</b> | <b>0.42%</b> | <b>1</b>   | <b>403</b>  |

I hereby certify that the above results are true and correct.



*Debbie Heller*  
 Debbie Heller, CCC  
 Coos County Clerk

Final Official Canvass of Votes  
 November 6, 2018 General Election  
 All Precincts, All Districts, All ScanStations, All Contests, All Boxes  
 Total Ballots Cast: 29249, Registered Voters: 44407, Overall Turnout: 65.87%

**Judge of the Supreme Court, Position 5 (Vote for 1)**

| Precinct     | Ballots Cast | Reg. Voters  | Total Votes  | Adrienne Nelson |               | Write-in   |              | Over Votes | Under Votes  |
|--------------|--------------|--------------|--------------|-----------------|---------------|------------|--------------|------------|--------------|
| Precinct 01  | 1164         | 1777         | 686          | 682             | 99.42%        | 4          | 0.58%        | 0          | 478          |
| Precinct 02  | 2189         | 3073         | 1323         | 1302            | 98.41%        | 21         | 1.59%        | 0          | 866          |
| Precinct 03  | 2495         | 3851         | 1566         | 1545            | 98.66%        | 21         | 1.34%        | 0          | 929          |
| Precinct 04  | 1787         | 2768         | 1159         | 1147            | 98.96%        | 12         | 1.04%        | 0          | 628          |
| Precinct 05  | 2742         | 4655         | 1768         | 1751            | 99.04%        | 17         | 0.96%        | 0          | 974          |
| Precinct 06  | 1731         | 2572         | 1084         | 1073            | 98.99%        | 11         | 1.01%        | 0          | 647          |
| Precinct 07  | 2022         | 3213         | 1282         | 1258            | 98.13%        | 24         | 1.87%        | 0          | 740          |
| Precinct 08  | 2610         | 4358         | 1568         | 1552            | 98.98%        | 16         | 1.02%        | 0          | 1042         |
| Precinct 09  | 279          | 460          | 144          | 136             | 94.44%        | 8          | 5.56%        | 0          | 135          |
| Precinct 10  | 2151         | 3010         | 1213         | 1200            | 98.93%        | 13         | 1.07%        | 0          | 938          |
| Precinct 11  | 1609         | 2243         | 850          | 830             | 97.65%        | 20         | 2.35%        | 1          | 758          |
| Precinct 12  | 1740         | 2628         | 1060         | 1044            | 98.49%        | 16         | 1.51%        | 0          | 680          |
| Precinct 13  | 1009         | 1649         | 664          | 652             | 98.19%        | 12         | 1.81%        | 0          | 345          |
| Precinct 14  | 1345         | 1931         | 711          | 701             | 98.59%        | 10         | 1.41%        | 0          | 634          |
| Precinct 15  | 407          | 588          | 231          | 229             | 99.13%        | 2          | 0.87%        | 0          | 176          |
| Precinct 16  | 1681         | 2348         | 968          | 952             | 98.35%        | 16         | 1.65%        | 0          | 713          |
| Precinct 17  | 1957         | 2860         | 1048         | 1030            | 98.28%        | 18         | 1.72%        | 0          | 909          |
| Precinct 18  | 305          | 423          | 150          | 145             | 96.67%        | 5          | 3.33%        | 0          | 155          |
| <b>Total</b> | <b>29223</b> | <b>44407</b> | <b>17475</b> | <b>17229</b>    | <b>98.59%</b> | <b>246</b> | <b>1.41%</b> | <b>1</b>   | <b>11747</b> |

I hereby certify that the above results are true and correct.



*Debbie Heller*


Debbie Heller, CCC  
 Coos County Clerk

Final Official Canvass of Votes  
November 6, 2018 General Election  
All Precincts, All Districts, All ScanStations, All Contests, All Boxes  
Total Ballots Cast: 29249, Registered Voters: 44407, Overall Turnout: 65.87%

**Judge of the Court of Appeals, Position 2 (Vote for 1)**

| Precinct     | Ballots Cast | Reg. Voters  | Total Votes  | Bronson D James |               | Write-in   |              | Over Votes | Under Votes  |
|--------------|--------------|--------------|--------------|-----------------|---------------|------------|--------------|------------|--------------|
| Precinct 01  | 1164         | 1777         | 660          | 658             | 99.70%        | 2          | 0.30%        | 0          | 504          |
| Precinct 02  | 2189         | 3073         | 1276         | 1262            | 98.90%        | 14         | 1.10%        | 0          | 913          |
| Precinct 03  | 2495         | 3851         | 1517         | 1496            | 98.62%        | 21         | 1.38%        | 0          | 978          |
| Precinct 04  | 1787         | 2768         | 1118         | 1107            | 99.02%        | 11         | 0.98%        | 0          | 669          |
| Precinct 05  | 2742         | 4655         | 1730         | 1717            | 99.25%        | 13         | 0.75%        | 0          | 1012         |
| Precinct 06  | 1731         | 2572         | 1047         | 1032            | 98.57%        | 15         | 1.43%        | 0          | 684          |
| Precinct 07  | 2022         | 3213         | 1226         | 1204            | 98.21%        | 22         | 1.79%        | 0          | 796          |
| Precinct 08  | 2610         | 4358         | 1519         | 1501            | 98.82%        | 18         | 1.18%        | 0          | 1091         |
| Precinct 09  | 279          | 460          | 141          | 132             | 93.62%        | 9          | 6.38%        | 0          | 138          |
| Precinct 10  | 2151         | 3010         | 1181         | 1172            | 99.24%        | 9          | 0.76%        | 0          | 970          |
| Precinct 11  | 1609         | 2243         | 824          | 806             | 97.82%        | 18         | 2.18%        | 1          | 784          |
| Precinct 12  | 1740         | 2628         | 1042         | 1027            | 98.56%        | 15         | 1.44%        | 0          | 698          |
| Precinct 13  | 1009         | 1649         | 640          | 629             | 98.28%        | 11         | 1.72%        | 0          | 369          |
| Precinct 14  | 1345         | 1931         | 694          | 686             | 98.85%        | 8          | 1.15%        | 0          | 651          |
| Precinct 15  | 407          | 588          | 228          | 226             | 99.12%        | 2          | 0.88%        | 0          | 179          |
| Precinct 16  | 1681         | 2348         | 918          | 905             | 98.58%        | 13         | 1.42%        | 0          | 763          |
| Precinct 17  | 1957         | 2860         | 985          | 972             | 98.68%        | 13         | 1.32%        | 0          | 972          |
| Precinct 18  | 305          | 423          | 146          | 143             | 97.95%        | 3          | 2.05%        | 0          | 159          |
| <b>Total</b> | <b>29223</b> | <b>44407</b> | <b>16892</b> | <b>16675</b>    | <b>98.72%</b> | <b>217</b> | <b>1.28%</b> | <b>1</b>   | <b>12330</b> |

I hereby certify that the above results are true and correct.




*Debbie Heller*

Debbie Heller, CCC  
Coos County Clerk

Final Official Canvass of Votes  
 November 6, 2018 General Election  
 All Precincts, All Districts, All ScanStations, All Contests, All Boxes  
 Total Ballots Cast: 29249, Registered Voters: 44407, Overall Turnout: 65.87%

**Judge of the Court of Appeals, Position 4 (Vote for 1)**

| Precinct     | Ballots<br>Cast | Reg.<br>Voters | Total<br>Votes | Robyn Ridler<br>Aoyagi |               | Write-in   |              | Over<br>Votes | Under<br>Votes |
|--------------|-----------------|----------------|----------------|------------------------|---------------|------------|--------------|---------------|----------------|
| Precinct 01  | 1164            | 1777           | 669            | 666                    | 99.55%        | 3          | 0.45%        | 0             | 495            |
| Precinct 02  | 2189            | 3073           | 1291           | 1276                   | 98.84%        | 15         | 1.16%        | 0             | 898            |
| Precinct 03  | 2495            | 3851           | 1507           | 1483                   | 98.41%        | 24         | 1.59%        | 0             | 988            |
| Precinct 04  | 1787            | 2768           | 1132           | 1122                   | 99.12%        | 10         | 0.88%        | 0             | 655            |
| Precinct 05  | 2742            | 4655           | 1739           | 1727                   | 99.31%        | 12         | 0.69%        | 0             | 1003           |
| Precinct 06  | 1731            | 2572           | 1046           | 1033                   | 98.76%        | 13         | 1.24%        | 0             | 685            |
| Precinct 07  | 2022            | 3213           | 1239           | 1219                   | 98.39%        | 20         | 1.61%        | 0             | 783            |
| Precinct 08  | 2610            | 4358           | 1529           | 1509                   | 98.69%        | 20         | 1.31%        | 0             | 1081           |
| Precinct 09  | 279             | 460            | 143            | 135                    | 94.41%        | 8          | 5.59%        | 0             | 136            |
| Precinct 10  | 2151            | 3010           | 1197           | 1186                   | 99.08%        | 11         | 0.92%        | 0             | 954            |
| Precinct 11  | 1609            | 2243           | 831            | 811                    | 97.59%        | 20         | 2.41%        | 1             | 777            |
| Precinct 12  | 1740            | 2628           | 1049           | 1034                   | 98.57%        | 15         | 1.43%        | 0             | 691            |
| Precinct 13  | 1009            | 1649           | 647            | 638                    | 98.61%        | 9          | 1.39%        | 0             | 362            |
| Precinct 14  | 1345            | 1931           | 701            | 691                    | 98.57%        | 10         | 1.43%        | 0             | 644            |
| Precinct 15  | 407             | 588            | 229            | 227                    | 99.13%        | 2          | 0.87%        | 0             | 178            |
| Precinct 16  | 1681            | 2348           | 956            | 943                    | 98.64%        | 13         | 1.36%        | 0             | 725            |
| Precinct 17  | 1957            | 2860           | 1016           | 1008                   | 99.21%        | 8          | 0.79%        | 0             | 941            |
| Precinct 18  | 305             | 423            | 143            | 141                    | 98.60%        | 2          | 1.40%        | 0             | 162            |
| <b>Total</b> | <b>29223</b>    | <b>44407</b>   | <b>17064</b>   | <b>16849</b>           | <b>98.74%</b> | <b>215</b> | <b>1.26%</b> | <b>1</b>      | <b>12158</b>   |



I hereby certify that the above results are true and correct.

*Debbie Heller*

Debbie Heller, CCC  
 Coos County Clerk



Final Official Canvass of Votes  
 November 6, 2018 General Election  
 All Precincts, All Districts, All ScanStations, All Contests, All Boxes  
 Total Ballots Cast: 29249, Registered Voters: 44407, Overall Turnout: 65.87%

**Judge of the Court of Appeals, Position 7 (Vote for 1)**

| Precinct     | Ballots Cast | Reg. Voters  | Total Votes  | Steven R Powers |               | Write-in   |              | Over Votes | Under Votes  |
|--------------|--------------|--------------|--------------|-----------------|---------------|------------|--------------|------------|--------------|
| Precinct 01  | 1164         | 1777         | 659          | 655             | 99.39%        | 4          | 0.61%        | 0          | 505          |
| Precinct 02  | 2189         | 3073         | 1285         | 1267            | 98.60%        | 18         | 1.40%        | 0          | 904          |
| Precinct 03  | 2495         | 3851         | 1507         | 1487            | 98.67%        | 20         | 1.33%        | 0          | 988          |
| Precinct 04  | 1787         | 2768         | 1113         | 1101            | 98.92%        | 12         | 1.08%        | 0          | 674          |
| Precinct 05  | 2742         | 4655         | 1728         | 1714            | 99.19%        | 14         | 0.81%        | 0          | 1014         |
| Precinct 06  | 1731         | 2572         | 1042         | 1032            | 99.04%        | 10         | 0.96%        | 0          | 689          |
| Precinct 07  | 2022         | 3213         | 1223         | 1204            | 98.45%        | 19         | 1.55%        | 0          | 799          |
| Precinct 08  | 2610         | 4358         | 1505         | 1492            | 99.14%        | 13         | 0.86%        | 0          | 1105         |
| Precinct 09  | 279          | 460          | 143          | 136             | 95.10%        | 7          | 4.90%        | 0          | 136          |
| Precinct 10  | 2151         | 3010         | 1185         | 1176            | 99.24%        | 9          | 0.76%        | 0          | 966          |
| Precinct 11  | 1609         | 2243         | 833          | 814             | 97.72%        | 19         | 2.28%        | 1          | 775          |
| Precinct 12  | 1740         | 2628         | 1045         | 1033            | 98.85%        | 12         | 1.15%        | 0          | 695          |
| Precinct 13  | 1009         | 1649         | 643          | 634             | 98.60%        | 9          | 1.40%        | 0          | 366          |
| Precinct 14  | 1345         | 1931         | 697          | 689             | 98.85%        | 8          | 1.15%        | 0          | 648          |
| Precinct 15  | 407          | 588          | 231          | 229             | 99.13%        | 2          | 0.87%        | 0          | 176          |
| Precinct 16  | 1681         | 2348         | 938          | 929             | 99.04%        | 9          | 0.96%        | 0          | 743          |
| Precinct 17  | 1957         | 2860         | 996          | 985             | 98.90%        | 11         | 1.10%        | 0          | 961          |
| Precinct 18  | 305          | 423          | 143          | 140             | 97.90%        | 3          | 2.10%        | 0          | 162          |
| <b>Total</b> | <b>29223</b> | <b>44407</b> | <b>16916</b> | <b>16717</b>    | <b>98.82%</b> | <b>199</b> | <b>1.18%</b> | <b>1</b>   | <b>12306</b> |

I hereby certify that the above results are true and correct.



*Debbie Heller*


Debbie Heller, CCC  
 Coos County Clerk

Final Official Canvass of Votes  
 November 6, 2018 General Election  
 All Precincts, All Districts, All ScanStations, All Contests, All Boxes  
 Total Ballots Cast: 29249, Registered Voters: 44407, Overall Turnout: 65.87%

**Judge of the Oregon Tax Court (Vote for 1)**

| Precinct     | Ballots Cast | Reg. Voters  | Total Votes  | Robert Manicke      | Write-in         | Over Votes | Under Votes  |
|--------------|--------------|--------------|--------------|---------------------|------------------|------------|--------------|
| Precinct 01  | 1164         | 1777         | 652          | 648 99.39%          | 4 0.61%          | 0          | 512          |
| Precinct 02  | 2189         | 3073         | 1270         | 1256 98.90%         | 14 1.10%         | 0          | 919          |
| Precinct 03  | 2495         | 3851         | 1488         | 1468 98.66%         | 20 1.34%         | 0          | 1007         |
| Precinct 04  | 1787         | 2768         | 1112         | 1102 99.10%         | 10 0.90%         | 0          | 675          |
| Precinct 05  | 2742         | 4655         | 1719         | 1705 99.19%         | 14 0.81%         | 0          | 1023         |
| Precinct 06  | 1731         | 2572         | 1026         | 1014 98.83%         | 12 1.17%         | 0          | 705          |
| Precinct 07  | 2022         | 3213         | 1216         | 1199 98.60%         | 17 1.40%         | 0          | 806          |
| Precinct 08  | 2610         | 4358         | 1504         | 1491 99.14%         | 13 0.86%         | 0          | 1106         |
| Precinct 09  | 279          | 460          | 141          | 134 95.04%          | 7 4.96%          | 0          | 138          |
| Precinct 10  | 2151         | 3010         | 1193         | 1184 99.25%         | 9 0.75%          | 0          | 958          |
| Precinct 11  | 1609         | 2243         | 826          | 813 98.43%          | 13 1.57%         | 0          | 783          |
| Precinct 12  | 1740         | 2628         | 1053         | 1039 98.67%         | 14 1.33%         | 0          | 687          |
| Precinct 13  | 1009         | 1649         | 644          | 632 98.14%          | 12 1.86%         | 0          | 365          |
| Precinct 14  | 1345         | 1931         | 700          | 694 99.14%          | 6 0.86%          | 0          | 645          |
| Precinct 15  | 407          | 588          | 231          | 229 99.13%          | 2 0.87%          | 0          | 176          |
| Precinct 16  | 1681         | 2348         | 943          | 932 98.83%          | 11 1.17%         | 0          | 738          |
| Precinct 17  | 1957         | 2860         | 992          | 982 98.99%          | 10 1.01%         | 0          | 965          |
| Precinct 18  | 305          | 423          | 151          | 149 98.68%          | 2 1.32%          | 0          | 154          |
| <b>Total</b> | <b>29223</b> | <b>44407</b> | <b>16861</b> | <b>16671 98.87%</b> | <b>190 1.13%</b> | <b>0</b>   | <b>12362</b> |

I hereby certify that the above results are true and correct.



*Debbie Heller*

Debbie Heller, CCC  
 Coos County Clerk

Final Official Canvass of Votes  
 November 6, 2018 General Election  
 All Precincts, All Districts, All ScanStations, All Contests, All Boxes  
 Total Ballots Cast: 29249, Registered Voters: 44407, Overall Turnout: 65.87%

**Judge of the Circuit Court, 15th District, Position 2 (Vote for 1)**

| Precinct     | Ballots Cast | Reg. Voters  | Total Votes  | Andrew E Combs      | Write-in         | Over Votes | Under Votes  |
|--------------|--------------|--------------|--------------|---------------------|------------------|------------|--------------|
| Precinct 01  | 1164         | 1777         | 661          | 660 99.85%          | 1 0.15%          | 1          | 502          |
| Precinct 02  | 2189         | 3073         | 1313         | 1299 98.93%         | 14 1.07%         | 0          | 876          |
| Precinct 03  | 2495         | 3851         | 1533         | 1515 98.83%         | 18 1.17%         | 0          | 962          |
| Precinct 04  | 1787         | 2768         | 1132         | 1125 99.38%         | 7 0.62%          | 0          | 655          |
| Precinct 05  | 2742         | 4655         | 1734         | 1722 99.31%         | 12 0.69%         | 0          | 1008         |
| Precinct 06  | 1731         | 2572         | 1069         | 1054 98.60%         | 15 1.40%         | 0          | 662          |
| Precinct 07  | 2022         | 3213         | 1243         | 1224 98.47%         | 19 1.53%         | 0          | 779          |
| Precinct 08  | 2610         | 4358         | 1523         | 1508 99.02%         | 15 0.98%         | 0          | 1087         |
| Precinct 09  | 279          | 460          | 148          | 143 96.62%          | 5 3.38%          | 0          | 131          |
| Precinct 10  | 2151         | 3010         | 1207         | 1193 98.84%         | 14 1.16%         | 0          | 944          |
| Precinct 11  | 1609         | 2243         | 870          | 861 98.97%          | 9 1.03%          | 0          | 739          |
| Precinct 12  | 1740         | 2628         | 1078         | 1061 98.42%         | 17 1.58%         | 0          | 662          |
| Precinct 13  | 1009         | 1649         | 703          | 695 98.86%          | 8 1.14%          | 0          | 306          |
| Precinct 14  | 1345         | 1931         | 856          | 847 98.95%          | 9 1.05%          | 0          | 489          |
| Precinct 15  | 407          | 588          | 259          | 257 99.23%          | 2 0.77%          | 0          | 148          |
| Precinct 16  | 1681         | 2348         | 926          | 917 99.03%          | 9 0.97%          | 0          | 755          |
| Precinct 17  | 1957         | 2860         | 983          | 974 99.08%          | 9 0.92%          | 0          | 974          |
| Precinct 18  | 305          | 423          | 154          | 151 98.05%          | 3 1.95%          | 0          | 151          |
| <b>Total</b> | <b>29223</b> | <b>44407</b> | <b>17392</b> | <b>17206 98.93%</b> | <b>186 1.07%</b> | <b>1</b>   | <b>11830</b> |

I hereby certify that the above results are true and correct.




*Debbie Heller*

Debbie Heller, CCC  
 Coos County Clerk

Final Official Canvass of Votes  
 November 6, 2018 General Election  
 All Precincts, All Districts, All ScanStations, All Contests, All Boxes  
 Total Ballots Cast: 29249, Registered Voters: 44407, Overall Turnout: 65.87%

**County Commissioner, Position 2 (Vote for 1)**

| Precinct     | Ballots Cast | Reg. Voters  | Total Votes  | Katy Eymann  |               | John W Sweet |               | Write-in   |              | Over Votes | Under Votes |
|--------------|--------------|--------------|--------------|--------------|---------------|--------------|---------------|------------|--------------|------------|-------------|
| Precinct 01  | 1164         | 1777         | 1018         | 367          | 36.05%        | 651          | 63.95%        | 0          | 0.00%        | 0          | 146         |
| Precinct 02  | 2189         | 3073         | 2033         | 850          | 41.81%        | 1178         | 57.94%        | 5          | 0.25%        | 0          | 156         |
| Precinct 03  | 2495         | 3851         | 2330         | 917          | 39.36%        | 1397         | 59.96%        | 16         | 0.69%        | 1          | 164         |
| Precinct 04  | 1787         | 2768         | 1673         | 786          | 46.98%        | 884          | 52.84%        | 3          | 0.18%        | 1          | 113         |
| Precinct 05  | 2742         | 4655         | 2495         | 1163         | 46.61%        | 1323         | 53.03%        | 9          | 0.36%        | 4          | 243         |
| Precinct 06  | 1731         | 2572         | 1615         | 687          | 42.54%        | 926          | 57.34%        | 2          | 0.12%        | 1          | 115         |
| Precinct 07  | 2022         | 3213         | 1878         | 868          | 46.22%        | 997          | 53.09%        | 13         | 0.69%        | 1          | 143         |
| Precinct 08  | 2610         | 4358         | 2368         | 1034         | 43.67%        | 1314         | 55.49%        | 20         | 0.84%        | 2          | 240         |
| Precinct 09  | 279          | 460          | 248          | 119          | 47.98%        | 129          | 52.02%        | 0          | 0.00%        | 0          | 31          |
| Precinct 10  | 2151         | 3010         | 2016         | 821          | 40.72%        | 1190         | 59.03%        | 5          | 0.25%        | 0          | 135         |
| Precinct 11  | 1609         | 2243         | 1473         | 570          | 38.70%        | 894          | 60.69%        | 9          | 0.61%        | 0          | 136         |
| Precinct 12  | 1740         | 2628         | 1640         | 629          | 38.35%        | 1009         | 61.52%        | 2          | 0.12%        | 3          | 97          |
| Precinct 13  | 1009         | 1649         | 924          | 326          | 35.28%        | 594          | 64.29%        | 4          | 0.43%        | 0          | 85          |
| Precinct 14  | 1345         | 1931         | 1236         | 358          | 28.96%        | 873          | 70.63%        | 5          | 0.40%        | 0          | 109         |
| Precinct 15  | 407          | 588          | 375          | 123          | 32.80%        | 250          | 66.67%        | 2          | 0.53%        | 0          | 32          |
| Precinct 16  | 1681         | 2348         | 1555         | 810          | 52.09%        | 741          | 47.65%        | 4          | 0.26%        | 0          | 126         |
| Precinct 17  | 1957         | 2860         | 1792         | 742          | 41.41%        | 1044         | 58.26%        | 6          | 0.33%        | 1          | 164         |
| Precinct 18  | 305          | 423          | 283          | 106          | 37.46%        | 176          | 62.19%        | 1          | 0.35%        | 0          | 22          |
| <b>Total</b> | <b>29223</b> | <b>44407</b> | <b>26952</b> | <b>11276</b> | <b>41.84%</b> | <b>15570</b> | <b>57.77%</b> | <b>106</b> | <b>0.39%</b> | <b>14</b>  | <b>2257</b> |



I hereby certify that the above results are true and correct.


*Debbie Heller*

Debbie Heller, CCC  
 Coos County Clerk

Final Official Canvass of Votes  
 November 6, 2018 General Election  
 All Precincts, All Districts, All ScanStations, All Contests, All Boxes  
 Total Ballots Cast: 29249, Registered Voters: 44407, Overall Turnout: 65.87%

**County Clerk (Vote for 1)**

| Precinct     | Ballots Cast | Reg. Voters  | Total Votes  | Debbie Heller       | Write-in         | Over Votes | Under Votes  |
|--------------|--------------|--------------|--------------|---------------------|------------------|------------|--------------|
| Precinct 01  | 1164         | 1777         | 684          | 682 99.71%          | 2 0.29%          | 0          | 480          |
| Precinct 02  | 2189         | 3073         | 1350         | 1340 99.26%         | 10 0.74%         | 0          | 839          |
| Precinct 03  | 2495         | 3851         | 1600         | 1586 99.12%         | 14 0.88%         | 0          | 895          |
| Precinct 04  | 1787         | 2768         | 1180         | 1162 98.47%         | 18 1.53%         | 0          | 607          |
| Precinct 05  | 2742         | 4655         | 1803         | 1791 99.33%         | 12 0.67%         | 0          | 939          |
| Precinct 06  | 1731         | 2572         | 1098         | 1090 99.27%         | 8 0.73%          | 0          | 633          |
| Precinct 07  | 2022         | 3213         | 1286         | 1272 98.91%         | 14 1.09%         | 0          | 736          |
| Precinct 08  | 2610         | 4358         | 1593         | 1581 99.25%         | 12 0.75%         | 0          | 1017         |
| Precinct 09  | 279          | 460          | 149          | 147 98.66%          | 2 1.34%          | 0          | 130          |
| Precinct 10  | 2151         | 3010         | 1286         | 1270 98.76%         | 16 1.24%         | 0          | 865          |
| Precinct 11  | 1609         | 2243         | 960          | 948 98.75%          | 12 1.25%         | 0          | 649          |
| Precinct 12  | 1740         | 2628         | 1176         | 1159 98.55%         | 17 1.45%         | 0          | 564          |
| Precinct 13  | 1009         | 1649         | 690          | 685 99.28%          | 5 0.72%          | 0          | 319          |
| Precinct 14  | 1345         | 1931         | 781          | 774 99.10%          | 7 0.90%          | 0          | 564          |
| Precinct 15  | 407          | 588          | 242          | 240 99.17%          | 2 0.83%          | 0          | 165          |
| Precinct 16  | 1681         | 2348         | 994          | 984 98.99%          | 10 1.01%         | 0          | 687          |
| Precinct 17  | 1957         | 2860         | 1058         | 1044 98.68%         | 14 1.32%         | 0          | 899          |
| Precinct 18  | 305          | 423          | 160          | 160 100.00%         | 0 0.00%          | 0          | 145          |
| <b>Total</b> | <b>29223</b> | <b>44407</b> | <b>18090</b> | <b>17915 99.03%</b> | <b>175 0.97%</b> | <b>0</b>   | <b>11133</b> |



I hereby certify that the above results are true and correct.

*Debbie Heller*

Debbie Heller, CCC  
 Coos County Clerk

Final Official Canvass of Votes  
 November 6, 2018 General Election  
 All Precincts, All Districts, All ScanStations, All Contests, All Boxes  
 Total Ballots Cast: 29249, Registered Voters: 44407, Overall Turnout: 65.87%

**County Sheriff (Vote for 1)**

| Precinct     | Ballots Cast | Reg. Voters  | Total Votes  | Craig Zanni  |               | M A Kinnaird |               | Write-in   |              | Over Votes | Under Votes |
|--------------|--------------|--------------|--------------|--------------|---------------|--------------|---------------|------------|--------------|------------|-------------|
| Precinct 01  | 1164         | 1777         | 929          | 466          | 50.16%        | 459          | 49.41%        | 4          | 0.43%        | 0          | 235         |
| Precinct 02  | 2189         | 3073         | 1832         | 1263         | 68.94%        | 562          | 30.68%        | 7          | 0.38%        | 0          | 357         |
| Precinct 03  | 2495         | 3851         | 2153         | 1475         | 68.51%        | 661          | 30.70%        | 17         | 0.79%        | 1          | 341         |
| Precinct 04  | 1787         | 2768         | 1510         | 1055         | 69.87%        | 446          | 29.54%        | 9          | 0.60%        | 0          | 277         |
| Precinct 05  | 2742         | 4655         | 2223         | 1465         | 65.90%        | 746          | 33.56%        | 12         | 0.54%        | 0          | 519         |
| Precinct 06  | 1731         | 2572         | 1386         | 953          | 68.76%        | 422          | 30.45%        | 11         | 0.79%        | 0          | 345         |
| Precinct 07  | 2022         | 3213         | 1641         | 1107         | 67.46%        | 517          | 31.51%        | 17         | 1.04%        | 1          | 380         |
| Precinct 08  | 2610         | 4358         | 2178         | 1379         | 63.31%        | 791          | 36.32%        | 8          | 0.37%        | 0          | 432         |
| Precinct 09  | 279          | 460          | 216          | 147          | 68.06%        | 68           | 31.48%        | 1          | 0.46%        | 0          | 63          |
| Precinct 10  | 2151         | 3010         | 1785         | 1239         | 69.41%        | 538          | 30.14%        | 8          | 0.45%        | 1          | 365         |
| Precinct 11  | 1609         | 2243         | 1378         | 1029         | 74.67%        | 346          | 25.11%        | 3          | 0.22%        | 0          | 231         |
| Precinct 12  | 1740         | 2628         | 1578         | 1101         | 69.77%        | 468          | 29.66%        | 9          | 0.57%        | 0          | 162         |
| Precinct 13  | 1009         | 1649         | 866          | 573          | 66.17%        | 289          | 33.37%        | 4          | 0.46%        | 0          | 143         |
| Precinct 14  | 1345         | 1931         | 1137         | 844          | 74.23%        | 287          | 25.24%        | 6          | 0.53%        | 0          | 208         |
| Precinct 15  | 407          | 588          | 362          | 244          | 67.40%        | 116          | 32.04%        | 2          | 0.55%        | 0          | 45          |
| Precinct 16  | 1681         | 2348         | 1227         | 801          | 65.28%        | 420          | 34.23%        | 6          | 0.49%        | 0          | 454         |
| Precinct 17  | 1957         | 2860         | 1467         | 1020         | 69.53%        | 442          | 30.13%        | 5          | 0.34%        | 0          | 490         |
| Precinct 18  | 305          | 423          | 241          | 177          | 73.44%        | 63           | 26.14%        | 1          | 0.41%        | 0          | 64          |
| <b>Total</b> | <b>29223</b> | <b>44407</b> | <b>24109</b> | <b>16338</b> | <b>67.77%</b> | <b>7641</b>  | <b>31.69%</b> | <b>130</b> | <b>0.54%</b> | <b>3</b>   | <b>5111</b> |



I hereby certify that the above results are true and correct.

*Debbie Heller*

Debbie Heller, CCC  
 Coos County Clerk

Final Official Canvass of Votes  
November 6, 2018 General Election  
All Precincts, All Districts, All ScanStations, All Contests, All Boxes  
Total Ballots Cast: 29249, Registered Voters: 44407, Overall Turnout: 65.87%

**Mayor - Bandon City (Vote for 1)**

| Precinct    | Ballots<br>Cast | Reg.<br>Voters | Total<br>Votes | Mary<br>Schamehorn | Write-in   | Over<br>Votes | Under<br>Votes |
|-------------|-----------------|----------------|----------------|--------------------|------------|---------------|----------------|
| Precinct 16 | 1681            | 2348           | 1133           | 975 86.05%         | 158 13.95% | 0             | 548            |
| Total       | 1681            | 2348           | 1133           | 975 86.05%         | 158 13.95% | 0             | 548            |

I hereby certify that the above  
results are true and correct.



*Debbie Heller*

Debbie Heller, CCC  
Coos County Clerk

Final Official Canvass of Votes  
 November 6, 2018 General Election  
 All Precincts, All Districts, All ScanStations, All Contests, All Boxes  
 Total Ballots Cast: 29249, Registered Voters: 44407, Overall Turnout: 65.87%

**City Councilor - Bandon City (Vote for 3)**

| Precinct    | Ballots Cast | Reg. Voters | Total Votes | Chris Powell |        | Peter Braun |        | Madeline Seymour |        | Write-in |       | Write-in |       | Write-in |       | Over Votes | Under Votes |
|-------------|--------------|-------------|-------------|--------------|--------|-------------|--------|------------------|--------|----------|-------|----------|-------|----------|-------|------------|-------------|
| Precinct 16 | 1681         | 2348        | 2908        | 879          | 30.23% | 984         | 33.84% | 896              | 30.81% | 80       | 2.75% | 45       | 1.55% | 24       | 0.83% | 0          | 2135        |
| Total       | 1681         | 2348        | 2908        | 879          | 30.23% | 984         | 33.84% | 896              | 30.81% | 80       | 2.75% | 45       | 1.55% | 24       | 0.83% | 0          | 2135        |

I hereby certify that the above results are true and correct.



*Debbie Heller*

Debbie Heller, CCC  
 Coos County Clerk




Final Official Canvass of Votes  
November 6, 2018 General Election  
All Precincts, All Districts, All ScanStations, All Contests, All Boxes  
Total Ballots Cast: 29249, Registered Voters: 44407, Overall Turnout: 65.87%

**Mayor - Coos Bay City (Vote for 1)**

| Precinct    | Ballots<br>Cast | Reg.<br>Voters | Total<br>Votes | Joe Benetti | Write-in  | Over<br>Votes | Under<br>Votes |
|-------------|-----------------|----------------|----------------|-------------|-----------|---------------|----------------|
| Precinct 05 | 2701            | 4655           | 1894           | 1795 94.77% | 99 5.23%  | 0             | 807            |
| Precinct 06 | 1731            | 2572           | 1226           | 1161 94.70% | 65 5.30%  | 1             | 504            |
| Precinct 07 | 2016            | 3213           | 1419           | 1307 92.11% | 112 7.89% | 0             | 597            |
| Total       | 6448            | 10440          | 4539           | 4263 93.92% | 276 6.08% | 1             | 1908           |

I hereby certify that the above  
results are true and correct.



*Debbie Heller*


Debbie Heller, CCC  
Coos County Clerk

Final Official Canvass of Votes  
 November 6, 2018 General Election  
 All Precincts, All Districts, All ScanStations, All Contests, All Boxes  
 Total Ballots Cast: 29249, Registered Voters: 44407, Overall Turnout: 65.87%

**City Councilor - Coos Bay City (Vote for 3)**

| Precinct     | Ballots Cast | Reg. Voters  | Total Votes  | Philip Marler |               | Carmen Matthews |               | Rob Miles   |               | Write-in   |              | Write-in  |              | Write-in  |              | Over Votes | Under Votes |
|--------------|--------------|--------------|--------------|---------------|---------------|-----------------|---------------|-------------|---------------|------------|--------------|-----------|--------------|-----------|--------------|------------|-------------|
| Precinct 05  | 2701         | 4655         | 4556         | 1398          | 30.68%        | 1621            | 35.58%        | 1483        | 32.55%        | 34         | 0.75%        | 14        | 0.31%        | 6         | 0.13%        | 0          | 3547        |
| Precinct 06  | 1731         | 2572         | 2978         | 879           | 29.52%        | 1064            | 35.73%        | 979         | 32.87%        | 38         | 1.28%        | 14        | 0.47%        | 4         | 0.13%        | 0          | 2215        |
| Precinct 07  | 2016         | 3213         | 3453         | 1038          | 30.06%        | 1214            | 35.16%        | 1133        | 32.81%        | 41         | 1.19%        | 16        | 0.46%        | 11        | 0.32%        | 0          | 2595        |
| <b>Total</b> | <b>6448</b>  | <b>10440</b> | <b>10987</b> | <b>3315</b>   | <b>30.17%</b> | <b>3899</b>     | <b>35.49%</b> | <b>3595</b> | <b>32.72%</b> | <b>113</b> | <b>1.03%</b> | <b>44</b> | <b>0.40%</b> | <b>21</b> | <b>0.19%</b> | <b>0</b>   | <b>8357</b> |

I hereby certify that the above results are true and correct.



*Debbie Heller*

Debbie Heller, CCC  
 Coos County Clerk

Final Official Canvass of Votes  
November 6, 2018 General Election  
All Precincts, All Districts, All ScanStations, All Contests, All Boxes  
Total Ballots Cast: 29249, Registered Voters: 44407, Overall Turnout: 65.87%

**Mayor - Coquille City (Vote for 1)**

| Precinct    | Ballots<br>Cast | Reg.<br>Voters | Total<br>Votes | Clifford W<br>Wheeler | Kathryn (Kathi)<br>Simonetti | Write-in | Over<br>Votes | Under<br>Votes |
|-------------|-----------------|----------------|----------------|-----------------------|------------------------------|----------|---------------|----------------|
| Precinct 12 | 1740            | 2628           | 1552           | 764 49.23%            | 778 50.13%                   | 10 0.64% | 0             | 188            |
| Total       | 1740            | 2628           | 1552           | 764 49.23%            | 778 50.13%                   | 10 0.64% | 0             | 188            |

I hereby certify that the above  
results are true and correct.



*Debbie Heller*

Debbie Heller, CCC  
Coos County Clerk

Final Official Canvass of Votes  
 November 6, 2018 General Election  
 All Precincts, All Districts, All ScanStations, All Contests, All Boxes  
 Total Ballots Cast: 29249, Registered Voters: 44407, Overall Turnout: 65.87%

**City Councilor - Coquille City (Vote for 3)**

| Precinct    | Ballots<br>Cast | Reg.<br>Voters | Total<br>Votes | Matt Rowe |            | Brandy Olmstead |            | Mike Layton |            | Darlene Storm<br>Andrews |            | Jo Teel |            | Ann Parker |            | Sheena Corbus |            | Dave A Chappelle |            | Yvonne-Cher<br>Skye |            |
|-------------|-----------------|----------------|----------------|-----------|------------|-----------------|------------|-------------|------------|--------------------------|------------|---------|------------|------------|------------|---------------|------------|------------------|------------|---------------------|------------|
|             |                 |                |                | Count     | Percentage | Count           | Percentage | Count       | Percentage | Count                    | Percentage | Count   | Percentage | Count      | Percentage | Count         | Percentage | Count            | Percentage | Count               | Percentage |
| Precinct 12 | 1740            | 2628           | 4276           | 688       | 16.09%     | 226             | 5.29%      | 714         | 16.70%     | 477                      | 11.16%     | 249     | 5.82%      | 547        | 12.79%     | 393           | 9.19%      | 379              | 8.86%      | 146                 | 3.41%      |
| Total       | 1740            | 2628           | 4276           | 688       | 16.09%     | 226             | 5.29%      | 714         | 16.70%     | 477                      | 11.16%     | 249     | 5.82%      | 547        | 12.79%     | 393           | 9.19%      | 379              | 8.86%      | 146                 | 3.41%      |

Final Official Canvass of Votes  
 November 6, 2018 General Election  
 All Precincts, All Districts, All ScanStations, All Contests, All Boxes  
 Total Ballots Cast: 29249, Registered Voters: 44407, Overall Turnout: 65.87%

**City Councilor - Coquille City (Vote for 3)**

| Precinct    | Ballots Cast | Reg. Voters | Total Votes | William Daily |       | Donna Hundley |       | Write-in |       | Write-in |       | Write-in |       | Over Votes | Under Votes |
|-------------|--------------|-------------|-------------|---------------|-------|---------------|-------|----------|-------|----------|-------|----------|-------|------------|-------------|
| Precinct 12 | 1740         | 2628        | 4276        | 204           | 4.77% | 222           | 5.19% | 18       | 0.42% | 8        | 0.19% | 5        | 0.12% | 6          | 938         |
| Total       | 1740         | 2628        | 4276        | 204           | 4.77% | 222           | 5.19% | 18       | 0.42% | 8        | 0.19% | 5        | 0.12% | 6          | 938         |

I hereby certify that the above results are true and correct.



*Debbie Heller*

Debbie Heller, CCC  
 Coos County Clerk

Final Official Canvass of Votes  
November 6, 2018 General Election  
All Precincts, All Districts, All ScanStations, All Contests, All Boxes  
Total Ballots Cast: 29249, Registered Voters: 44407, Overall Turnout: 65.87%

**Mayor - Lakeside City (Vote for 1)**

| Precinct    | Ballots<br>Cast | Reg.<br>Voters | Total<br>Votes | Anni L Anderson | Ronald W Grenier | James Edwards | Write-in | Over<br>Votes | Under<br>Votes |
|-------------|-----------------|----------------|----------------|-----------------|------------------|---------------|----------|---------------|----------------|
| Precinct 01 | 948             | 1777           | 801            | 243 30.34%      | 77 9.61%         | 473 59.05%    | 8 1.00%  | 0             | 147            |
| Total       | 948             | 1777           | 801            | 243 30.34%      | 77 9.61%         | 473 59.05%    | 8 1.00%  | 0             | 147            |

I hereby certify that the above  
results are true and correct.



*Debbie Heller*

Debbie Heller, CCC  
Coos County Clerk

Final Official Canvass of Votes  
 November 6, 2018 General Election  
 All Precincts, All Districts, All ScanStations, All Contests, All Boxes  
 Total Ballots Cast: 29249, Registered Voters: 44407, Overall Turnout: 65.87%

**City Councilor - Lakeside City (Vote for 3)**

| Precinct    | Ballots Cast | Reg. Voters | Total Votes | Debbie Rose |        | Elaine L Armstrong |        | Kristin Adams |        | Alan Gilbert Pointer |        | Diane Beggs |        | Rudy Sherych |       | Linda M Sherych |       | Shauleen Higgins |        | Write-in |       |
|-------------|--------------|-------------|-------------|-------------|--------|--------------------|--------|---------------|--------|----------------------|--------|-------------|--------|--------------|-------|-----------------|-------|------------------|--------|----------|-------|
| Precinct 01 | 948          | 1777        | 2079        | 258         | 12.41% | 240                | 11.54% | 243           | 11.69% | 400                  | 19.24% | 255         | 12.27% | 205          | 9.86% | 184             | 8.85% | 288              | 13.85% | 5        | 0.24% |
| Total       | 948          | 1777        | 2079        | 258         | 12.41% | 240                | 11.54% | 243           | 11.69% | 400                  | 19.24% | 255         | 12.27% | 205          | 9.86% | 184             | 8.85% | 288              | 13.85% | 5        | 0.24% |

**City Councilor - Lakeside City (Vote for 3)**

| Precinct    | Ballots<br>Cast | Reg.<br>Voters | Total<br>Votes | Write-in | Write-in | Write-in | Over<br>Votes | Under<br>Votes |     |
|-------------|-----------------|----------------|----------------|----------|----------|----------|---------------|----------------|-----|
| Precinct 01 | 948             | 1777           | 2079           | 1        | 0.05%    | 0        | 0.00%         | 0              | 765 |
| Total       | 948             | 1777           | 2079           | 1        | 0.05%    | 0        | 0.00%         | 0              | 765 |



I hereby certify that the above results are true and correct.

*Debbie Heller*

Debbie Heller, CCC  
Coos County Clerk



Final Official Canvass of Votes  
 November 6, 2018 General Election  
 All Precincts, All Districts, All ScanStations, All Contests, All Boxes  
 Total Ballots Cast: 29249, Registered Voters: 44407, Overall Turnout: 65.87%

**Mayor - Myrtle Point City (Vote for 1)**

| Precinct    | Ballots<br>Cast | Reg.<br>Voters | Total<br>Votes | Barbara Carter |        | Bill Schaefer |        | Write-in |       | Over<br>Votes | Under<br>Votes |
|-------------|-----------------|----------------|----------------|----------------|--------|---------------|--------|----------|-------|---------------|----------------|
| Precinct 13 | 1009            | 1649           | 893            | 404            | 45.24% | 482           | 53.98% | 7        | 0.78% | 0             | 116            |
| Total       | 1009            | 1649           | 893            | 404            | 45.24% | 482           | 53.98% | 7        | 0.78% | 0             | 116            |

I hereby certify that the above results are true and correct.




*Debbie Heller*

Debbie Heller, CCC  
 Coos County Clerk

Final Official Canvass of Votes  
 November 6, 2018 General Election  
 All Precincts, All Districts, All ScanStations, All Contests, All Boxes  
 Total Ballots Cast: 29249, Registered Voters: 44407, Overall Turnout: 65.87%

**City Councilor - Myrtle Point City (Vote for 3)**

| Precinct    | Ballots Cast | Reg. Voters | Total Votes | Samantha Clayburn | Stephanie A Martell | Daniel Martin | Write-in | Write-in | Write-in | Over Votes | Under Votes |
|-------------|--------------|-------------|-------------|-------------------|---------------------|---------------|----------|----------|----------|------------|-------------|
| Precinct 13 | 1009         | 1649        | 1968        | 629 31.96%        | 650 33.03%          | 632 32.11%    | 32 1.63% | 16 0.81% | 9 0.46%  | 3          | 1056        |
| Total       | 1009         | 1649        | 1968        | 629 31.96%        | 650 33.03%          | 632 32.11%    | 32 1.63% | 16 0.81% | 9 0.46%  | 3          | 1056        |



I hereby certify that the above results are true and correct.


*Debbie Heller*

Debbie Heller, CCC  
 Coos County Clerk

Final Official Canvass of Votes  
 November 6, 2018 General Election  
 All Precincts, All Districts, All ScanStations, All Contests, All Boxes  
 Total Ballots Cast: 29249, Registered Voters: 44407, Overall Turnout: 65.87%

**City Councilor - Myrtle Point City - 2 Yr (Vote for 2)**

| Precinct    | Ballots<br>Cast | Reg.<br>Voters | Total<br>Votes | Dustin Backman |        | Leif M Schrader |        | Gary Sullivan |        | Write-in |       | Write-in |       | Over<br>Votes | Under<br>Votes |
|-------------|-----------------|----------------|----------------|----------------|--------|-----------------|--------|---------------|--------|----------|-------|----------|-------|---------------|----------------|
| Precinct 13 | 1009            | 1649           | 1405           | 578            | 41.14% | 383             | 27.26% | 423           | 30.11% | 14       | 1.00% | 7        | 0.50% | 14            | 599            |
| Total       | 1009            | 1649           | 1405           | 578            | 41.14% | 383             | 27.26% | 423           | 30.11% | 14       | 1.00% | 7        | 0.50% | 14            | 599            |



I hereby certify that the above results are true and correct.


*Debbie Heller*

Debbie Heller, CCC  
 Coos County Clerk

Final Official Canvass of Votes  
November 6, 2018 General Election  
All Precincts, All Districts, All ScanStations, All Contests, All Boxes  
Total Ballots Cast: 29249, Registered Voters: 44407, Overall Turnout: 65.87%

**Mayor - North Bend City (Vote for 1)**

| Precinct    | Ballots<br>Cast | Reg.<br>Voters | Total<br>Votes | Rick Wetherell |        | Timm Slater |        | Write-in |       | Over<br>Votes | Under<br>Votes |
|-------------|-----------------|----------------|----------------|----------------|--------|-------------|--------|----------|-------|---------------|----------------|
| Precinct 03 | 2495            | 3851           | 2301           | 1428           | 62.06% | 855         | 37.16% | 18       | 0.78% | 1             | 193            |
| Precinct 04 | 1787            | 2768           | 1635           | 964            | 58.96% | 664         | 40.61% | 7        | 0.43% | 0             | 152            |
| Precinct 05 | 32              | 0              | 31             | 16             | 51.61% | 15          | 48.39% | 0        | 0.00% | 0             | 1              |
| Total       | 4314            | 6619           | 3967           | 2408           | 60.70% | 1534        | 38.67% | 25       | 0.63% | 1             | 346            |



I hereby certify that the above results are true and correct.


*Debbie Heller*

Debbie Heller, CCC  
Coos County Clerk

Final Official Canvass of Votes  
 November 6, 2018 General Election  
 All Precincts, All Districts, All ScanStations, All Contests, All Boxes  
 Total Ballots Cast: 29249, Registered Voters: 44407, Overall Turnout: 65.87%

**City Councilor - North Bend City (Vote for 3)**

| Precinct     | Ballots Cast | Reg. Voters | Total Votes | Bill Richardson    | Pat Goll           | Larry Garboden     | Jessica Engelke    | Write-in        | Write-in        | Write-in       | Over Votes | Under Votes |
|--------------|--------------|-------------|-------------|--------------------|--------------------|--------------------|--------------------|-----------------|-----------------|----------------|------------|-------------|
| Precinct 03  | 2495         | 3851        | 5433        | 1446 26.62%        | 1184 21.79%        | 1209 22.25%        | 1520 27.98%        | 50 0.92%        | 20 0.37%        | 4 0.07%        | 3          | 2049        |
| Precinct 04  | 1787         | 2768        | 3862        | 986 25.53%         | 847 21.93%         | 853 22.09%         | 1139 29.49%        | 28 0.73%        | 7 0.18%         | 2 0.05%        | 3          | 1496        |
| Precinct 05  | 32           | 0           | 72          | 19 26.39%          | 14 19.44%          | 18 25.00%          | 21 29.17%          | 0 0.00%         | 0 0.00%         | 0 0.00%        | 0          | 24          |
| <b>Total</b> | <b>4314</b>  | <b>6619</b> | <b>9367</b> | <b>2451 26.17%</b> | <b>2045 21.83%</b> | <b>2080 22.21%</b> | <b>2680 28.61%</b> | <b>78 0.83%</b> | <b>27 0.29%</b> | <b>6 0.06%</b> | <b>6</b>   | <b>3569</b> |



I hereby certify that the above results are true and correct.

*Debbie Heller*

Debbie Heller, CCC  
 Coos County Clerk

Final Official Canvass of Votes  
 November 6, 2018 General Election  
 All Precincts, All Districts, All ScanStations, All Contests, All Boxes  
 Total Ballots Cast: 29249, Registered Voters: 44407, Overall Turnout: 65.87%

**Mayor - Powers City (Vote for 1)**

| Precinct    | Ballots<br>Cast | Reg.<br>Voters | Total<br>Votes | Leo<br>Grandmontagne | Robert Kohn | Debbie North | Write-in | Over<br>Votes | Under<br>Votes |
|-------------|-----------------|----------------|----------------|----------------------|-------------|--------------|----------|---------------|----------------|
| Precinct 15 | 340             | 588            | 332            | 100 30.12%           | 185 55.72%  | 45 13.55%    | 2 0.60%  | 0             | 8              |
| Total       | 340             | 588            | 332            | 100 30.12%           | 185 55.72%  | 45 13.55%    | 2 0.60%  | 0             | 8              |

I hereby certify that the above results are true and correct.



*Debbie Heller*

Debbie Heller, CCC  
 Coos County Clerk

Final Official Canvass of Votes  
 November 6, 2018 General Election  
 All Precincts, All Districts, All ScanStations, All Contests, All Boxes  
 Total Ballots Cast: 29249, Registered Voters: 44407, Overall Turnout: 65.87%

**City Councilor - Powers City (Vote for 3)**

| Precinct    | Ballots Cast | Reg. Voters | Total Votes | Jim Adamek | Lynn Carver | Debra A Byrd | Laural Dudley | Michael W Maffei | Write-in | Write-in | Write-in | Over Votes | Under Votes |
|-------------|--------------|-------------|-------------|------------|-------------|--------------|---------------|------------------|----------|----------|----------|------------|-------------|
| Precinct 15 | 340          | 588         | 916         | 241 26.31% | 153 16.70%  | 252 27.51%   | 183 19.98%    | 72 7.86%         | 12 1.31% | 3 0.33%  | 0 0.00%  | 3          | 101         |
| Total       | 340          | 588         | 916         | 241 26.31% | 153 16.70%  | 252 27.51%   | 183 19.98%    | 72 7.86%         | 12 1.31% | 3 0.33%  | 0 0.00%  | 3          | 101         |

I hereby certify that the above results are true and correct.



*Debbie Heller*

Debbie Heller, CCC  
 Coos County Clerk

Final Official Canvass of Votes  
November 6, 2018 General Election  
All Precincts, All Districts, All ScanStations, All Contests, All Boxes  
Total Ballots Cast: 29249, Registered Voters: 44407, Overall Turnout: 65.87%


**Coos Soil and Water Conservation District, Director, At Large, Position 1 (Vote for 1)**

| Precinct     | Ballots Cast | Reg. Voters  | Total Votes  | Ernie Newton |               | Write-in   |              | Over Votes | Under Votes  |
|--------------|--------------|--------------|--------------|--------------|---------------|------------|--------------|------------|--------------|
| Precinct 01  | 1164         | 1777         | 631          | 628          | 99.52%        | 3          | 0.48%        | 0          | 533          |
| Precinct 02  | 2189         | 3073         | 1262         | 1249         | 98.97%        | 13         | 1.03%        | 0          | 927          |
| Precinct 03  | 2495         | 3851         | 1502         | 1484         | 98.80%        | 18         | 1.20%        | 0          | 993          |
| Precinct 04  | 1787         | 2768         | 1106         | 1097         | 99.19%        | 9          | 0.81%        | 0          | 681          |
| Precinct 05  | 2742         | 4655         | 1707         | 1689         | 98.95%        | 18         | 1.05%        | 0          | 1035         |
| Precinct 06  | 1731         | 2572         | 1000         | 989          | 98.90%        | 11         | 1.10%        | 0          | 731          |
| Precinct 07  | 2022         | 3213         | 1203         | 1185         | 98.50%        | 18         | 1.50%        | 0          | 819          |
| Precinct 08  | 2610         | 4358         | 1488         | 1477         | 99.26%        | 11         | 0.74%        | 0          | 1122         |
| Precinct 09  | 279          | 460          | 140          | 137          | 97.86%        | 3          | 2.14%        | 0          | 139          |
| Precinct 10  | 2151         | 3010         | 1195         | 1186         | 99.25%        | 9          | 0.75%        | 0          | 956          |
| Precinct 11  | 1609         | 2243         | 835          | 826          | 98.92%        | 9          | 1.08%        | 0          | 774          |
| Precinct 12  | 1740         | 2628         | 1046         | 1027         | 98.18%        | 19         | 1.82%        | 0          | 694          |
| Precinct 13  | 1009         | 1649         | 690          | 677          | 98.12%        | 13         | 1.88%        | 0          | 319          |
| Precinct 14  | 1345         | 1931         | 835          | 823          | 98.56%        | 12         | 1.44%        | 0          | 510          |
| Precinct 15  | 407          | 588          | 239          | 236          | 98.74%        | 3          | 1.26%        | 0          | 168          |
| Precinct 16  | 1681         | 2348         | 938          | 931          | 99.25%        | 7          | 0.75%        | 0          | 743          |
| Precinct 17  | 1957         | 2860         | 942          | 930          | 98.73%        | 12         | 1.27%        | 0          | 1015         |
| Precinct 18  | 305          | 423          | 145          | 144          | 99.31%        | 1          | 0.69%        | 0          | 160          |
| <b>Total</b> | <b>29223</b> | <b>44407</b> | <b>16904</b> | <b>16715</b> | <b>98.88%</b> | <b>189</b> | <b>1.12%</b> | <b>0</b>   | <b>12319</b> |

I hereby certify that the above results are true and correct.

*Debbie Heller*

Debbie Heller, CCC  
Coos County Clerk





Final Official Canvass of Votes  
 November 6, 2018 General Election  
 All Precincts, All Districts, All ScanStations, All Contests, All Boxes  
 Total Ballots Cast: 29249, Registered Voters: 44407, Overall Turnout: 65.87%

**Coos Soil and Water Conservation District, Director, At Large, Position 2 (Vote for 1)**

| Precinct     | Ballots Cast | Reg. Voters  | Total Votes  | Mark W Villers |               | Write-in   |              | Over Votes | Under Votes  |
|--------------|--------------|--------------|--------------|----------------|---------------|------------|--------------|------------|--------------|
| Precinct 01  | 1164         | 1777         | 616          | 613            | 99.51%        | 3          | 0.49%        | 0          | 548          |
| Precinct 02  | 2189         | 3073         | 1267         | 1254           | 98.97%        | 13         | 1.03%        | 0          | 922          |
| Precinct 03  | 2495         | 3851         | 1493         | 1481           | 99.20%        | 12         | 0.80%        | 0          | 1002         |
| Precinct 04  | 1787         | 2768         | 1094         | 1084           | 99.09%        | 10         | 0.91%        | 0          | 693          |
| Precinct 05  | 2742         | 4655         | 1706         | 1691           | 99.12%        | 15         | 0.88%        | 0          | 1036         |
| Precinct 06  | 1731         | 2572         | 1015         | 1007           | 99.21%        | 8          | 0.79%        | 0          | 716          |
| Precinct 07  | 2022         | 3213         | 1231         | 1215           | 98.70%        | 16         | 1.30%        | 0          | 791          |
| Precinct 08  | 2610         | 4358         | 1495         | 1487           | 99.46%        | 8          | 0.54%        | 0          | 1115         |
| Precinct 09  | 279          | 460          | 144          | 142            | 98.61%        | 2          | 1.39%        | 0          | 135          |
| Precinct 10  | 2151         | 3010         | 1261         | 1253           | 99.37%        | 8          | 0.63%        | 0          | 890          |
| Precinct 11  | 1609         | 2243         | 827          | 816            | 98.67%        | 11         | 1.33%        | 0          | 782          |
| Precinct 12  | 1740         | 2628         | 1019         | 1006           | 98.72%        | 13         | 1.28%        | 0          | 721          |
| Precinct 13  | 1009         | 1649         | 623          | 618            | 99.20%        | 5          | 0.80%        | 0          | 386          |
| Precinct 14  | 1345         | 1931         | 712          | 701            | 98.46%        | 11         | 1.54%        | 0          | 633          |
| Precinct 15  | 407          | 588          | 218          | 215            | 98.62%        | 3          | 1.38%        | 0          | 189          |
| Precinct 16  | 1681         | 2348         | 890          | 885            | 99.44%        | 5          | 0.56%        | 0          | 791          |
| Precinct 17  | 1957         | 2860         | 935          | 924            | 98.82%        | 11         | 1.18%        | 0          | 1022         |
| Precinct 18  | 305          | 423          | 148          | 147            | 99.32%        | 1          | 0.68%        | 0          | 157          |
| <b>Total</b> | <b>29223</b> | <b>44407</b> | <b>16694</b> | <b>16539</b>   | <b>99.07%</b> | <b>155</b> | <b>0.93%</b> | <b>0</b>   | <b>12529</b> |

I hereby certify that the above results are true and correct.



*Debbie Heller*


Debbie Heller, CCC  
 Coos County Clerk

Final Official Canvass of Votes  
 November 6, 2018 General Election  
 All Precincts, All Districts, All ScanStations, All Contests, All Boxes  
 Total Ballots Cast: 29249, Registered Voters: 44407, Overall Turnout: 65.87%


**Coos Soil and Water Conservation District, Director, Zone 2 (Vote for 1)**

| Precinct     | Ballots<br>Cast | Reg.<br>Voters | Total<br>Votes | Write-in            | Over<br>Votes | Under<br>Votes |
|--------------|-----------------|----------------|----------------|---------------------|---------------|----------------|
| Precinct 01  | 1164            | 1777           | 27             | 27 100.00%          | 0             | 1137           |
| Precinct 02  | 2189            | 3073           | 70             | 70 100.00%          | 0             | 2119           |
| Precinct 03  | 2495            | 3851           | 93             | 93 100.00%          | 0             | 2402           |
| Precinct 04  | 1787            | 2768           | 77             | 77 100.00%          | 0             | 1710           |
| Precinct 05  | 2742            | 4655           | 113            | 113 100.00%         | 0             | 2629           |
| Precinct 06  | 1731            | 2572           | 82             | 82 100.00%          | 0             | 1649           |
| Precinct 07  | 2022            | 3213           | 98             | 98 100.00%          | 0             | 1924           |
| Precinct 08  | 2610            | 4358           | 96             | 96 100.00%          | 0             | 2514           |
| Precinct 09  | 279             | 460            | 13             | 13 100.00%          | 0             | 266            |
| Precinct 10  | 2151            | 3010           | 66             | 66 100.00%          | 0             | 2085           |
| Precinct 11  | 1609            | 2243           | 64             | 64 100.00%          | 0             | 1545           |
| Precinct 12  | 1740            | 2628           | 65             | 65 100.00%          | 0             | 1675           |
| Precinct 13  | 1009            | 1649           | 50             | 50 100.00%          | 0             | 959            |
| Precinct 14  | 1345            | 1931           | 46             | 46 100.00%          | 0             | 1299           |
| Precinct 15  | 407             | 588            | 18             | 18 100.00%          | 0             | 389            |
| Precinct 16  | 1681            | 2348           | 57             | 57 100.00%          | 0             | 1624           |
| Precinct 17  | 1957            | 2860           | 72             | 72 100.00%          | 0             | 1885           |
| Precinct 18  | 305             | 423            | 7              | 7 100.00%           | 0             | 298            |
| <b>Total</b> | <b>29223</b>    | <b>44407</b>   | <b>1114</b>    | <b>1114 100.00%</b> | <b>0</b>      | <b>28109</b>   |

I hereby certify that the above results are true and correct.



Debbie Heller, CCC  
 Coos County Clerk




Final Official Canvass of Votes  
 November 6, 2018 General Election  
 All Precincts, All Districts, All ScanStations, All Contests, All Boxes  
 Total Ballots Cast: 29249, Registered Voters: 44407, Overall Turnout: 65.87%

**Coos Soil and Water Conservation District, Director, Zone 4 (Vote for 1)**

| Precinct     | Ballots<br>Cast | Reg.<br>Voters | Total<br>Votes | Write-in           | Over<br>Votes | Under<br>Votes |
|--------------|-----------------|----------------|----------------|--------------------|---------------|----------------|
| Precinct 01  | 1164            | 1777           | 21             | 21 100.00%         | 0             | 1143           |
| Precinct 02  | 2189            | 3073           | 56             | 56 100.00%         | 0             | 2133           |
| Precinct 03  | 2495            | 3851           | 79             | 79 100.00%         | 0             | 2416           |
| Precinct 04  | 1787            | 2768           | 67             | 67 100.00%         | 0             | 1720           |
| Precinct 05  | 2742            | 4655           | 95             | 95 100.00%         | 0             | 2647           |
| Precinct 06  | 1731            | 2572           | 72             | 72 100.00%         | 0             | 1659           |
| Precinct 07  | 2022            | 3213           | 88             | 88 100.00%         | 0             | 1934           |
| Precinct 08  | 2610            | 4358           | 80             | 80 100.00%         | 0             | 2530           |
| Precinct 09  | 279             | 460            | 9              | 9 100.00%          | 0             | 270            |
| Precinct 10  | 2151            | 3010           | 50             | 50 100.00%         | 0             | 2101           |
| Precinct 11  | 1609            | 2243           | 57             | 57 100.00%         | 0             | 1552           |
| Precinct 12  | 1740            | 2628           | 49             | 49 100.00%         | 0             | 1691           |
| Precinct 13  | 1009            | 1649           | 44             | 44 100.00%         | 0             | 965            |
| Precinct 14  | 1345            | 1931           | 38             | 38 100.00%         | 0             | 1307           |
| Precinct 15  | 407             | 588            | 15             | 15 100.00%         | 0             | 392            |
| Precinct 16  | 1681            | 2348           | 45             | 45 100.00%         | 0             | 1636           |
| Precinct 17  | 1957            | 2860           | 62             | 62 100.00%         | 0             | 1895           |
| Precinct 18  | 305             | 423            | 7              | 7 100.00%          | 0             | 298            |
| <b>Total</b> | <b>29223</b>    | <b>44407</b>   | <b>934</b>     | <b>934 100.00%</b> | <b>0</b>      | <b>28289</b>   |

I hereby certify that the above  
 results are true and correct.



*Debbie Heller*

Debbie Heller, CCC  
 Coos County Clerk

Final Official Canvass of Votes  
 November 6, 2018 General Election  
 All Precincts, All Districts, All ScanStations, All Contests, All Boxes  
 Total Ballots Cast: 29249, Registered Voters: 44407, Overall Turnout: 65.87%

**Coos Soil and Water Conservation District, Director, Zone 5 (Vote for 1)**

| Precinct     | Ballots Cast | Reg. Voters  | Total Votes | Write-in           | Over Votes | Under Votes  |
|--------------|--------------|--------------|-------------|--------------------|------------|--------------|
| Precinct 01  | 1164         | 1777         | 19          | 19 100.00%         | 0          | 1145         |
| Precinct 02  | 2189         | 3073         | 52          | 52 100.00%         | 0          | 2137         |
| Precinct 03  | 2495         | 3851         | 72          | 72 100.00%         | 0          | 2423         |
| Precinct 04  | 1787         | 2768         | 58          | 58 100.00%         | 0          | 1729         |
| Precinct 05  | 2742         | 4655         | 91          | 91 100.00%         | 0          | 2651         |
| Precinct 06  | 1731         | 2572         | 71          | 71 100.00%         | 0          | 1660         |
| Precinct 07  | 2022         | 3213         | 86          | 86 100.00%         | 0          | 1936         |
| Precinct 08  | 2610         | 4358         | 79          | 79 100.00%         | 0          | 2531         |
| Precinct 09  | 279          | 460          | 6           | 6 100.00%          | 0          | 273          |
| Precinct 10  | 2151         | 3010         | 47          | 47 100.00%         | 0          | 2104         |
| Precinct 11  | 1609         | 2243         | 48          | 48 100.00%         | 0          | 1561         |
| Precinct 12  | 1740         | 2628         | 43          | 43 100.00%         | 0          | 1697         |
| Precinct 13  | 1009         | 1649         | 45          | 45 100.00%         | 0          | 964          |
| Precinct 14  | 1345         | 1931         | 35          | 35 100.00%         | 0          | 1310         |
| Precinct 15  | 407          | 588          | 16          | 16 100.00%         | 0          | 391          |
| Precinct 16  | 1681         | 2348         | 40          | 40 100.00%         | 0          | 1641         |
| Precinct 17  | 1957         | 2860         | 61          | 61 100.00%         | 0          | 1896         |
| Precinct 18  | 305          | 423          | 4           | 4 100.00%          | 0          | 301          |
| <b>Total</b> | <b>29223</b> | <b>44407</b> | <b>873</b>  | <b>873 100.00%</b> | <b>0</b>   | <b>28350</b> |

I hereby certify that the above results are true and correct.



*Debbie Heller*

Debbie Heller, CCC  
 Coos County Clerk

Final Official Canvass of Votes  
 November 6, 2018 General Election  
 All Precincts, All Districts, All ScanStations, All Contests, All Boxes  
 Total Ballots Cast: 29249, Registered Voters: 44407, Overall Turnout: 65.87%

**Central Lincoln Public Utilities District, Director - Subdivision 5 (Vote for 1)**

| Precinct     | Ballots<br>Cast | Reg.<br>Voters | Total<br>Votes | Keith Tymchuk |               | Write-in  |              | Over<br>Votes | Under<br>Votes |
|--------------|-----------------|----------------|----------------|---------------|---------------|-----------|--------------|---------------|----------------|
| Precinct 01  | 1164            | 1777           | 648            | 645           | 99.54%        | 3         | 0.46%        | 0             | 516            |
| Precinct 02  | 1977            | 3073           | 1121           | 1107          | 98.75%        | 14        | 1.25%        | 0             | 856            |
| Precinct 08  | 0               | 0              | 0              | 0             | 0.00%         | 0         | 0.00%        | 0             | 0              |
| <b>Total</b> | <b>3141</b>     | <b>4850</b>    | <b>1769</b>    | <b>1752</b>   | <b>99.04%</b> | <b>17</b> | <b>0.96%</b> | <b>0</b>      | <b>1372</b>    |

I hereby certify that the above results are true and correct.



*Debbie Heller*


Debbie Heller, CCC  
 Coos County Clerk

Final Official Canvass of Votes  
 November 6, 2018 General Election  
 All Precincts, All Districts, All ScanStations, All Contests, All Boxes  
 Total Ballots Cast: 29249, Registered Voters: 44407, Overall Turnout: 65.87%

**M102 Allows local bonds for financing affordable housing (Vote for 1)**

| Precinct     | Ballots<br>Cast | Reg.<br>Voters | Total<br>Votes | Yes                 | No                  | Over<br>Votes | Under<br>Votes |
|--------------|-----------------|----------------|----------------|---------------------|---------------------|---------------|----------------|
| Precinct 01  | 1164            | 1777           | 1080           | 478 44.26%          | 602 55.74%          | 0             | 84             |
| Precinct 02  | 2189            | 3073           | 2113           | 955 45.20%          | 1158 54.80%         | 0             | 76             |
| Precinct 03  | 2495            | 3851           | 2395           | 1174 49.02%         | 1221 50.98%         | 0             | 100            |
| Precinct 04  | 1787            | 2768           | 1714           | 924 53.91%          | 790 46.09%          | 0             | 73             |
| Precinct 05  | 2742            | 4655           | 2642           | 1347 50.98%         | 1295 49.02%         | 0             | 100            |
| Precinct 06  | 1731            | 2572           | 1670           | 874 52.34%          | 796 47.66%          | 2             | 59             |
| Precinct 07  | 2022            | 3213           | 1941           | 1053 54.25%         | 888 45.75%          | 0             | 81             |
| Precinct 08  | 2610            | 4358           | 2525           | 1212 48.00%         | 1313 52.00%         | 0             | 85             |
| Precinct 09  | 279             | 460            | 268            | 114 42.54%          | 154 57.46%          | 0             | 11             |
| Precinct 10  | 2151            | 3010           | 2091           | 855 40.89%          | 1236 59.11%         | 1             | 59             |
| Precinct 11  | 1609            | 2243           | 1545           | 590 38.19%          | 955 61.81%          | 1             | 63             |
| Precinct 12  | 1740            | 2628           | 1650           | 750 45.45%          | 900 54.55%          | 1             | 89             |
| Precinct 13  | 1009            | 1649           | 956            | 412 43.10%          | 544 56.90%          | 0             | 53             |
| Precinct 14  | 1345            | 1931           | 1287           | 470 36.52%          | 817 63.48%          | 0             | 58             |
| Precinct 15  | 407             | 588            | 379            | 149 39.31%          | 230 60.69%          | 0             | 28             |
| Precinct 16  | 1681            | 2348           | 1598           | 863 54.01%          | 735 45.99%          | 2             | 81             |
| Precinct 17  | 1957            | 2860           | 1878           | 829 44.14%          | 1049 55.86%         | 0             | 79             |
| Precinct 18  | 305             | 423            | 291            | 120 41.24%          | 171 58.76%          | 0             | 14             |
| <b>Total</b> | <b>29223</b>    | <b>44407</b>   | <b>28023</b>   | <b>13169 46.99%</b> | <b>14854 53.01%</b> | <b>7</b>      | <b>1193</b>    |

I hereby certify that the above results are true and correct.



*Debbie Heller*

Debbie Heller, CCC  
 Coos County Clerk

Final Official Canvass of Votes  
 November 6, 2018 General Election  
 All Precincts, All Districts, All ScanStations, All Contests, All Boxes  
 Total Ballots Cast: 29249, Registered Voters: 44407, Overall Turnout: 65.87%

**M103 Prohibits taxes/fees based on "groceries" (Vote for 1)**

| Precinct     | Ballots Cast | Reg. Voters  | Total Votes  | Yes          |               | No           |               | Over Votes | Under Votes |
|--------------|--------------|--------------|--------------|--------------|---------------|--------------|---------------|------------|-------------|
| Precinct 01  | 1164         | 1777         | 1139         | 732          | 64.27%        | 407          | 35.73%        | 1          | 24          |
| Precinct 02  | 2189         | 3073         | 2160         | 1176         | 54.44%        | 984          | 45.56%        | 1          | 28          |
| Precinct 03  | 2495         | 3851         | 2437         | 1342         | 55.07%        | 1095         | 44.93%        | 2          | 56          |
| Precinct 04  | 1787         | 2768         | 1741         | 843          | 48.42%        | 898          | 51.58%        | 1          | 45          |
| Precinct 05  | 2742         | 4655         | 2694         | 1493         | 55.42%        | 1201         | 44.58%        | 2          | 46          |
| Precinct 06  | 1731         | 2572         | 1702         | 867          | 50.94%        | 835          | 49.06%        | 0          | 29          |
| Precinct 07  | 2022         | 3213         | 1977         | 997          | 50.43%        | 980          | 49.57%        | 1          | 44          |
| Precinct 08  | 2610         | 4358         | 2577         | 1463         | 56.77%        | 1114         | 43.23%        | 0          | 33          |
| Precinct 09  | 279          | 460          | 269          | 154          | 57.25%        | 115          | 42.75%        | 0          | 10          |
| Precinct 10  | 2151         | 3010         | 2125         | 1210         | 56.94%        | 915          | 43.06%        | 2          | 24          |
| Precinct 11  | 1609         | 2243         | 1574         | 995          | 63.21%        | 579          | 36.79%        | 1          | 34          |
| Precinct 12  | 1740         | 2628         | 1718         | 1049         | 61.06%        | 669          | 38.94%        | 1          | 21          |
| Precinct 13  | 1009         | 1649         | 996          | 633          | 63.55%        | 363          | 36.45%        | 1          | 12          |
| Precinct 14  | 1345         | 1931         | 1315         | 843          | 64.11%        | 472          | 35.89%        | 0          | 30          |
| Precinct 15  | 407          | 588          | 392          | 227          | 57.91%        | 165          | 42.09%        | 2          | 13          |
| Precinct 16  | 1681         | 2348         | 1632         | 853          | 52.27%        | 779          | 47.73%        | 2          | 47          |
| Precinct 17  | 1957         | 2860         | 1902         | 1058         | 55.63%        | 844          | 44.37%        | 1          | 54          |
| Precinct 18  | 305          | 423          | 301          | 174          | 57.81%        | 127          | 42.19%        | 0          | 4           |
| <b>Total</b> | <b>29223</b> | <b>44407</b> | <b>28651</b> | <b>16109</b> | <b>56.22%</b> | <b>12542</b> | <b>43.78%</b> | <b>18</b>  | <b>554</b>  |

I hereby certify that the above  
 results are true and correct.

*Debbie Heller*

Debbie Heller, CCC  
 Coos County Clerk




Final Official Canvass of Votes  
 November 6, 2018 General Election  
 All Precincts, All Districts, All ScanStations, All Contests, All Boxes  
 Total Ballots Cast: 29249, Registered Voters: 44407, Overall Turnout: 65.87%

**M104 Expands Req. 3/5 majority approval raising revenue (Vote for 1)**

| Precinct     | Ballots Cast | Reg. Voters  | Total Votes  | Yes          |               | No           |               | Over Votes | Under Votes |
|--------------|--------------|--------------|--------------|--------------|---------------|--------------|---------------|------------|-------------|
| Precinct 01  | 1164         | 1777         | 1114         | 505          | 45.33%        | 609          | 54.67%        | 0          | 50          |
| Precinct 02  | 2189         | 3073         | 2123         | 906          | 42.68%        | 1217         | 57.32%        | 0          | 66          |
| Precinct 03  | 2495         | 3851         | 2389         | 1047         | 43.83%        | 1342         | 56.17%        | 1          | 105         |
| Precinct 04  | 1787         | 2768         | 1700         | 632          | 37.18%        | 1068         | 62.82%        | 1          | 86          |
| Precinct 05  | 2742         | 4655         | 2633         | 1054         | 40.03%        | 1579         | 59.97%        | 0          | 109         |
| Precinct 06  | 1731         | 2572         | 1674         | 652          | 38.95%        | 1022         | 61.05%        | 0          | 57          |
| Precinct 07  | 2022         | 3213         | 1927         | 735          | 38.14%        | 1192         | 61.86%        | 1          | 94          |
| Precinct 08  | 2610         | 4358         | 2509         | 1051         | 41.89%        | 1458         | 58.11%        | 3          | 98          |
| Precinct 09  | 279          | 460          | 263          | 99           | 37.64%        | 164          | 62.36%        | 0          | 16          |
| Precinct 10  | 2151         | 3010         | 2088         | 896          | 42.91%        | 1192         | 57.09%        | 0          | 63          |
| Precinct 11  | 1609         | 2243         | 1547         | 747          | 48.29%        | 800          | 51.71%        | 2          | 60          |
| Precinct 12  | 1740         | 2628         | 1647         | 764          | 46.39%        | 883          | 53.61%        | 0          | 93          |
| Precinct 13  | 1009         | 1649         | 978          | 441          | 45.09%        | 537          | 54.91%        | 1          | 30          |
| Precinct 14  | 1345         | 1931         | 1293         | 664          | 51.35%        | 629          | 48.65%        | 0          | 52          |
| Precinct 15  | 407          | 588          | 384          | 171          | 44.53%        | 213          | 55.47%        | 0          | 23          |
| Precinct 16  | 1681         | 2348         | 1601         | 642          | 40.10%        | 959          | 59.90%        | 0          | 80          |
| Precinct 17  | 1957         | 2860         | 1862         | 788          | 42.32%        | 1074         | 57.68%        | 1          | 94          |
| Precinct 18  | 305          | 423          | 298          | 143          | 47.99%        | 155          | 52.01%        | 0          | 7           |
| <b>Total</b> | <b>29223</b> | <b>44407</b> | <b>28030</b> | <b>11937</b> | <b>42.59%</b> | <b>16093</b> | <b>57.41%</b> | <b>10</b>  | <b>1183</b> |

I hereby certify that the above results are true and correct.



*Debbie Heller*

Debbie Heller, CCC  
 Coos County Clerk



Final Official Canvass of Votes  
 November 6, 2018 General Election  
 All Precincts, All Districts, All ScanStations, All Contests, All Boxes  
 Total Ballots Cast: 29249, Registered Voters: 44407, Overall Turnout: 65.87%

**M105 Repeals law limiting resources to enforce immigration (Vote for 1)**

| Precinct     | Ballots Cast | Reg. Voters  | Total Votes  | Yes                 | No                  | Over Votes | Under Votes |
|--------------|--------------|--------------|--------------|---------------------|---------------------|------------|-------------|
| Precinct 01  | 1164         | 1777         | 1131         | 636 56.23%          | 495 43.77%          | 0          | 33          |
| Precinct 02  | 2189         | 3073         | 2152         | 1153 53.58%         | 999 46.42%          | 0          | 37          |
| Precinct 03  | 2495         | 3851         | 2421         | 1141 47.13%         | 1280 52.87%         | 1          | 73          |
| Precinct 04  | 1787         | 2768         | 1737         | 715 41.16%          | 1022 58.84%         | 2          | 48          |
| Precinct 05  | 2742         | 4655         | 2659         | 1211 45.54%         | 1448 54.46%         | 0          | 83          |
| Precinct 06  | 1731         | 2572         | 1696         | 723 42.63%          | 973 57.37%          | 0          | 35          |
| Precinct 07  | 2022         | 3213         | 1965         | 769 39.13%          | 1196 60.87%         | 1          | 56          |
| Precinct 08  | 2610         | 4358         | 2522         | 1266 50.20%         | 1256 49.80%         | 0          | 88          |
| Precinct 09  | 279          | 460          | 272          | 127 46.69%          | 145 53.31%          | 0          | 7           |
| Precinct 10  | 2151         | 3010         | 2110         | 1085 51.42%         | 1025 48.58%         | 0          | 41          |
| Precinct 11  | 1609         | 2243         | 1567         | 894 57.05%          | 673 42.95%          | 0          | 42          |
| Precinct 12  | 1740         | 2628         | 1676         | 852 50.84%          | 824 49.16%          | 0          | 64          |
| Precinct 13  | 1009         | 1649         | 980          | 544 55.51%          | 436 44.49%          | 2          | 27          |
| Precinct 14  | 1345         | 1931         | 1302         | 824 63.29%          | 478 36.71%          | 1          | 42          |
| Precinct 15  | 407          | 588          | 386          | 206 53.37%          | 180 46.63%          | 0          | 21          |
| Precinct 16  | 1681         | 2348         | 1633         | 680 41.64%          | 953 58.36%          | 0          | 48          |
| Precinct 17  | 1957         | 2860         | 1904         | 911 47.85%          | 993 52.15%          | 1          | 52          |
| Precinct 18  | 305          | 423          | 299          | 172 57.53%          | 127 42.47%          | 0          | 6           |
| <b>Total</b> | <b>29223</b> | <b>44407</b> | <b>28412</b> | <b>13909 48.95%</b> | <b>14503 51.05%</b> | <b>8</b>   | <b>803</b>  |

I hereby certify that the above results are true and correct.



*Debbie Heller*

Debbie Heller, CCC  
 Coos County Clerk

Final Official Canvass of Votes  
 November 6, 2018 General Election  
 All Precincts, All Districts, All ScanStations, All Contests, All Boxes  
 Total Ballots Cast: 29249, Registered Voters: 44407, Overall Turnout: 65.87%

**M106 Prohibits spending public funds for abortion (Vote for 1)**

| Precinct     | Ballots Cast | Reg. Voters  | Total Votes  | Yes                 | No                  | Over Votes | Under Votes |
|--------------|--------------|--------------|--------------|---------------------|---------------------|------------|-------------|
| Precinct 01  | 1164         | 1777         | 1132         | 556 49.12%          | 576 50.88%          | 0          | 32          |
| Precinct 02  | 2189         | 3073         | 2160         | 1011 46.81%         | 1149 53.19%         | 0          | 29          |
| Precinct 03  | 2495         | 3851         | 2430         | 1154 47.49%         | 1276 52.51%         | 1          | 64          |
| Precinct 04  | 1787         | 2768         | 1739         | 692 39.79%          | 1047 60.21%         | 0          | 48          |
| Precinct 05  | 2742         | 4655         | 2685         | 1175 43.76%         | 1510 56.24%         | 0          | 57          |
| Precinct 06  | 1731         | 2572         | 1692         | 684 40.43%          | 1008 59.57%         | 1          | 38          |
| Precinct 07  | 2022         | 3213         | 1979         | 740 37.39%          | 1239 62.61%         | 1          | 42          |
| Precinct 08  | 2610         | 4358         | 2547         | 1161 45.58%         | 1386 54.42%         | 2          | 61          |
| Precinct 09  | 279          | 460          | 273          | 120 43.96%          | 153 56.04%          | 0          | 6           |
| Precinct 10  | 2151         | 3010         | 2117         | 1019 48.13%         | 1098 51.87%         | 0          | 34          |
| Precinct 11  | 1609         | 2243         | 1565         | 853 54.50%          | 712 45.50%          | 0          | 44          |
| Precinct 12  | 1740         | 2628         | 1698         | 825 48.59%          | 873 51.41%          | 1          | 41          |
| Precinct 13  | 1009         | 1649         | 984          | 536 54.47%          | 448 45.53%          | 1          | 24          |
| Precinct 14  | 1345         | 1931         | 1300         | 768 59.08%          | 532 40.92%          | 0          | 45          |
| Precinct 15  | 407          | 588          | 392          | 217 55.36%          | 175 44.64%          | 0          | 15          |
| Precinct 16  | 1681         | 2348         | 1633         | 623 38.15%          | 1010 61.85%         | 0          | 48          |
| Precinct 17  | 1957         | 2860         | 1907         | 869 45.57%          | 1038 54.43%         | 0          | 50          |
| Precinct 18  | 305          | 423          | 302          | 161 53.31%          | 141 46.69%          | 0          | 3           |
| <b>Total</b> | <b>29223</b> | <b>44407</b> | <b>28535</b> | <b>13164 46.13%</b> | <b>15371 53.87%</b> | <b>7</b>   | <b>681</b>  |

I hereby certify that the above results are true and correct.



*Debbie Heller*


Debbie Heller, CCC  
 Coos County Clerk

Final Official Canvass of Votes  
 November 6, 2018 General Election  
 All Precincts, All Districts, All ScanStations, All Contests, All Boxes  
 Total Ballots Cast: 29249, Registered Voters: 44407, Overall Turnout: 65.87%

**6-168 Repeal Coos County Ordinance 17-08-006L (Vote for 1)**

| Precinct     | Ballots Cast | Reg. Voters  | Total Votes  | Yes         |               | No           |               | Over Votes | Under Votes |
|--------------|--------------|--------------|--------------|-------------|---------------|--------------|---------------|------------|-------------|
| Precinct 01  | 1164         | 1777         | 910          | 383         | 42.09%        | 527          | 57.91%        | 0          | 254         |
| Precinct 02  | 2189         | 3073         | 1870         | 804         | 42.99%        | 1066         | 57.01%        | 0          | 319         |
| Precinct 03  | 2495         | 3851         | 2018         | 750         | 37.17%        | 1268         | 62.83%        | 1          | 476         |
| Precinct 04  | 1787         | 2768         | 1457         | 497         | 34.11%        | 960          | 65.89%        | 1          | 329         |
| Precinct 05  | 2742         | 4655         | 2235         | 894         | 40.00%        | 1341         | 60.00%        | 0          | 507         |
| Precinct 06  | 1731         | 2572         | 1413         | 538         | 38.08%        | 875          | 61.92%        | 0          | 318         |
| Precinct 07  | 2022         | 3213         | 1621         | 638         | 39.36%        | 983          | 60.64%        | 0          | 401         |
| Precinct 08  | 2610         | 4358         | 2123         | 984         | 46.35%        | 1139         | 53.65%        | 1          | 486         |
| Precinct 09  | 279          | 460          | 203          | 89          | 43.84%        | 114          | 56.16%        | 0          | 76          |
| Precinct 10  | 2151         | 3010         | 1747         | 798         | 45.68%        | 949          | 54.32%        | 1          | 403         |
| Precinct 11  | 1609         | 2243         | 1261         | 598         | 47.42%        | 663          | 52.58%        | 0          | 348         |
| Precinct 12  | 1740         | 2628         | 1351         | 593         | 43.89%        | 758          | 56.11%        | 0          | 389         |
| Precinct 13  | 1009         | 1649         | 790          | 319         | 40.38%        | 471          | 59.62%        | 0          | 219         |
| Precinct 14  | 1345         | 1931         | 1026         | 458         | 44.64%        | 568          | 55.36%        | 0          | 319         |
| Precinct 15  | 407          | 588          | 304          | 158         | 51.97%        | 146          | 48.03%        | 0          | 103         |
| Precinct 16  | 1681         | 2348         | 1229         | 501         | 40.76%        | 728          | 59.24%        | 2          | 450         |
| Precinct 17  | 1957         | 2860         | 1425         | 584         | 40.98%        | 841          | 59.02%        | 0          | 532         |
| Precinct 18  | 305          | 423          | 219          | 109         | 49.77%        | 110          | 50.23%        | 0          | 86          |
| <b>Total</b> | <b>29223</b> | <b>44407</b> | <b>23202</b> | <b>9695</b> | <b>41.79%</b> | <b>13507</b> | <b>58.21%</b> | <b>6</b>   | <b>6015</b> |

I hereby certify that the above results are true and correct.



*Debbie Heller*

Debbie Heller, CCC  
 Coos County Clerk

Final Official Canvass of Votes  
 November 6, 2018 General Election  
 All Precincts, All Districts, All ScanStations, All Contests, All Boxes  
 Total Ballots Cast: 29249, Registered Voters: 44407, Overall Turnout: 65.87%

**6-170 Advisory question on marijuana taxation (Vote for 1)**

| Precinct     | Ballots Cast | Reg. Voters  | Total Votes  | Yes          |               | No          |               | Over Votes | Under Votes |
|--------------|--------------|--------------|--------------|--------------|---------------|-------------|---------------|------------|-------------|
| Precinct 01  | 1164         | 1777         | 1115         | 755          | 67.71%        | 360         | 32.29%        | 0          | 49          |
| Precinct 02  | 2189         | 3073         | 2132         | 1565         | 73.41%        | 567         | 26.59%        | 0          | 57          |
| Precinct 03  | 2495         | 3851         | 2434         | 1877         | 77.12%        | 557         | 22.88%        | 2          | 59          |
| Precinct 04  | 1787         | 2768         | 1735         | 1286         | 74.12%        | 449         | 25.88%        | 0          | 52          |
| Precinct 05  | 2742         | 4655         | 2661         | 1872         | 70.35%        | 789         | 29.65%        | 0          | 81          |
| Precinct 06  | 1731         | 2572         | 1673         | 1253         | 74.90%        | 420         | 25.10%        | 0          | 58          |
| Precinct 07  | 2022         | 3213         | 1953         | 1340         | 68.61%        | 613         | 31.39%        | 0          | 69          |
| Precinct 08  | 2610         | 4358         | 2525         | 1675         | 66.34%        | 850         | 33.66%        | 0          | 85          |
| Precinct 09  | 279          | 460          | 264          | 173          | 65.53%        | 91          | 34.47%        | 0          | 15          |
| Precinct 10  | 2151         | 3010         | 2096         | 1488         | 70.99%        | 608         | 29.01%        | 1          | 54          |
| Precinct 11  | 1609         | 2243         | 1559         | 1061         | 68.06%        | 498         | 31.94%        | 1          | 49          |
| Precinct 12  | 1740         | 2628         | 1697         | 1242         | 73.19%        | 455         | 26.81%        | 0          | 43          |
| Precinct 13  | 1009         | 1649         | 974          | 684          | 70.23%        | 290         | 29.77%        | 0          | 35          |
| Precinct 14  | 1345         | 1931         | 1306         | 996          | 76.26%        | 310         | 23.74%        | 2          | 37          |
| Precinct 15  | 407          | 588          | 386          | 273          | 70.73%        | 113         | 29.27%        | 0          | 21          |
| Precinct 16  | 1681         | 2348         | 1613         | 1149         | 71.23%        | 464         | 28.77%        | 1          | 67          |
| Precinct 17  | 1957         | 2860         | 1885         | 1244         | 65.99%        | 641         | 34.01%        | 1          | 71          |
| Precinct 18  | 305          | 423          | 295          | 170          | 57.63%        | 125         | 42.37%        | 0          | 10          |
| <b>Total</b> | <b>29223</b> | <b>44407</b> | <b>28303</b> | <b>20103</b> | <b>71.03%</b> | <b>8200</b> | <b>28.97%</b> | <b>8</b>   | <b>912</b>  |

I hereby certify that the above  
 results are true and correct.

*Debbie Heller*


Debbie Heller, CCC  
 Coos County Clerk

Final Official Canvass of Votes  
November 6, 2018 General Election  
All Precincts, All Districts, All ScanStations, All Contests, All Boxes  
Total Ballots Cast: 29249, Registered Voters: 44407, Overall Turnout: 65.87%

**6-172 Bandon Voter approval req. to expend funds on pool (Vote for 1)**

| Precinct    | Ballots<br>Cast | Reg.<br>Voters | Total<br>Votes | Yes |        | No  |        | Over<br>Votes | Under<br>Votes |
|-------------|-----------------|----------------|----------------|-----|--------|-----|--------|---------------|----------------|
| Precinct 16 | 1681            | 2348           | 1550           | 931 | 60.06% | 619 | 39.94% | 0             | 131            |
| Total       | 1681            | 2348           | 1550           | 931 | 60.06% | 619 | 39.94% | 0             | 131            |

I hereby certify that the above  
results are true and correct.



*Debbie Heller*



Debbie Heller, CCC  
Coos County Clerk

Final Official Canvass of Votes  
November 6, 2018 General Election  
All Precincts, All Districts, All ScanStations, All Contests, All Boxes  
Total Ballots Cast: 29249, Registered Voters: 44407, Overall Turnout: 65.87%

**6-169 Coquille tax on recreational sale of marijuana items (Vote for 1)**

| Precinct    | Ballots<br>Cast | Reg.<br>Voters | Total<br>Votes | Yes         | No         | Over<br>Votes | Under<br>Votes |
|-------------|-----------------|----------------|----------------|-------------|------------|---------------|----------------|
| Precinct 12 | 1740            | 2628           | 1698           | 1294 76.21% | 404 23.79% | 1             | 41             |
| Total       | 1740            | 2628           | 1698           | 1294 76.21% | 404 23.79% | 1             | 41             |

I hereby certify that the above  
results are true and correct.




Debbie Heller, CCC  
Coos County Clerk

Final Official Canvass of Votes  
 November 6, 2018 General Election  
 All Precincts, All Districts, All ScanStations, All Contests, All Boxes  
 Total Ballots Cast: 29249, Registered Voters: 44407, Overall Turnout: 65.87%

**6-171 North Bend Public Safety Fee Increase (Vote for 1)**

| Precinct     | Ballots<br>Cast | Reg.<br>Voters | Total<br>Votes | Yes         |               | No          |               | Over<br>Votes | Under<br>Votes |
|--------------|-----------------|----------------|----------------|-------------|---------------|-------------|---------------|---------------|----------------|
| Precinct 03  | 2495            | 3851           | 2334           | 1057        | 45.29%        | 1277        | 54.71%        | 1             | 160            |
| Precinct 04  | 1787            | 2768           | 1673           | 743         | 44.41%        | 930         | 55.59%        | 0             | 114            |
| Precinct 05  | 32              | 0              | 30             | 15          | 50.00%        | 15          | 50.00%        | 0             | 2              |
| <b>Total</b> | <b>4314</b>     | <b>6619</b>    | <b>4037</b>    | <b>1815</b> | <b>44.96%</b> | <b>2222</b> | <b>55.04%</b> | <b>1</b>      | <b>276</b>     |



I hereby certify that the above results are true and correct.

*Debbie Heller*

Debbie Heller, CCC  
 Coos County Clerk